

Celebrating Our 10th Anniversary

2017 MILITARY BOWL

PRESENTED BY NORTHROP GRUMMAN



THURSDAY, DECEMBER 28 ★ 1:30 PM KICKOFF
NAVY-MARINE CORPS MEMORIAL STADIUM ★ ANNAPOLIS, MD

MEDIA GUIDE



QUICK BOWL FACTS

Military Bowl presented by Northrop Grumman, benefiting the USO
 GAME DATE.....Thursday, December 28, 2017
 KICKOFF..... 1:30 p.m. ET
 MATCHUP..... Navy vs. Virginia
 TV..... ESPN
 RADIO..... ESPN Radio
 STADIUM..... Navy-Marine Corps Memorial Stadium
 STADIUM OPENED..... 1959
 PLAYING SURFACE..... FieldTurf
 LOCATION..... Annapolis, Md.
 CAPACITY..... 34,000
 BOWL ATTENDANCE RECORD..... 38,794, ECU vs. Maryland, 2010 (RFK)
 TITLE SPONSOR..... Northrop Grumman
 CHARITABLE BENEFICIARY.....USO of Metropolitan Washington-Baltimore
 FIRST BOWL GAME..... 2008
 OPERATED BY..... DC Bowl Committee, Inc.
 TICKETS..... www.militarybowl.org / 877-725-8849

TABLE OF CONTENTS

3-5	Bowl Week Media Schedule
6-7	Media Services & Policies
8-9	NMCM Stadium
10	Conference Partners/DCBC
11	Board of Directors & Staff
12	Bowl History
13	2008 EagleBank Bowl
14	2009 EagleBank Bowl
15	2010 Military Bowl
16	2011 Military Bowl
17	2012 Military Bowl
18	2013 Military Bowl
19	2014 Military Bowl
20	2015 Military Bowl
21-24	Bowl Records (Team)
25-26	Bowl Records (Individual)

KEY MEDIA CONTACTS

MILITARY BOWL

Josh Barr, Director of External Relations
 jbarr@militarybowl.org / 202.309.5021

NORTHROP GRUMMAN

TIm Paynter, Vice President, Strategic Communications
 timothy.paynter@ngc.com / 703.280.2720

USO-METRO

Alexandra Bitonti, Events and Sports Specialist
 abitonti@usometro.org / 703.402.4676

UNITED STATES NAVAL ACADEMY MIDSHIPMEN

Scott Strasemeier, Senior Associate AD for Sports Information
 sstrasem@usna.edu / 410-293-8775

UNIVERSITY OF VIRGINIA CAVALIERS

Jim Daves, Assistant Athletics Director for Media Relations
 jimdaves@virginia.edu / 434-243-2467

IMPORTANT LINKS

Military Bowl Media Information

MilitaryBowl.org/media-information

Bowl Website

MilitaryBowl.org

Football Bowl Association Website

collegefootballbowlgames.com

Twitter


[@MilitaryBowl](https://twitter.com/MilitaryBowl)

Instagram

[@militarybowl](https://www.instagram.com/militarybowl)

Facebook

facebook.com/MilitaryBowl





BOWL WEEK MEDIA SCHEDULE (TENTATIVE)

IMPORTANT CONTACTS

Military Bowl PR: Josh Barr 202-309-5021, jbarr@militarybowl.org

Navy SID: Scott Strasemeier 410-293-8775 (w), 443-336-9023 (c), sstrasem@usna.edu

Virginia SID: Jim Daves 434-962-7668, jimdaves@virginia.edu

SATURDAY, DECEMBER 23

4 pm **Navy media availability prior to Welcome Reception**
Renaissance Washington, DC Downtown, 999 9th Street NW Washington
Informal availability with coach and select players.

SUNDAY, DECEMBER 24

12:45 pm **Virginia media availability prior to Welcome Reception**
The Mayflower Hotel, 1127 Connecticut Avenue NW, Washington
Informal availability with coach and select players. Contact Jim Daves if you have specific requests.

7:30 pm **Virginia Team Dinner at Ben's Chili Bowl**
1213 U Street NW
Photo opportunity for media.

MONDAY, DECEMBER 25

10:15 am **Virginia Practice**
St. John's College High School, 2607 Military Bowl NW, Washington
Closed to media.

TBD **Navy Team Mall and Monuments Bus Tour**
Open to media. Interested media should contact SID.

11:30 am **Navy Community Event: USO Pack 4 Troops**
Open to media. Interested media should contact Josh Barr.

1:30 pm **Virginia Community Event: USO Pack 4 Troops**
The Mayflower Hotel, 1127 Connecticut Avenue NW, Washington
Open to media. Interested media should contact Josh Barr.

6:30 pm **Virginia Team Mall and Monuments Bus Tour**
Open to media. Interested media should contact Jim Daves.

BOWL WEEK MEDIA SCHEDULE (continued)

TUESDAY, DECEMBER 26

- 10 am **Virginia Practice**
St. John's College High School, 2607 Military Bowl NW, Washington
Media availability with Coach Mendenhall and select players after practice around 11:30. Beginning of practice open for B-roll for Military Bowl credentialed media. Contact Jim Daves in advance with player requests.
- TBD **Navy Practice**
United States Naval Academy, Annapolis, Md.
Media availability with Coach Niumatalolo and select players after practice. Contact Scott Strasemeier in advance with player requests. First 20 minutes of practice open for B-roll. To attend practice, you must have a Naval Academy car pass or Department of Defense ID to drive in Academy grounds.
- 11:30 am **Spouses Event: Lunch at The Hamilton followed by visit to the National Museum of African American History and Culture**
Closed to media.
- 1 pm **Virginia visit to the National Museum of African American History and Culture**
1400 Constitution Avenue NW, Washington
Interested media should contact Josh Barr.
- 2 pm **Navy visit to the National Museum of African American History and Culture**
1400 Constitution Avenue NW, Washington
Interested media should contact Josh Barr.
- 6 p.m. **Meet the Coaches VIP Reception**
Hotel Washington, 515 15th Street NW, Washington
Informal availability with bowl officials, sponsors, coaches and administrators. Interested media should contact Josh Barr.
- 7:30 pm **Navy Team Dinner at Ben's Chili Bowl**
Closed to media.

BOWL WEEK MEDIA SCHEDULE (continued)

WEDNESDAY, DECEMBER 27

- 11:30 am **Military Bowl Teams Luncheon**
 JW Marriott Hotel, Washington, 1331 Pennsylvania Avenue NW
Open to media; limited space available. Media interested in attending luncheon should contact Josh Barr and respective school SID. Informal media availability with coaches immediately after luncheon at approximately 1:30 p.m.
- 1:45 pm **NCAA Pre-Bowl Meeting** *Closed to media.*
- 4-6 pm **Military Bowl Wine Walk**
 Downtown Annapolis
Several art and antique galleries will participate, with many hosting wine tastings in partnership with the Maryland Wineries Association
- 4-9 pm **Military Bowl Pub Crawl**
 Downtown Annapolis
Several bars and restaurants will feature drink and food specials
- 6:30 pm **Military Bowl Salute to Heroes Dinner**
 Navy-Marine Corps Memorial Stadium, Annapolis, Md.
Interested media should contact Josh Barr.

THURSDAY, DECEMBER 28

- 7 am **Parking lots open**
 Navy-Marine Corps Memorial Stadium, Annapolis, Md.
- 9 am **Official Military Bowl Tailgate begins**
 Navy-Marine Corps Memorial Stadium in Blue parking lot/stadium's west side
- 9:30 am **Military Bowl Parade, led by the Budweiser Clydesdales**
 Begins at City Dock in Annapolis and concludes at Navy-Marine Corps Memorial Stadium
- 10 am **Credential pickup**
 Navy-Marine Corps Memorial Stadium Box Office
- 10 am **Press Box open to credentialed media**
- 11 am **Medal of Honor and USO Reception**
 NMCMS Banquet Room
Interested media should contact Josh Barr.
- 1 pm **In-stadium Pregame Pageantry begins, to include Flyover, Team Fastrax Parachute Jump Team, Giant Flag Unfurling**
- 1:30 pm **Kickoff, 2017 Military Bowl presented by Northrop Grumman**
 Navy-Marine Corps Memorial Stadium



MEDIA INFORMATION

CREDENTIALS

All media credential applications must be submitted using the online form at www.militarybowl.org/media-information. The deadline for credential requests is Friday, Dec. 15. Please contact Director of External Relations Josh Barr at jbarr@militarybowl.org or 202-309-5021 with any questions.

CREDENTIAL POLICY

The Military Bowl presented by Northrop Grumman seeks to allocate credentials in order to maximize coverage in a safe, professional working environment. With limited space at Navy-Marine Corps Memorial Stadium, it may not be possible to accommodate all requests. Preference will be given to media who regularly cover the home and away games of the participating teams as well as established local media outlets that routinely cover Bowl-related events. Next priority will be given to media that cover all home games of either team. All credential decisions are made at the discretion of Military Bowl media relations staff, in conjunction with the sports information directors of the participating teams. Credential mailing and pickup information will be provided upon approval.

OFFICIAL BOWL HOTELS

Navy Team & Fan Hotel

Renaissance, Washington, DC - 999 9th Street NW, Washington, DC 20001

Virginia Team & Fan Hotel

Mayflower, Washington, DC - 1127 Connecticut Avenue NW, Washington, DC 20036

Media Hotel - Washington, D.C.

JW Marriott - 1331 Pennsylvania Avenue NW, Washington, DC 20004

Navy Fan and Annapolis Media Hotel

Westin Annapolis - 100 Westgate Circle, Annapolis, Md. 21401

Virginia Fan and Annapolis Media Hotel

Loews Annapolis - 126 West Street, Annapolis, Md. 21401

BOWL WEEK MEDIA SCHEDULE

For the latest Bowl Week Media Schedule, please visit www.militarybowl.org/media-information.

BOWL WEEK PRACTICE SITES

Navy will practice at the United States Naval Academy. Virginia will practice at St. John's College High School.

BOWL WEEK COACH AND PLAYER INTERVIEWS

Coaches and players from each participating team will be made available at select times during bowl week, as indicated on the media schedule. Please coordinate with each team's SID to arrange interviews.



GAMEDAY INFORMATION

GAMEDAY PARKING

A very limited number of parking passes are available for media. Parking may be requested through the online credential application. If you are approved for parking, please reference the parking pass for lot location.

NAVY-MARINE CORPS MEMORIAL STADIUM PRESS BOX

Access to the working press box is available to credentialed media, though a photographer work area is also available on the field level. All bags and members of the media are subject to search. The press box is located on the Blue side of the stadium. Enter the double set of glass doors located on the middle of the concourse, and take the elevator up to the fifth floor. Food and beverages will be provided both here and in the photographer work room prior to kickoff.

PRESS BOX INTERNET ACCESS

Wireless access will be provided in the press box. Stadium personnel will be available to assist as needed throughout the game in both the main press box and radio booths.

PHOTOGRAPHER WORK ROOM

The photographer work room is located on the field level in the South end zone, on the Blue side of the stadium. The room is accessible via elevator or stairs located on the Southwest corner of the concourse. Wireless access, as well as food and beverages, will be provided in the photographer work room.

MVP VOTING

The MVP ballot will be distributed to select members of the media at the start of the fourth quarter.

POSTGAME FIELD ACCESS/INTERVIEWS

All credentialed media are permitted access to the playing field during the final five minutes of the game. Head coaches and select players from each participating team will be available postgame in the Northrop Grumman Hospitality Suite (Yeager Pavillion), located in the South end zone. The room is accessible via elevator or stairs located on the Southwest corner of the concourse. Signage and bowl volunteers will provide direction. Locker rooms are closed to the media.

ESPN / MILITARY BOWL TV & RADIO POLICY

Television stations will be allowed to film from the sidelines during the game. However, the Military Bowl's contract with ESPN prohibits the use of game highlights on local newscasts prior to the completion of the game. A distribution amp will be provided adjacent to ESPN's production truck for use by television stations wanting game highlights. Game highlights can be used in the standard news window. ESPN is the courtesy. Beginning 30 minutes prior to kickoff until ESPN is off the air, there will be no live telecasts, continuous live radio broadcasts or transmissions from inside Navy-Marine Corps Memorial Stadium. Live shots can originate at any time from outside Navy-Marine Corps Memorial Stadium. All ENG trucks must be positioned outside Navy-Marine Corps Memorial Stadium in the designated area. Please contact Josh Barr at jbarr@militarybowl.org for more information.

STADIUM DIRECTIONS

From the North (Baltimore):
Take I-97 South to U.S. 50 East
Exit U.S. 50 at Rowe Blvd (exit #24) and bear to the right
Navy-Marine Corps Memorial Stadium is on your right

From the West (Washington, DC):
Take U.S. 50 East
Exit U.S. 50 at Rowe Blvd (exit #24) and bear to the right
Navy-Marine Corps Memorial Stadium is on your right

From the South:
Take I-95 North to I-495 East to U.S. 50 East
Exit U.S. 50 at Rowe Blvd (exit #24) and bear to the right
Navy-Marine Corps Memorial Stadium is on your right

From the East:
Take U.S. 50 West across the Bay Bridge
Exit U.S. 50 at Rowe Boulevard (exit #24- South)
Navy-Marine Corps Memorial Stadium is on your right

NAVY-MARINE CORPS MEMORIAL STADIUM

Navy-Marine Corps Memorial Stadium has been the home stadium of the United States Naval Academy football team for 57 seasons. This 34,000-seat facility was built at a cost of \$3 million with all of the money raised through private contributions. The stadium was dedicated on Sept. 26, 1959, when Navy defeated William & Mary, 29-2, and was rededicated on Oct. 8, 2005, when Navy defeated Air Force, 27-24.

Navy-Marine Corps Memorial Stadium, the home of the Military Bowl presented by Northrop Grumman since 2013, was completely renovated with the first of three phases over a four-year time period (2002-05) and transformed into a state-of-the-art multi-use facility hosting Navy football, sprint football and men's and women's lacrosse as well as a myriad of other local, regional, national and international events. Recently (2011-15), a fourth phase of renovation has enhanced the venue's recruiting suites, hospitality facilities, scoreboards and locker rooms.

The \$58M project was privately funded by the Naval Academy Foundation and the Naval Academy Athletic Association (NAAA). 360 Architecture of Kansas City, Kan., and Alt, Breeding, Schwarz of Annapolis, Md. directed the design.

New components include two state-of-the-art video scoreboards, chair back seating, ADA seating platforms and access ramps, concession stands, end zone seating, luxury suites, and additional sideline seating created by lowering the playing field to give the stadium a more intimate look and feel.

In 2004, a 12,000 square foot banquet facility was constructed to host class reunion dinners and other Naval Academy functions.

The first floor Admiral William Lawrence N-Room houses plaques listing the names of all USNA varsity letterwinners and can seat 600 for a banquet or formal dinner.

The second floor is home of the Bilderback-Moore Navy Lacrosse Hall of Fame. The James H.H. Carrington Room is part of the Hall of Champions that displays lacrosse photos, trophies, memorabilia and a multimedia presentation representing the proud tradition of Navy lacrosse.

The banquet rooms are serviced by a full kitchen and bar areas with a fully-integrated audio and video system that features ten large screen televisions and the ability to give business presentations on both levels of the banquet facility.

The banquet facility is just one of many hospitality areas located in the stadium complex. Ten sideline suites are located on the lower east side of the stadium and eight in the south end zone. Large party tents are utilized with great views of the field in the southeast and southwest corners of the facility. Class reunions are frequently held in Class Ring North, located behind the battle arches in the north end, offering alumni an in-stadium tailgating opportunity.

A renovated press tower was completed prior to the 2004 season.

The fourth level, named the Flag Bridge, was erected under the old press area in the seating bowl. It has 71 permanent seats in front of additional stools, tables and chairs which allows for flexibility in hosting game day viewing or special events on non-game days.

The fifth level is dedicated to the writing press, radio booths, coaches' booths, scoreboard, public address and operations areas and the sixth level holds six suites.

In 2005, the lower concourse restrooms were expanded and the concourse was totally resurfaced. A major change to the stadium came with the installation of a new synthetic field surface, FieldTurf, which allows the stadium to be used 365 days a year.

In the summer of 2010, four luxury boxes, a television booth and camera locations were constructed on the Upper

NAVY-MARINE CORPS MEMORIAL STADIUM (CONTINUED)

East Side. The relocation of the television production allows CBS Sports Network to better capture the Navy sideline and Brigade of Midshipmen. In order to enhance the Stadium's ADA capabilities, two new elevators make stops at the lower portion of the upper deck to allow for fans to access their seats via a pedestrian bridge.

In the summer of 2011, a new playing surface was installed at Navy-Marine Corps Memorial Stadium. The monoblade monofilament turf system was installed by FieldTurf making Navy the first FBS program with this type of field.

In the summer of 2013 two new state-of-the-art high-definition video boards were installed, the brand new construction of two enclosed recruiting and hospitality reception areas were completed in the south end zone and the home team locker room was completely refurbished. The recruiting room on the press box side of the stadium is also used for postgame press conferences.

In the summer of 2014, following a private dedication, the east tower formally became known as Akerson Tower, named in honor of distinguished Naval Academy graduate, Daniel F. Akerson '70. Additionally, two identical club lounges, with dedicated seating, were constructed on either side of the existing Akerson Tower upper-level suites to provide a premium game day experience for up to 350 people.

The multi-purpose nature of Navy-Marine Corps Memorial Stadium has allowed it to play host to five NCAA Men's Lacrosse Quarterfinals, the 2005 NCAA Women's Lacrosse Championship, the 2005 Women's Lacrosse World Cup, the 2013 First and Second Rounds of the NCAA Women's Lacrosse Tournament, Major League Lacrosse games, as well as numerous high school, professional and local youth events. The stadium has served as a site of Baltimore Ravens' pre-season practices.

The memorial aspects of the original structure were preserved and enhanced during the renovations. More than 8,000 chair back memorial plates were removed, refurbished and reinstalled in the new seats. Hundreds of memorial plaques received the same treatment and are featured on the Memorial Plaque Wall in the North Memorial Plaza. Battle arches and class arches have been constructed to tell the illustrious story of the Naval Services. Each combination of battle arches contains a history lesson on the left arch and a description of the particular battle on the right. Each and every battle fought by either the Navy or Marine Corps is depicted through the use of color-coded battle streamers allowing visitors to chronologically view the story of the brave men and women who we honor for their service to our country. There was also an arch dedicated to those that went on to serve in the Air Force.

In addition to being the home field for Navy football, Navy-Marine Corps Memorial Stadium also serves as the home facility for Navy men's and women's lacrosse and Navy sprint football.

STADIUM ATTENDANCE RECORDS

1. Oct. 7, 2017
Navy vs. Air Force, 38,792
2. Oct. 5, 2013
Navy vs. Air Force, 38,225
3. Oct. 18, 2008
Navy vs. Pitt, 37,390
4. Sept. 20, 2008
Navy vs. Rutgers, 37,821
5. Oct. 3, 2009
Navy vs. Air Force, 37,820





CONFERENCE PARTNERS

The 2017 Military Bowl marks the fourth in a six-year cycle featuring a matchup between the Atlantic Coast Conference (ACC) and the American Athletic Conference.

The Atlantic Coast Conference (ACC) has partnered with the Military Bowl presented by Northrop Grumman since the game's inception as the EagleBank Bowl in 2008. The ACC has made six appearances in Bowl history: 2008/2016 (Wake Forest), 2010/2013 (Maryland), 2014 (Virginia Tech) and 2015 (Pittsburgh). The ACC boasts a 4-2 record headed into the 2017 game.

ACC Atlantic Division: Boston College, Clemson, Florida State, Louisville, NC State, Syracuse, Wake Forest

ACC Coastal Division: Duke, Georgia Tech, Miami, North Carolina, Pittsburgh, Virginia, Virginia Tech

*Notre Dame, while not an official member of the ACC in football, has an agreement including five games against ACC opponents each season, and access to the ACC's bowl tie-ins.



While the American Athletic Conference is partnering with the Military Bowl for the fourth time in 2016, its current member institutions have participated in six Military or EagleBank Bowls: 2008 and 2015 (Navy), 2009 and 2016 (Temple) 2010 (East Carolina) and 2014 (Cincinnati).

American East Division: Central Florida, Cincinnati, Connecticut, East Carolina, South Florida, Temple

American West Division: Houston, Memphis, Navy, Southern Methodist, Tulane, Tulsa



ABOUT THE DC BOWL COMMITTEE, INC.

DC Bowl Committee, Inc. is a 501(c)(3) nonprofit organization based in Washington, D.C. In addition to organizing the Military Bowl presented by Northrop Grumman, the DC Bowl Committee also operates Patriot Point, the DC Touchdown Club presented by Capital Bank N.A. and the Bill Phillips Memorial Fund. A board of directors consisting of many prominent members of both the military and local community oversees the Committee's operations.

Patriot Point, purchased in spring 2016, is a 290-acre retreat for recovering service members, their families and caregivers on Maryland's Eastern Shore.

The DC Touchdown Club presented by Capital Bank N.A. honors the best in Washington-area football, with year-round events highlighted by an annual Awards Dinner. The Club promotes the benefits of the game of football, and generates a significant philanthropic impact. An Executive Committee helps guide the Club's strategy and vision, while the Coaches Committee helps select the High School Player of the Week powered by Under Armour.

In the wake of his death in a tragic plane crash in Alaska, the Phillips family established the Bill Phillips Memorial Fund. The Fund offers an opportunity for those who wish to honor Bill to contribute to worthy causes in his name. The funds raised are used to offer assistance to service members and former athletes and others in challenging situations.





BOARD OF DIRECTORS

- Len Baxt, Vice Chairman of the Board**, USO of Metropolitan Washington-Baltimore
- Steve Beck**, President & Executive Director, DC Bowl Committee, Inc.
- Brandon R. "Randy" Belote, III**, Corporate Vice President, Strategic Communications, Northrop Grumman Corporation
- Herman E. Bulls**, Vice Chairman, Americas, Jones Lang LaSalle
- Michael E. Busch**, Speaker, Maryland House of Delegates
- RADM Christopher W. Cole, USN (Ret)**, President and Executive Director, Navy Safe Harbor Foundation
- William H. Davis, Jr.**, Contractor, United States Department of Defense
- Steffanie B. Easter**, Executive Director, F-35 Lightning II Joint Program Office
- Brad Edwards**, Assistant Vice President/Director of Athletics, George Mason University
- Jonathan L Greenblatt**, Partner, Shearman & Sterling, LLP
- William N. Hall**, Partner, Venable LLP
- Christopher Harrison**, Owner/Managing Member, C.A. Harrison Companies, LLC
- Pat Holub**, Director, International Business Development, L3 Technologies
- Lawrence C. Leber**, President & CEO, Upshire Realty Advisors, LLC
- Paul Lockhart, Astronaut**, Senior Vice President, Aerospace Systems and Services, QinetiQ-North America
- Reginald Love**, Vice President, Transatlantic Energy Group
- RADM Thomas C. Lynch, USN (Ret)**, Chairman, NewDay USA
- Michael J. McCartin**, Director of Global Military Sales, Alpha Industries
- Erik A. Moses**, Senior Vice President, Events DC
- Paul Norman**, Executive Director, Cushman & Wakefield
- Brig Owens**, Partner, Bennett Group
- Hon. Joe R. Reeder**, Shareholder, Greenberg Traurig, Former Under Secretary of the Army (1993-97)
- Lauren Schram**, Director of Finance, Events and Operations, DC Bowl Committee, Inc.
- John F. Skipper**, CEO, National Conference Services, Inc. (NCSI)
- Lt. Col. Vincent C. Smith, USAF (Ret)**, Board Member, United States Air Force Personnel Security Appeal Board
- CAPT Robert P. Taishoff, JAGC, USN (Ret)**, CEO, Annapolis Yacht Sales and Service
- Wendell Taylor**, Partner, Hunton & Williams
- Robert A. Zahn Jr.**, President, NIEUW Group, Inc.

STAFF

Steve Beck
President & Executive Director

Josh Barr
Director of External Relations

Ryan Bartholomew
Director of Marketing & Ticketing

Ben Bikoff
Marketing and Communications Assistant

Allison Copeland
Marketing and Communications Assistant

Lauren Schram
Director of Finance, Events & Operations

Bob Treseler
Director of Development & Sponsorships

Laurie Walborn
Ticketing Manager



BOWL HISTORY

The idea of holding a college football bowl game in the National Capital Region started innocently enough. As friends Marie Rudolph and Sean Metcalf met at a neighborhood restaurant, they saw television commercials promoting upcoming bowl games across the nation and wondered why the Washington area did not have a game of its own.

Rudolph and Metcalf researched requirements to host a bowl game. They sought opinions from local political, business and community leaders.

Though the initial response was lukewarm, the former D.C. government employees remained confident. They continued their outreach and used their connections to gain support and build interest. The DC Bowl Committee, Inc., was created in August 2008.

The committee aimed to align the game – first named the Congressional Bowl – with team and conference tie-ins. Rudolph and Metcalf met with officials from the United States Naval Academy, the United States Military Academy at West Point and the Atlantic Coast Conference, which all expressed interest. Soon after, the bowl signed a TV contract with ESPN.

After the DC Bowl Committee, Inc., attained an NCAA license, the Washington Convention and Sports Authority (now known as Events DC) joined the initiative as a partner, bringing the city's support on a broader scale. In September 2008, Bethesda, Md.-based EagleBank signed on as the title sponsor and shortly thereafter the committee hired Steve Beck as President and Executive Director.

In October 2010, Northrop Grumman, a leading global security company based in Falls Church, Va., signed on as the bowl's new title sponsor, bringing with it a partnership with the USO. The bowl was renamed the Military Bowl presented by Northrop Grumman. The game moved to Navy-Marine Corps Memorial Stadium in Annapolis beginning with the 2013 game.

GAME HISTORY

DATE	RESULT	ATTENDANCE	MVP
Dec. 20, 2008	Wake Forest 29, Navy 19	28,777	Riley Skinner, Wake Forest
Dec. 29, 2009	UCLA 30, Temple 21	23,072	Akeem Ayers, UCLA
Dec. 29, 2010	Maryland 51, East Carolina 20	38,794	Da'Rel Scott, Maryland
Dec. 28, 2011	Toledo 42, Air Force 41	25,042	Bernard Reedy, Toledo
Dec. 27, 2012	San Jose St. 29, Bowling Green 20	17,835	David Fales, San Jose State
Dec. 27, 2013	Marshall 31, Maryland 20	30,163	Rakeem Cato, Marshall
Dec. 27, 2014	Virginia Tech 33, Cincinnati 17	34,277	J.C. Coleman, Virginia Tech
Dec. 28, 2015	Navy 44, Pittsburgh 28	36,352	Keenan Reynolds, Navy
Dec. 27, 2016	Wake Forest 34, Temple 26	26,656	Thomas Brown, Wake Forest





2008 EAGLEBANK BOWL



A back-and-forth rematch highlighted the inaugural EagleBank Bowl on Dec. 20, 2008. The Wake Forest Demon Deacons (7-5) and the Navy Midshipmen (8-4) met for the second time that season, this time at historic RFK Stadium as Wake Forest looked to avenge a 24-17 loss during the regular season.

Navy started out on top, scoring the first 13 points of the game, highlighted by a 50-yard fumble return for a touchdown by cornerback Rashawn King. But Wake Forest would get on the board with a 98-yard scoring drive to pull within 13-7 at halftime.

Navy went up 19-14 in the second half, but the lead did not last long. Quarterback Riley Skinner took Wake Forest 80 yards and completed an 8-yard touchdown pass to tight end Ben Wooster. The momentum stayed with the Demon Deacons the rest of the way as they sealed a 29-19 victory.

The EagleBank Bowl victory gave Wake Forest's 16 seniors a new school record for most wins by a class. The group finished 32-19, including three bowl appearances and a 2006 Atlantic Coast Conference championship. Skinner, a junior, earned the MVP award finishing 11 of 11 for 166 yards and a touchdown.

SCORING SUMMARY

FIRST QUARTER

N 10:14 Matt Harmon 40 Field Goal
 N 07:51 Rashawn King 50 Fumble Return (Matt Harmon Kick)

SECOND QUARTER

N 12:32 Matt Harmon 47 Field Goal
 WF 00:36 Josh Adams 4 Run (Sam Swank Kick)

THIRD QUARTER

WF 05:50 Josh Adams 5 Run (Sam Swank Kick)


FOURTH QUARTER

N 12:30 Kaipo-Noa Kaheaku-Enhada 2 Run (Two-Point Conversion Failed)
 WF 07:52 Ben Wooster 8 Pass From Riley Skinner
 (Riley Skinner Pass To Devon Brown For Two-Point Conversion)
 WF 00:54 Rich Belton 35 Run (Sam Swank Kick)

WAKE FOREST 29, NAVY 19
 DECEMBER 20, 2008, 11 AM
 RFK STADIUM
 WASHINGTON, DC
 ESPN
 ATTENDANCE: 28,777

WAKE 0 7 7 15 - 29
NAVY 10 3 0 6 - 19

TEAM STATS	WAKE	NAVY
1st Downs	18	12
Total Yards	405	253
Passing	166	32
Rushing	239	221
Penalties	6-55	3-20
3rd Down Eff.	6-11	7-14
4th Down Eff.	0-0	1-2
Turnovers	1	2
Possession	30:07	29:53



	WAKE	NAVY
	0	3
	0	10
	0	13
	7	13
	14	13
	14	19
	22	19
	29	19



2009 EAGLEBANK BOWL



This year's EagleBank Bowl pitted the UCLA Bruins (6-6) against the Temple Owls (9-3) on Dec. 29, 2009 at RFK Stadium. The exciting East-West matchup marked Temple's first postseason trip in 30 years, but UCLA would come back from a two-touchdown deficit to earn a 30-21 victory.

Temple sandwiched a pair of touchdowns around a UCLA touchdown and made a key interception that set up a 2-yard rush by running back Matt Brown to gain a 21-10 advantage at the half.

The Bruins shook off the lackluster first half when quarterback Kevin Prince completed a 32-yard pass to Terrence Austin that set up a 42-yard field goal.

In the fourth quarter, the UCLA defense shut out Temple and allowed just one completion. Linebacker Akeem Ayers's two-yard interception return for a touchdown gave the Bruins their first lead of the game and the 2-point conversion put UCLA up 28-21. A botched punt attempt from Temple and subsequent safety ensured the victory.

The win gave the Bruins their first winning season since 2006. Ayers garnered MVP honors, having made nine tackles in addition to returning the interception for a touchdown.

UCLA 30, TEMPLE 21
 DECEMBER 29, 2009, 4:30 PM
 RFK STADIUM
 WASHINGTON, DC
 ESPN
 ATTENDANCE: 23,072

UCLA 7 3 7 13 - 30
TEM 7 14 0 0 - 21

TEAM STATS	UCLA	TEM
1st Downs	13	16
Total Yards	314	282
Passing	221	159
Rushing	93	123
3rd Down Eff.	5-15	5-16
4th Down Eff.	1-1	0-2
Penalties	4-40	3-10
Turnovers	1	2
Possession	27:32	32:28



SCORING SUMMARY

FIRST QUARTER

	UCLA	TEMPLE
T 12:15 Steve Maneri 26 Pass From Vaughn Charlton (Brandon McManus Kick)	0	7
UCLA 06:00 Nelson Rosario 46 Pass From Kevin Prince (Kai Forbath Kick)	7	7

SECOND QUARTER

T 03:47 Bernard Pierce 11 Run (Brandon McManus Kick)	7	14
T 01:25 Matt Brown 2 Run (Brandon McManus Kick)	7	21
UCLA 00:00 Kai Forbath 40 Field Goal	10	21

THIRD QUARTER

UCLA 11:59 Terrence Austin 32 Pass From Kevin Prince (Kai Forbath Kick)	17	21
---	----	----

FOURTH QUARTER

UCLA 12:31 Kai Forbath 42 Field Goal	20	21
UCLA 06:01 Akeem Ayers 2 Interception Return (Kevin Prince Pass To Nelson Rosario For Two-Point Conversion)	28	21
UCLA 04:29 Safety, punt snapped out of end zone	30	21



2010 MILITARY BOWL PRESENTED BY NORTHROP GRUMMAN



The rebranded Military Bowl presented by Northrop Grumman kicked off on December 29 in front of a bowl-record 38,794 fans at RFK Stadium. The East Carolina Pirates (6-6) and Maryland Terrapins (8-4) squared off in the third edition of the bowl.

Maryland got off to a quick start with a 45-yard touchdown pass from quarterback Danny O'Brien to Kevin Dorsey. After a missed extra point, the teams traded field goals, making it a 9-3 lead for the Terps.

Heading into the third up 16-3, Maryland added two more touchdown runs, with ECU quarterback Dominique Davis completing a 20-yard touchdown pass to Lance Lewis in between. The Pirates made a field goal before Terrapin running back Da'Rel Scott burst for a 61-yard touchdown run to put Maryland ahead 37-13.

Scott opened the fourth quarter with the longest touchdown run in bowl history, 91 yards, to give the Terps a 44-13 lead.

The win marked Maryland coach Ralph Friedgen's coaching finale, giving him four consecutive bowl victories and five in all – a school record. Scott, who finished with 200 yards rushing, was named MVP.

SCORING SUMMARY

FIRST QUARTER

M 10:35 Kevin Dorsey 45 Pass From Danny O'Brien (Kick Failed)

SECOND QUARTER

M 09:46 Travis Baltz 23 Field Goal

ECU 06:08 Michael Barbour 37 Field Goal

M 02:57 D.J. Adams 1 Run (Travis Baltz Kick)

THIRD QUARTER

M 13:13 D.J. Adams 1 Run (Travis Baltz Kick)

ECU 09:51 Lance Lewis 20 Pass From Dominique Davis (Michael Barbour Kick)

M 04:32 D.J. Adams 1 Run (Travis Baltz Kick)

ECU 01:18 Michael Barbour 31 Field Goal

M 01:00 Da'Rel Scott 61 Run (Travis Baltz Kick)

FOURTH QUARTER

M 11:20 Da'Rel Scott 91 Run (Travis Baltz Kick)

M 04:41 D.J. Adams 4 Run (Travis Baltz Kick)

ECU 01:43 Justin Jones 14 Pass From Brad Wornick (Michael Barbour Kick)

MARYLAND 51, ECU 20
 DECEMBER 29, 2010, 2:30 PM
 RFK STADIUM
 WASHINGTON, D.C.
 ESPN
 ATTENDANCE: 38,794

ECU	0	3	10	7	- 20
MD	6	10	21	14	- 51

TEAM STATS	ECU	MD
1st Downs	19	18
Total Yards	343	478
Passing	311	181
Rushing	32	297
Penalties	15-120	1-98
3rd Down Eff.	7-19	5-11
4th Down Eff.	1-3	1-1
Turnovers	4	2
Possession	30:13	29:47



2011 MILITARY BOWL PRESENTED BY NORTHROP GRUMMAN



Featuring a matchup between offensive powerhouses, the Military Bowl presented by Northrop Grumman welcomed the Air Force Falcons (7-5) and Toledo Rockets (8-4) to RFK Stadium. Both teams boasted offenses averaging more than 450 yards per game and Toledo entered with the nation's eighth-best scoring offense at 42.3 points per game.

A scoring-heavy first half resulted in a bowl-record 56 points, including 35 in the first quarter. Three of the first five touchdowns came within a 53-second window in the first quarter – a 22-yard run by Air Force's Tim Jefferson, an 87-yard kickoff return by Toledo's Eric Page and a 3-yard run by the Falcons' Mike DeWitt. By halftime, it was 28-28.

The defenses switched on in the second half as each team forced a turnover and both offenses managed just one touchdown in the third quarter. The game remained tied until quarterback Terrance Owens spun a 33-yard touchdown pass to Bernard Reedy to give Toledo a 42-35 edge with 5:02 remaining in the game.

Air Force scored with 52 seconds left to make it 42-41 then elected to go for the two-point conversion to win the game. But the Rockets' defense proved too much, thwarting kicker Parker Herrington on the attempt. Toledo snatched the on-side kick to hold on for the victory.

The win was Coach Matt Campbell's first. At the time, the 32-year-old was the youngest head coach in the FBS after being hired on Dec. 12. Reedy secured MVP honors with four receptions for 126 yards and three touchdowns.

SCORING SUMMARY

FIRST QUARTER

T	06:38	Bernard Reedy 17 Pass From Terrance Owens (Ryan Casano Kick)
T	06:22	Adonis Thomas 41 Run (Ryan Casano Kick)
AF	02:29	Tim Jefferson Jr. 22 Run (Parker Herrington Kick)
T	02:17	Eric Page 87 Kickoff Return (Ryan Casano Kick)
AF	01:36	Mike DeWitt 3 Run (Parker Herrington Kick)

SECOND QUARTER

AF	09:43	Asher Clark 1 Run (Parker Herrington Kick)
T	07:49	Bernard Reedy 49 Pass From Terrance Owens (Ryan Casano Kick)
AF	02:07	Jonathan Warzeka 37 Pass From Tim Jefferson Jr. (Parker Herrington Kick)

THIRD QUARTER

T	08:56	Jermaine Robinson 37 Interception Return (Ryan Casano Kick)
AF	05:59	Mike DeWitt 2 Run (Parker Herrington Kick)

FOURTH QUARTER

T	05:01	Bernard Reedy 33 Pass From Terrance Owens (Ryan Casano Kick)
AF	00:52	Zack Kauth 33 Pass From Tim Jefferson Jr. (Two-Point Conversion Failed)


TOLEDO	42	AIR FORCE	41
DECEMBER 28, 2011, 4:30 PM			
RFK STADIUM			
WASHINGTON, DC			
ESPN			
ATTENDANCE: 25,042			
TOL	21	7	7 - 42
AFA	14	14	7 - 41

TEAM STATS	TOL	AFA
1st Downs	17	20
Total Yards	339	407
Passing	216	159
Rushing	123	248
Penalties	5-46	3-15
3rd Down Eff.	5-11	7-18
4th Down Eff.	0-0	5-6
Turnovers	2	2
Possession	25:47	34:13





2012 MILITARY BOWL PRESENTED BY NORTHROP GRUMMAN



In a first-ever meeting between San Jose State and Bowling Green, RFK Stadium welcomed another great matchup to Washington, D.C.

San Jose State (10-2), the highest-ranked team ever to play in the Military Bowl, entered with a six-game winning streak that propelled the Spartans to No. 24 in the national rankings. Bowling Green (8-4) went on a late-season run, winning seven of its final eight regular season games. Defensive lineman Chris Jones, the Mid-American Conference Defensive Player of the Year, led a unit that held seven opponents to one touchdown or less.

San Jose State got on the board first with a 33-yard pass from quarterback David Fales to Kyle Nunn just three minutes into the game. Bowling Green answered with two field goals, but San Jose State extended the lead with a field goal to make it 10-6 at halftime.

Bowling Green capitalized on a fumble recovery by Jones that led to a touchdown, taking a 13-10 lead. The Spartans soon took the lead back. Bene Benwikere blocked a punt in the end zone, resulting in a safety. Fales then threw an 18-yard touchdown pass to Chandler Jones for a 19-13 lead.

At the start of the fourth, Bowling Green retook the lead, 20-19, but a 27-yard field goal by Austin Lopez gave the Spartans a 22-20 lead. A Bowling Green fumble led to a San Jose State touchdown that sealed the 29-20 victory.

Fales, the most accurate passer in the Football Bowl Subdivision that season, earned MVP honors after completing 33 of 43 passes for two touchdowns and a Military Bowl-record 395 yards. The No. 21 Spartans finished 11-2, their most victories in a season since going 11-1 in 1940.

SCORING SUMMARY

FIRST QUARTER

SJS 10:05 Kyle Nunn 33 Pass From David Fales (Austin Lopez Kick)
 BG 03:57 Tyler Tate 28 Field Goal

SECOND QUARTER

BG 14:55 Tyler Tate 33 Field Goal
 SJS 01:40 Austin Lopez 36 Field Goal

THIRD QUARTER

BG 12:05 Anthon Samuel 8 Run (Stephen Stein Kick)
 SJS 04:18 Safety, punt blocked by Bene Benwikere through end zone
 SJS 02:16 Chandler Jones 18 Pass From David Fales (Austin Lopez Kick)

FOURTH QUARTER

BG 10:26 John Pettigrew 1 Run (Stephen Stein Kick)
 SJS 04:43 Austin Lopez 27 Field Goal
 SJS 02:34 De'Leon Eskridge 1 Run (Austin Lopez Kick)

No. 24 SJSU 29, BGSU 20
 DECEMBER 27, 2012, 3 PM
 RFK STADIUM
 WASHINGTON, DC
 ESPN

ATTENDANCE: 17,835

SJSU 7 3 9 10 - 29
BGSU 3 3 7 7 - 20

TEAM STATS	SJSU	BGSU
1st Downs	19	12
Total Yards	380	264
Passing	395	159
Rushing	-15	105
Penalties	4-30	5-55
3rd Down Eff.	3-13	7-18
4th Down Eff.	0-0	0-1
Turnovers	1	1
Possession	30:48	29:12





2013 MILITARY BOWL PRESENTED BY NORTHROP GRUMMAN

Marshall and Maryland kicked off the first Military Bowl played at Navy-Marine Corps Memorial Stadium on a sunny Friday afternoon in Annapolis, Md.

The first half started slowly, but by halftime both teams' offenses seemed to find their rhythm. Marshall went up 7-0 with a 37-yard drive that ended with Rakeem Cato's 1-yard touchdown pass to wide receiver Tommy Shuler. Maryland answered with a 29-yard touchdown throw from C.J. Brown to Levern Jacobs, but the Thundering Herd promptly regained the lead with a lengthy march that produced an 8-yard touchdown pass from Cato to Gator Hoskins.

The back-and-forth duel continued in the second quarter. After Maryland's Brad Craddock kicked a 25-yard field goal, Marshall got a 27-yarder from Justin Haig for a 17-10 lead. Near the end of the half, Maryland moved 81 yards in 10 plays to set up Craddock for his second field goal, a 33-yarder that made it 17-13 at halftime.

After a whirlwind first half, the teams settled into a defensive struggle in the third quarter. Each of the first four possessions ended in punts, but on the last one Marshall pinned the Terrapins on their own 1, one of four punts inside the 10-yard line by Tyler Williams.

The Terrapins put together a 17-play drive that included a pair of fourth down conversions and lasted for 7 minutes, 44 seconds. The 99-yard march ended with Dave Stinebaugh's touchdown catch, giving Maryland its first lead of the game, 20-17.

Marshall was quick to respond. Cato completed two third-down passes, then Essray Taliaferro scored the go-ahead touchdown. After Maryland (7-6) punted on its next series, Marshall put the game away. Cato finished off the 50-yard drive with his second eight-yard touchdown pass of the game to Hoskins. That increased the Thundering Herd's lead to 31-20, sealing the victory over the Terps.

A.J. Leggett followed with an interception to set off a celebration among the huge gathering of Marshall fans among the crowd. Cato earned MVP honors, completing 28 of 44 passes for 337 yards and three touchdowns.

SCORING SUMMARY

FIRST QUARTER

MARSH 06:21 Tommy Shuler 1 Pass From Rakeem Cato (Justin Haig Kick)
 MD 03:25 Levern Jacobs 29 Pass From C.J. Brown (Brad Craddock Kick)
 MARSH 00:34 Gator Hoskins 8 Pass From Rakeem Cato (Justin Haig Kick)

SECOND QUARTER

MD 11:36 Brad Craddock 25 Field Goal
 MARSH 09:26 Justin Haig 27 Field Goal
 MD 01:20 Brad Craddock 33 Field Goal

FOURTH QUARTER

MD 14:56 Dave Stinebaugh 2 Pass From C.J. Brown (Brad Craddock Kick)
 MARSH 12:05 Essray Taliaferro 7 Run (Justin Haig Kick)
 MARSH 03:42 Gator Hoskins 8 Pass From Rakeem Cato (Justin Haig Kick)

MARSHALL 31, MARYLAND 20
 DECEMBER 27, 2013, 2:30 PM
 N-MCM Stadium
 ANNAPOLIS, Md.
 ESPN

ATTENDANCE: 30,163

MRSH 14 3 0 14 - 31
MD 7 6 0 7 - 20

TEAM STATS	MRSH	MD
1st Downs	24	18
Total Yards	475	391
Passing	337	197
Rushing	138	194
Penalties	6-55	5-45
3rd Down Eff.	6-15	2-14
4th Down Eff.	1-1	2-3
Turnovers	0	1
Possession	26:38	33:22



Photo courtesy Kevin Carroll



2014 MILITARY BOWL PRESENTED BY NORTHROP GRUMMAN

A crisp, sunny day welcomed Virginia Tech and Cincinnati to Navy-Marine Corps Stadium for the second Military Bowl played in Annapolis, and the raucous fans in attendance were treated to an excellent matchup.

Cincinnati got on the scoreboard first with a 31-yard touchdown pass from quarterback Gunner Kiel to Chris Moore, but Virginia Tech responded less than two minutes later by way of a J.C. Coleman rushing touchdown. The first quarter would end deadlocked in a 7-7 tie.

In the second quarter, the teams traded field goals. Hokies kicker Joey Slye knocked through a 45-yarder to give his team a 10-7 advantage, but Andrew Gantz chipped in a 25-yard field goal to tie it back up. Slye banged home his second of the afternoon, a 49-yarder, as the half expired, giving Virginia Tech a 13-10 halftime lead.

Virginia Tech took control in the third quarter. Frank Beamer's squad capped off an 11-play, 75-yard drive with a 1-yard touchdown pass from quarterback Michael Brewer to tight end Ryan Malleck. On the subsequent series, linebacker Deon Clark hit Kiel, forcing a fumble. Nigel Williams picked up the ball and headed downfield before fumbling at the 12, where teammate Greg Stroman scooped it up and made it to the end zone for a 27-10 lead. Kiel, who had amassed 244 yards and a touchdown, would not return to the game due to injury.

The Hokies opened the scoring in the fourth quarter with Slye's 38-yard field goal, giving the Atlantic Coast Conference team a 30-10 lead. Backup quarterback Michael Colosimo found Chris Moore for his second touchdown of the day, this time a 43-yard reception. But the Bearcats were unable to score again and Slye tacked on his fourth field goal of the day (a 33-yard kick) to give Virginia Tech the 33-17 victory.

Virginia Tech's J.C. Coleman earned MVP honors for his efforts, rushing 163 yards with a touchdown on 25 carries.

VIRGINIA TECH 33, CINCINNATI 17
 DECEMBER 27, 2014, 1PM
 N-MCM Stadium
 ANNAPOLIS, Md.
 ESPN

ATTENDANCE: 34,277

UC	7	3	0	7	- 17
VT	7	6	14	6	- 33

TEAM STATS	UC	VT
1st Downs	19	18
Total Yards	489	334
Passing	345	124
Rushing	144	210
Penalties	7-73	4-35
3rd Down Eff.	7-15	7-15
4th Down Eff.	0-1	0-0
Turnovers	3	1
Possession	29:04	30:56



Photo courtesy Kevin Carroll

SCORING SUMMARY

FIRST QUARTER

	UC	VT
UC 05:47	Chris Moore 31 pass from Gunner Kiel (Andrew Gantz Kick)	7 0
VT 03:51	J.C. Coleman 1 Yd Run (Joey Slye Kick)	7 7

SECOND QUARTER

VT 12:55	Joey Slye 45 Field Goal	7 10
UC 00:36	Andrew Gantz 25 Field Goal	10 10
VT 00:00	Joey Slye 49 Yd Field Goal	10 13

THIRD QUARTER

VT 11:05	Ryan Malleck 1 pass from Michael Brewer (Joey Slye Kick)	10 20
VT 09:16	Greg Stroman 12 Fumble Return (Joey Slye Kick)	10 27

FOURTH QUARTER

VT 13:20	Joey Slye 38 Field Goal	10 30
UC 10:35	Chris Moore 43 pass from Michael Colosimo (Andrew Gantz Kick)	17 30
VT 08:52	Gator Hoskins 8 Pass From Rakeem Cato (Justin Haig Kick)	17 33



2015 MILITARY BOWL PRESENTED BY NORTHROP GRUMMAN

Pittsburgh started the 2015 Military Bowl presented by Northrop Grumman with a bang, but it was Navy's record-setting quarterback Keenan Reynolds that had the last laugh as the Midshipmen set a school record for most victories in one season.

Reynolds capped his tremendous career with one final spectacular game, passing for one touchdown, rushing for three more and setting the NCAA record for most touchdowns scored in a career to earn Most Valuable Player honors as the Midshipmen beat Pitt Panthers, 44-28, before a sellout crowd of 36,352 at Navy-Marine Corps Memorial Stadium on Monday.

Quadree Henderson started the game with a 100-yard kickoff return for a touchdown, but Navy scored the next 31 points. Reynolds led the charge with touchdown runs of 1 and 5 yards and an 11-yard touchdown pass to tight end Tyler Carmona for a 21-7 halftime lead.

The Midshipmen (11-2) padded their lead with a 26-yard touchdown run by Demond Brown and Austin Grebe's 35-yard field goal for a 31-7 lead.

Pitt pulled within 31-21 late in the third quarter on a pair of scores by the ACC Offensive and Defensive rookies of the year. Nate Peterman threw a 4-yard touchdown pass to Qadree Ollison and Jordan Whitehead returned a fumble 22 yards for a touchdown with 2 minutes 57 seconds left in the third quarter.

But Navy converted a pair of fourth downs on its ensuing drive, leading to Toneo Gulley's 15-yard touchdown run. Late in the game, the only thing yet to be settled was whether Reynolds would become the Football Bowl Subdivision's all-time touchdowns leader. He scored on a nine-yard run with 4:19 left to make it 44-28 and seal the game.

Reynolds finished 9 of 17 passing for 126 yards and rushed for 144 yards on 24 carries. He finished with 4,559 yards rushing, the most ever by a Division I quarterback. The individual records, he said, were not nearly as significant as his team's success.

NAVY 44, PITTSBURGH 28
DECEMBER 28, 2015, 2:30 PM
N-MCM Stadium
ANNAPOLIS, Md.
ESPN

ATTENDANCE: 36,352

PITT	7	0	14	7	- 28
NAVY	14	7	10	13	- 44

TEAM STATS	P	N
1st Downs	17	31
Total Yards	335	590
Passing	137	173
Rushing	198	417
Penalties	1-5	2-15
3rd Down Eff.	3-6	12-17
4th Down Eff.	0-0	2-2
Turnovers	3	1
Possession		



FIRST QUARTER

PITT	14:46	Quadree Henderson 100 kickoff return (Chris Blewitt kick)	PITT	7	0
NAVY	9:26	Keenan Reynolds 1 run (Austin Grebe kick)	NAVY	7	7
NAVY	0:41	Keenan Reynolds 5 run (Austin Grebe kick)	NAVY	7	14

SECOND QUARTER

NAVY	1:41	Tyler Carmona 11 pass from Keenan Reynolds (Austin Grebe kick)	NAVY	7	21
------	------	--	------	---	----

THIRD QUARTER

NAVY	12:28	Demond Brown 26 run (Austin Grebe kick)	NAVY	7	28
NAVY	8:11	Austin Grebe 35 field goal	NAVY	7	31
PITT	3:14	Qadree Ollison 4 pass from Nate Peterman (Chris Blewitt kick)	PITT	14	31
PITT	2:57	Jordan Whitehead 22 fumble return (Chris Blewitt kick)	PITT	21	31

FOURTH QUARTER

NAVY	10:58	Toneo Gulley 15 run (Austin Grebe kick)	NAVY	21	38
PITT	9:35	Qadree Ollison 45 run (Chris Blewitt kick)	PITT	28	38
NAVY	4:19	Keenan Reynolds 9 run (kick failed)	NAVY	28	44



2016 MILITARY BOWL PRESENTED BY NORTHROP GRUMMAN

Wake Forest built a large first-half lead behind the play of quarterback John Wolford, then relied on its defense to hang on for a 34-26 victory over 23rd-ranked and heavily-favored Temple, 34-26, in the 2016 Military Bowl presented by Northrop Grumman, benefiting the USO, before a crowd of 26,656 on a picture-perfect day at Navy-Marine Corps Memorial Stadium.

It was the Demon Deacons' first bowl win since the inaugural EagleBank Bowl in 2008 -- the predecessor to the Military Bowl -- and also secured the team's first winning record since that year.

"Everybody that helps run the Military Bowl, appreciate ya," Wake Forest Coach Dave Clawson said. "This is a first-class event. Everything from the accommodations, the meals, the tours -- we've had an absolutely magical week here. And this was a great way to end it."

What a sight it was as Clawson was doused with a large bucket of ice water and Wake Forest's fans rushed the field in celebration.

Wolford completed 10 of 19 passes for 183 yards and two touchdowns, mostly in the first half, as the Demon Deacons (7-6) scored 31 consecutive points after surrendering an early touchdown.

But Wolford left the game with a strained neck after a violent tackle early in the second half. The Wake Forest offense went stagnant and Temple rallied behind its standout quarterback Phillip Walker.

Walker completed 28 of 49 passes for a Military Bowl-record 396 yards and two touchdowns as the Owls (10-4) made a furious rally after halftime under interim coach Ed Foley. Aaron Boumerhi's fourth field goal, a 38-yarder, brought Temple within 31-26 with 3 minutes 39 seconds left but the Owls were unable to complete the comeback.

Afterward, Clawson thanked his players for their dedication and, in a postgame press conference, turned to linebacker Thomas Brown -- the game's Most Valuable Player -- and joked that the players probably would like a modestly-sized commemorative ring.

"Nah," Brown smiled. "I want a nice big one."

WAKE FOREST 34, TEMPLE 26
DECEMBER 27, 2016, 3:30 PM
N-MCM Stadium
ANNAPOLIS, Md.
ESPN

ATTENDANCE: 26,656

TEMP	7	3	10	6	- 26
WF	14	17	0	3	- 34

TEAM STATS	T	WF
1st Downs	21	22
Total Yards	376	368
Passing	396	243
Rushing	-20	125
Penalties	4-35	7-68
3rd Down Eff.	1-12	6-14
4th Down Eff.	1-2	0-0
Turnovers	2	2
Possession	30:57	29:03



FIRST QUARTER

TEMP	WF
13:33 Adonis Jennings 48 Pass from Phillip Walker (Aaron Boumerhi kick)	7 0
8:37 Cam Serigne 41 Pass from John Wolford (Mike Weaver kick)	7 7
5:20 Tabari Hines 20 Pass from John Wolford (Mike Weaver kick)	7 14

SECOND QUARTER

TEMP	WF
12:26 Cade Carney 11 Run (Mike Weaver kick)	7 21
8:34 Mike Weaver 25 Field Goal	7 24
3:02 Mike Colburn 3 Run (Mike Weaver kick)	7 31
0:04 Aaron Boumerhi 45 Field Goal	10 31

THIRD QUARTER

TEMP	WF
14:08 Adonis Jennings 58 Pass from Phillip Walker (Aaron Boumerhi kick)	17 31
3:51 Aaron Boumerhi 24 Field Goal	20 31

FOURTH QUARTER

TEMP	WF
9:36 Aaron Boumerhi 32 Field Goal	23 31
3:56 Aaron Boumerhi 38 Field Goal	26 31
1:59 Mike Weaver 30 Field Goal	26 34



TEAM RECORDS

Most Rushing Attempts

71, Navy, 2015 (vs. Pittsburgh)
55, Air Force, 2011 (vs. Toledo)
49, Maryland, 2013 (vs. Marshall)

Fewest Rushing Attempts

21, Pittsburgh, 2015 (vs. Navy)
21, ECU, 2010 (vs. Maryland)
23, San Jose State, 2012 (vs. Bowling Green); Temple, 2016 (vs. Wake Forest)

Most Rushing Yards

423, Navy, 2015 (vs. Pittsburgh)
297, Maryland, 2010 (vs. ECU)
250, Wake Forest, 2008 (vs. Navy)

Highest Rushing Average

9.4, Pittsburgh, 2015 (vs. Navy)
7.8, Maryland, 2010 (vs. ECU)
5.9, Navy, 2015 (vs. Pittsburgh)

Lowest Rushing Average

-0.9, Temple, 2016 (vs. Wake Forest)
-0.7, San Jose State, 2012 (vs. Bowling Green)
1.5, ECU, 2010 (vs. Maryland)

Most Passing Attempts

62, ECU, 2010 (vs. Maryland)
49, Temple, 2016 (vs. Wake Forest)
44, Marshall, 2013 (vs. Maryland)

Fewest Passing Attempts

7, Navy, 2008 (vs. Wake Forest)
11, Wake Forest, 2008 (vs. Navy)
18, Navy, 2015 (vs. Pittsburgh)

Most Completions

39, ECU, 2010 (vs. Maryland)
33, San Jose State, 2012 (vs. Bowling Green)
28, Marshall, 2013 (vs. Maryland); Temple, 2016 (vs. Navy)

Fewest Completions

2, Navy, 2008 (vs. Wake Forest)
10, Navy, 2015 (vs. Pittsburgh)
11, Wake Forest, 2008 (vs. Navy)

Most Passing Yards

396, Temple, 2016 (vs. Wake Forest)
395, San Jose State, 2012 (vs. Bowling Green)
345, Cincinnati, 2014 (vs. Virginia Tech)

Fewest Passing Yards

32, Navy, 2008 (vs. Wake Forest)
124, Virginia Tech, 2014 (vs. Cincinnati)
137, Pittsburgh, 2015 (vs. Navy)

Highest Completion Percentage

100% [11/11], Wake Forest, 2008 (vs. Navy)
77.8%, [21/27], Toledo, 2011 (vs. Air Force)
76.7% [33/43], San Jose State, 2012 (vs. Bowling Green)

Lowest Completion Percentage

28.6% [2/7], Navy, 2008 (vs. Wake Forest)
45.7% [16/35], Bowling Green, 2012 (vs. San Jose State)
48.3% [14/29], Wake Forest, 2016 (vs. Temple)

Most Yards per Completion Average

19.2, Cincinnati, 2014 (vs. Virginia Tech)
17.4, Wake Forest, 2016 (vs. Temple)
17.3, Navy, 2015 (vs. Pittsburgh)

Fewest Yards per Completion Average

8.0, ECU, 2010 (vs. Maryland)
8.3, Virginia Tech, 2014 (vs. Cincinnati)
9.9, Bowling Green, 2012 (vs. San Jose State)

Most Plays

89, Navy, 2015 (vs. Pittsburgh)
83, ECU, 2010 (vs. Maryland)
79, Marshall, 2013 (vs. Maryland)

Fewest Plays

42, Pittsburgh, 2015 (vs. Navy)
55, Navy, 2008 (vs. Wake Forest)
59, Three Teams Tied

Most Total Offensive Yards

590, Navy, 2015 (vs. Pittsburgh)
489, Cincinnati, 2014 (vs. Virginia Tech)
478, Maryland, 2010 (vs. ECU)

Fewest Total Offensive Yards

253, Navy, 2008 (vs. Wake Forest)
264, Bowling Green, 2012 (vs. San Jose State)
282, Temple, 2009 (vs. UCLA)

Highest Average Yards per Play

8.0, Pittsburgh, 2015 (vs. Navy)
8.0, Maryland, 2010 (vs. ECU)
7.0, Cincinnati, 2014 (vs. Virginia Tech)



TEAM RECORDS

Lowest Average Yards Per Play

4.1, ECU, 2010 (vs. Maryland)
 4.1, Bowling Green, 2012 (vs. San Jose State)
 4.3, Temple, 2009 (vs. UCLA)

Most Touchdowns

7, Maryland, 2010 (vs. ECU)
 6, Navy, 2015 (vs. Pittsburgh); Toledo, 2011 (vs. Air Force);
 Air Force, 2011 (vs. Toledo)

Most Touchdowns Rushing

6, Maryland, 2010 (vs. ECU)
 5, Navy, 2015 (vs. Pittsburgh)
 4, Air Force, 2011 (vs. Toledo)

Most Touchdowns Passing

3, Toledo (vs. Air Force 2011); Marshall (vs. Maryland
 2013)
 2, Seven Teams Tied

Most Field Goals

4, Virginia Tech, 2014 (vs. Cincinnati); Temple, 2016 (vs.
 Wake Forest)

Most Points, Winning Team

51, Maryland, 2010 (vs. ECU)
 44, Navy, 2015 (vs. Pittsburgh)
 42, Toledo, 2011 (vs. Air Force)

Most points, Losing Team

41, Air Force, 2011 (vs. Toledo)
 28, Pittsburgh, 2015 (vs. Navy)
 26, Temple, 2016 (vs. Wake Forest)

Largest Margin of Victory

31, Maryland, 2010 (51-20 over ECU)
 16, Virginia Tech, 2014 (33-17 over Cincinnati); Navy, 2015
 (44-28 over Pittsburgh)

Fewest Points, Winning Team

29, Wake Forest, 2008 (vs. Navy); San Jose State, 2012 (vs.
 Bowling Green)
 30, UCLA, 2009 (vs. Temple)

Fewest Points, Losing Team

17, Cincinnati, 2014 (vs. Virginia Tech)
 19, Navy, 2008 (vs. Wake Forest)
 20, Three Teams Tied

Smallest Margin of Victory

1, Toledo, 2011 (42-41 over Air Force)
 8, Wake Forest, 2016 (34-26 over Temple)

Most Points in a Half

35, Maryland, second half, 2010 (vs. ECU)
 31, Wake Forest, first half, 2016 (vs. Temple)
 28, Toledo, first half, 2011 (vs. Air Force)

Most Points in a Quarter

21, Maryland, third quarter, 2010 (vs. ECU); 21, Toledo,
 first quarter, 2011 (vs. Air Force)
 17, Wake Forest, second quarter, 2016 (vs. Temple)

Most First Downs

31, Navy, 2015 (vs. Pittsburgh)
 24, Marshall, 2013 (vs. Maryland)
 22, Wake Forest, 2016 (vs. Temple)

Fewest First Downs

12, Navy, 2008 (vs. Wake Forest); Bowling Green, 2012 (vs.
 San Jose State)
 13, UCLA, 2009 (vs. Temple)

Most First Downs Rushing

22, Navy, 2015 (vs. Pittsburgh)
 12, Wake Forest, 2008 (vs. Navy)
 11, Three Teams Tied

Fewest First Downs Rushing

1, ECU, 2010 (vs. Maryland); San Jose State, 2012 (vs.
 Bowling Green)
 5, Three Teams Tied

Most First Downs Passing

17, San Jose State, 2012 (vs. Bowling Green)
 15, ECU, 2010 (vs. Maryland 2010); Marshall, 2013 (vs.
 Maryland 2013)

Fewest First Downs Passing

1, Navy, 2008 (vs. Wake Forest)
 5, Temple, 2009 (vs. UCLA); Virginia Tech (vs. Cincinnati
 2014)

Most First Downs by Penalty

3, ECU, 2010 (vs. Maryland); Virginia Tech, 2014 (vs.
 Cincinnati 2014)
 3, Two Teams Tied

TEAM RECORDS

Fewest Total Yards Allowed

253, Wake Forest, 2008 (vs. Navy)
264, San Jose State, 2012 (vs. Bowling Green)
282, UCLA, 2009 (vs. Temple)

Fewest Rushing Yards Allowed

-20, Wake Forest, 2016 (vs. Temple)
-15, Bowling Green, 2012 (vs. San Jose State)
32, Maryland, 2010 (vs. ECU)

Fewest Passing Yards Allowed

32, Wake Forest, 2008 (vs. Navy)
124, Cincinnati, 2014 (vs. Virginia Tech)
137, Navy, 2015 (vs. Pittsburgh)

Fewest Points Allowed

17, Virginia Tech, 2014 (vs. Cincinnati)
19, Wake Forest, 2008 (vs. Navy)
20, Three Teams Tied

Fewest Touchdowns Allowed

2, Wake Forest, 2008 (vs. Navy); Maryland, 2010 (vs. ECU);
San Jose State, 2012 (vs. Bowling Green); Marshall, 2013
(vs. Maryland); Virginia Tech, 2014 (vs. Cincinnati)

Fewest Completions Allowed

2, Wake Forest, 2008 (vs. Navy)
10, Pittsburgh, 2015 (vs. Navy)
11, Navy, 2008 (vs. Wake Forest)

Lowest Completion Percentage Allowed

28.5% [2/7], Wake Forest, 2008 (vs. Navy)
45.7% [16/35], San Jose State, 2012 (vs. Bowling Green)
48.3% [14/29], Temple, 2016 (vs. Wake Forest)

Most Interceptions

3, Navy, 2015 (vs. Pittsburgh)

Most Interception Return Yards

37, Toledo, 2011 (vs. Air Force)
34, Maryland, 2010 (vs. ECU)
21, Temple, 2009 (vs. UCLA)

Fewest First Downs Allowed

12, Wake Forest, 2008 (vs. Navy); San Jose State, 2012 (vs.
Bowling Green 2012)

Most Blocked Punts

1, ECU, 2010 (vs. Maryland); San Jose State, 2012 (vs.
Bowling Green)

Most Touchdowns on Fumble Returns

1, Pittsburgh, 2015 (vs. Navy); Navy, 2008 (vs. Wake For-
est); Virginia Tech, 2014 (vs. Cincinnati)

Most Sacks By

4, Wake Forest, 2016 (vs. Temple)
3, UCLA, 2009 (vs. Temple); Marshall, 2013 (vs. Maryland);
Cincinnati, 2014 (vs. Virginia Tech); Temple, 2016 (vs.
Wake Forest)

Most Punts

8, UCLA, 2009 (vs. Temple); Bowling Green, 2012 (vs. San
Jose State)
7, Four Teams Tied

Fewest Punts

1, Navy, 2015 (vs. Pittsburgh)
2, Pittsburgh, 2015 (vs. Navy)

Most Punt Returns

4, UCLA, 2009 (vs. Temple)
3, Marshall, 2013 (vs. Maryland); Virginia Tech, 2014 (vs.
Cincinnati); Wake Forest, 2016 (vs. Temple)

Most Punt Return Yards

57, UCLA, 2009 (vs. Temple)
36, ECU, 2010 (vs. Maryland)
30, Virginia Tech, 2014 (vs. Cincinnati)

Highest Punt Return Average

36, ECU, 2010 (vs. Maryland)
24, San Jose State, 2012 (vs. Bowling Green)
14.2, UCLA, 2009 (vs. Temple)

Most Kickoff Returns

7, ECU, 2010 (vs. Maryland); Cincinnati, 2014 (vs. Virginia
Tech)
6, Five Teams Tied



TEAM RECORDS

Highest Kickoff Return Average

31.8 Pittsburgh, 2015 (vs. Navy)
28.2, Temple, 2016 (vs. Wake Forest)
26.8, Bowling Green, 2012 (vs. San Jose State); Wake Forest, 2016 (vs. Temple)

Most Fumbles

4, Air Force, 2011 (vs. Toledo)
3, San Jose State, 2012 (vs. Bowling Green); Temple, 2016 (vs. Wake Forest)

Most Penalites

15, ECU, 2010 (vs. Maryland)
11, Maryland, 2010 (vs. ECU)
7, Cincinnati, 2014 (vs. Virginia Tech); Wake Forest, 2016 (vs. Temple)

Fewest Penalites

1, Pittsburgh, 2015 (vs. Navy)
2, Navy, 2015 (vs. Pittsburgh)

Most Penalty Yards

73, Cincinnati, 2014 (vs. Virginia Tech)
68, Wake Forest, 2016 (vs. Temple)
55, Three Teams Tied

Fewest Penalty Yards

5, Pittsburgh, 2015 (vs. Navy)
10, Temple, 2009 (vs. UCLA)
15, Navy, 2015 (vs. Pittsburgh); Air Force, 2011 (vs. Toledo)

Longest Scoring Drive

99 yards, Maryland, 2013 (vs. Marshall)
98 yards, Wake Forest, 2008 (vs. Navy)
91, Maryland, 2010 (vs. ECU)

Most Plays in Scoring Drive

17, Maryland, 2013 (vs. Marshall)
16, Navy, 2008 (vs. Wake Forest)
14, Navy, 2015 twice (vs. Pittsburgh)

Ties at Halftime

Toledo vs. Air Force 2011, 28-28

Shutouts

0

Overtime Games

0

INDIVIDUAL RECORDS

Most Rushing Attempts

27, Chris Swain, Navy, 2015 (vs. Pittsburgh)
 25, J.C. Coleman, Virginia Tech, 2014 (vs. Cincinnati)
 24, Kevin Harris, Wake Forest, 2008 (vs. Navy); Keenan Reynolds, Navy 2015 (vs. Pittsburgh)

Most Yards Rushing

200, Da'Rel Scott, Maryland, 2010 (vs. ECU)
 163, J.C. Coleman, Virginia Tech, 2014 (vs. Cincinnati)
 144, Keenan Reynolds, Navy, 2015 (vs. Pittsburgh)

Most Yards Per Carry

21.0 Dishan Romine, Navy, 2015 (vs. Pittsburgh)
 15.8, Jonathan Warzeka, Air Force, 2011 (vs. Toledo)
 15.4, Da'Rel Scott, Maryland, 2008 (vs. ECU)

Most Yards Rushing by a Quarterback

144, Keenan Reynolds, Navy, 2015 (vs. Pittsburgh)
 83, Kaiponua Kaheaku-Enhada, Navy, 2008 (vs. WF)

Most Passing Attempts

57, Dominique Davis, ECU, 2010 (vs. Maryland)
 49, Phillip Walker, Temple, 2016 (vs. Wake Forest)
 44, Rakeem Cato, Marshall, 2013 (vs. Maryland)

Most Completions

35, Dominique Davis, ECU, 2010 (vs. Maryland)
 33, David Fales, San Jose State, 2012 (vs. Bowling Green)
 28, Rakeem Cato, Marshall, 2013 (vs. Maryland); Phillip Walker, Temple, 2016 (vs. Wake Forest)

Most Net Yards Passing

396, Phillip Walker, Temple, 2016 (vs. Wake Forest)
 386, David Fales, San Jose State, 2012 (vs. BGSU)
 352, Rakeem Cato, Marshall, 2013 (vs. Maryland)

Most Interceptions Thrown

3, Nate Peterman, Pittsburgh, 2015 (vs. Navy)

Highest Completion Percentage

100% [11/11], Riley Skinner, Wake Forest, 2008 (vs. Navy)
 80% [4/5], Brad Wornick, ECU, 2010 (vs. Maryland)
 79% [19/24], Terrance Owens, Toledo, 2011 (vs. Air Force)

Most Yards Per Completion

18.3, John Wolford, Wake Forest, 2016 (vs. Temple)
 17.4, Gunner Kiel, Cincinnati, 2014 (vs. Virginia Tech)
 16, Kaiponua Kaheaku-Enhada, Navy, 2008 (vs. WF)

Most Receptions

13, Eric Page, Toledo, 2011 (vs. Air Force)
 11, Lance Lewis, ECU, 2010 (vs. Maryland); Ventell Bryant, Temple, 2016 (vs. Wake Forest)

Most Yards Receiving

154, Adonis Jennings, Temple, 2016 (vs. Wake Forest)
 151, Ventell Bryant, Temple, 2016 (vs. Wake Forest)
 137, Lance Lewis, ECU, 2010 (vs. Maryland)

Highest Average Per Catch

43, James Nixon, Temple, 2009 (vs. UCLA)
 33, Kyle Nunn, San Jose State, 2012 (vs. BGSU)
 31.5 Bernard Reedy, Temple, 2011 (vs. Air Force)

Most Points Scored

24, D.J. Adams, Maryland, 2010 (vs. ECU)
 18, Bernard Reedy, Toledo, 2011 (vs. Air Force); Keenan Reynolds, Navy, 2015 (vs. Pittsburgh)

Most Total Touchdowns

4, D.J. Adams, Maryland, 2010 (vs. ECU)
 3, Bernard Reedy, Toledo, 2011 (vs. Air Force); Keenan Reynolds, Navy, 2015 (vs. Pittsburgh)

Most Touchdowns Rushing

4, D.J. Adams, Maryland, 2010 (vs. ECU)
 3, Keenan Reynolds, Navy, 2015 (vs. Pittsburgh)

Most Touchdown Passes

3, Terrance Owens, Toledo, 2011 (vs. Air Force); Rakeem Cato, Marshall, 2013 (vs. Maryland)
 2, Four Players Tied

Most Touchdowns Receiving

3, Bernard Reedy, Toledo, 2011 (vs. Air Force)
 2, Four Players Tied

Most Field Goals

4, Joey Slye, Virginia Tech (vs. Cincinnati); Aaron Boumerhi, Temple, 2016 (vs. Wake Forest)
 2, Seven Players Tied

Two-Point Conversions

Devon Brown pass from Riley Skinner, Wake Forest, 2008 (vs. Navy)
 Nelson Rosario pass from Kevin Prince, UCLA, 2009 (vs. Temple)

INDIVIDUAL RECORDS

Most Punts

8, Jeff Locke, UCLA, 2009 (vs. Temple)
 7, Four Players Tied

Highest Average Per Punt

42.3, Kyle Delahooke, Navy, 2008 (vs. Wake Forest)
 42.2, Sam Geraci, Cincinnati, 2014 (vs. Virginia Tech)
 41, Vince Penza, Toledo, 2011 (vs. Air Force)

Most Punt Returns

4, Terrence Austin, UCLA, 2009 (vs. Temple)
 3, Devon Smith, Marshall, 2013 (vs. Maryland); Greg Stroman, Virginia Tech, 2014 (vs. Cincinnati); Jessie Bates, Wake Forest, 2016 (vs. Temple)

Most Punt Return Yardage

57, Terrence Austin, UCLA, 2009 (vs. Temple)
 36, Dwayne Harris, ECU 2010 (vs. Maryland)
 30, Greg Stroman, Virginia Tech, 2014 (vs. Cincinnati)

Most Kickoff Returns

7, Dwayne Harris, ECU, 2010 (vs. Maryland)
 6, Isaiah Wright, Temple, 2016 (vs. Wake Forest)

Most Total Kickoff Return Yardage

169, Isaiah Wright, Temple, 2016 (vs. Wake Forest)
 153, Eric Page, Toledo, 2011 (vs. Air Force)
 139, Dwayne Harris, ECU, 2010 (vs. Maryland)

Highest Average Kickoff Return

40.5, Quadree Henderson, Pittsburgh, 2015 (vs. Navy)
 38.3, Eric Page, Toledo, 2011 (vs. Air Force)
 35.5, John Pettigrew, Bowling Green, 2012 (vs. SJSU)

Most Interceptions Made

2, Brendon Clements, Navy, 2015 (vs. Pittsburgh)

Most Interception Return Yardage

37, Jermaine Robinson, Toledo, 2011 (vs. Air Force)
 34, David Mackall, Maryland, 2010 (vs. ECU)
 21, Marquise Liverpool, Temple, 2009 (vs. UCLA)

Most Tackles

19, Matt Galambos, Pittsburgh (vs. Navy 2015)

Most Sacks

2, Josh Banks, Wake Forest, 2016 (vs. Temple)