



2019 CAROLINA FOOTBALL

BOWL GUIDE



CAROLINA



2019 TAR HEEL FOOTBALL GAME NOTES

THIS WEEK'S MATCHUP

NORTH CAROLINA

Record: 6-6 (4-4)
Conference: ACC
Head Coach: Mack Brown (Florida State '74)
Twitter: @CoachMackBrown
Brown's Overall Record: 250-128-1, 31st year
Brown's Record at UNC: 75-52-1, 11th year

TEMPLE

Record: 8-4 (5-3)
Conference: AAC
Head Coach: Rod Carey (Indiana, '94)
Overall Record: 60-34, seventh season
Record at Temple: 8-4, first year

BROADCAST INFORMATION

Kickoff: Noon ET

ESPN: Mike Couzens, play-by-play; Kirk Morrison, analyst; Kelsey Riggs, sideline

ESPN Radio: Kevin Winter, play-by-play; Ben Hartsock, analyst; Brad Edwards, analyst

Tar Heel Sports Network: Jones Angell, play-by-play; Brian Simmons, analyst; Lee Pace, sideline

Satellite Radio: SiriusXM ACC Radio (371), ESPN Radio (80)

Website: A live radio broadcast of the Tar Heel Sports Network is available on UNC's official athletic website, GoHeels.com, as well as through the TuneIn app.

Online Information: GoHeels.com (North Carolina); OwlSports.com (Temple)

UNC SOCIAL MEDIA HUB

Hashtags: #CarolinaFootball | #BeTheOne
Twitter: @TarHeelFootball
Instagram: @TarHeelFootball
Facebook: /TarHeelFootball
YouTube: /UNCTarHeelsAthletics

UNC ATHLETIC COMMUNICATIONS

Jeremy Sharpe Director of Football Communications
 (520) 275-9895
 jsharpe7@unc.edu

Mark Kimmel Assistant Communications Director
 (Secondary Football Contact)
 (919) 619-3344
 mkimmel@unc.edu

Kendall Harden Communications Assistant

Mailing Addresses:
 Athletic Communications
 P.O. Box 2126
 Chapel Hill, NC 27515

Athletic Communications - overnight
 Second Floor, Media & Communications Center
 380 Skipper Bowles Drive
 Chapel Hill, NC 27514

Kenan Football Center
 1 Stone Center Dr.
 Chapel Hill, NC 27514

GAME 13

NORTH CAROLINA TAR HEELS (6-6, 4-4) VS. TEMPLE OWLS (8-4, 5-3)

NAVY-MARINE CORPS MEMORIAL STADIUM (34,000) • ANNAPOLIS, MD.
 FRIDAY, DECEMBER 27, 2019 • NOON ET (ESPN)



Series vs. Temple: First meeting
Series Streak: N/A
Last Meeting: N/A
Last UNC Win: N/A



GAME INFO

GAME PREVIEW

- North Carolina and Temple will meet in football for the first time when they face off in the Military Bowl on Dec. 27 at Navy-Marine Corps Memorial Stadium in Annapolis, Md. for a noon kickoff on ESPN.
- UNC (6-6) is playing in its first bowl game since 2016 and looks to finish with a winning record in head coach Mack Brown's first season back in Chapel Hill.
- Temple (8-4) makes its fifth-straight bowl appearance under first-year head coach Rod Carey.

CAROLINA BOWL HISTORY

- Carolina, who is making its 34th postseason bowl appearance, owns a 14-19 all-time record in bowl games.
- The Tar Heels last bowl victory was a 39-17 win over Cincinnati in the 2013 Belk Bowl.

MACK BROWN'S BOWL HISTORY

- Head coach Mack Brown owns a 14-8 record in bowl games, including guiding the Tar Heels to six-straight appearances from 1992-97.
- Brown was 3-2 in bowl games he coached at UNC, winning the 1993 Peach Bowl over Mississippi State, 21-17, the 1995 Carquest Bowl over Arkansas, 20-10 and the 1997 Gator Bowl over West Virginia, 20-13. He left for Texas before the 1998 Gator Bowl.

BROWN VS. TEMPLE

- Mack Brown has been a head coach for 379 games spanning 31 seasons, but when his Tar Heels suit up for the Military Bowl on Dec. 27 it will be his first game against Temple University.
- This is the fifth game in 2019 that Brown will face a team for the first time, joining Miami, App State, Pitt and Mercer.

HOWELL NAMED ACC ROOKIE OF THE YEAR

- Sam Howell has been named ACC Rookie of the Year and Offensive Rookie of the Year. Howell is the first Carolina player to win Rookie of the Year since Dre' Bly did so in 1996 and the first Tar Heel to be named Offensive Rookie of the Year since the award was introduced in 2007.

ALL-ACC

- Carolina placed 11 on the All-ACC teams. LB Chazz Surratt claimed first-team honors, while WR Dazz Newsome and OT Charlie Heck landed on the second team. QB Sam Howell, RB Michael Carter, WR Dyami Brown and DL Jason Strowbridge are third-team honorees and RB Javonte Williams, AP Michael Carter, DL Aaron Crawford and S Myles Dorn were named honorable mention.
- The 11 honorees are the most for the Tar Heels since 2015.

2019 CAROLINA FOOTBALL SCHEDULE

DAY	DATE	OPPONENT	LOCATION	TIME (TV)	SPECIAL EVENT
Sat.	Aug. 31	vs. South Carolina	Charlotte, N.C.	W, 24-20 (ESPN)	
Sat.	Sept. 7	Miami*	Chapel Hill	W, 28-25 (ACCN)	
Fri.	Sept. 13	at Wake Forest	Winston-Salem, N.C.	L, 18-24 (ESPN)	
Sat.	Sept. 21	Appalachian State	Chapel Hill	L, 31-34 (RSN)	Family Weekend
Sat.	Sept. 28	No. 1 Clemson*	Chapel Hill	L, 20-21 (ABC)	Rams Club Day
Sat.	Oct. 5	at Georgia Tech*	Atlanta, Ga.	W, 38-22 (ACCN)	
Sat.	Oct. 19	at Virginia Tech*	Blacksburg, Va.	L, 41-43 (6OT) (RSN)	
Sat.	Oct. 26	Duke*	Chapel Hill	W, 20-17 (RSN)	Homecoming/Monogram Day
Sat.	Nov. 2	Virginia*	Chapel Hill	L, 31-38 (ACCN)	Military Appreciation
Thurs.	Nov. 14	at Pitt*	Pittsburgh, Pa.	L, 27-34 (OT) (ESPN)	
Sat.	Nov. 23	Mercer	Chapel Hill	W, 56-7 (RSN)	Senior Day
Sat.	Nov. 30	at NC State*	Raleigh, N.C.	W, 41-10 (ACCN)	
Fri.	Dec. 27	vs. Temple	Annapolis, Md.	Noon (ESPN)	Military Bowl



NORTH CAROLINA QUICK FACTS

Location: Chapel Hill, N.C.
Enrollment: 19,117 (undergraduate)
Founded: 1789
Nickname: Tar Heels
School Colors: Carolina Blue & White
Stadium (capacity): Kenan Stadium (50,500)
Surface: Synthetic Grass
Conference: Atlantic Coast
Chancellor: Kevin Guskiewicz (interim)
Athletic Director: Bubba Cunningham

FOOTBALL STAFF

Head Coach
Head Coach: Mack Brown (Florida State '74)

Advisors
Senior Advisor to the Head Coach: Darrell Moody
Senior Advisor to the Head Coach: Sparky Woods
Volunteer Advisor to the Head Coach: Ken Browning

Offensive Staff
Assistant Head Coach/Tight Ends: Tim Brewster
Offensive Coordinator/QBs: Phil Longo
Wide Receivers: Lonnie Galloway
Running Backs: Robert Gillespie
Offensive Line: Stacey Searels
Analyst: Josh Snow
Graduate Assistant: Quinshad Davis*
Graduate Assistant: Jordan Marsh*
Quality Control: Alex Marrs

Defensive Staff
Co-Defensive Coordinator/Safeties: Jay Bateman
Co-Defensive Coordinator/ILBs: Tommy Thigpen*
Cornerbacks: Dré Bly
Special Teams Coordinator/OLBs: Scott Boone
Defensive Line: Tim Cross
Analyst (Special Teams): Mario Acitelli
Analyst: Preston Mason
Analyst: Todd McComb
Graduate Assistant: Sam Dunnam
Graduate Assistant: Jeff Schoettmer*
Quality Control (Special Teams): Steven King

* - Seated in the Coaches Booth
Strength & Conditioning
Head S&C Coach: Brian Hess
Assistant S&C Coach: A.J. Blue
Assistant S&C Coach: Jon Heck
Assistant S&C Coach: Dean Moegle
Assistant S&C Coach: Maurice Sims

Business/Equipment Staff
Business Operations: Dominic Morelli
Equipment Manager: Jason Freeman
Assistant Equipment Manager: Travis Hipps
Assistant Equipment Manager: Mike Mangili

Operations
Associate A.D./Football: Corey Holliday
Director of Football Operations: Joe Haydon
Director of Kenan Stadium: James Spurling
Director of S-A Development: Ochuko Jenije
Director of Graphic Design: Bekah Bennett
Receptionist: Leslie Tye

Player Personnel
Asst. A.D./Director of Recruiting: Billy High
Director of Player Personnel: John Mark Hamilton
Recruiting Analyst: Ryan Smith
Admin Asst./Recruiting and Operations: Angela Nguyen

Sports Medicine
Head Athletic Trainer for Football: Luke Ross
Staff Athletic Trainers: Alessa Lennon, David Minberg
Nutritionist: Kelsee Gomes

Video & Technology
Director of Video & Technology: Christopher Luke
Assistant Video Director: Darryl Sanders
IT Services: Schuyler Coleman

FOOTBALL INFORMATION

First Year of Football: 1888
ACC Championships: 6
Bowl Games: 33 (14-19)
All-America Honors: 86
First Round NFL Draft Picks: 24

CAROLINA HEAD COACHES

Coach	Tenure	Yrs	W-L-T
Hector Cowan	1889 (spring)	1	2-2-0
V.K. Irvine	1894	1	6-3-0
T.C. Trenchard	1895, 1913-15	4	26-9-2
Gordon Johnston	1896	1	3-4-1
W.A. Reynolds	1897-1900	4	27-7-4
Charles Jenkins	1901	1	7-2-0
H.B. Olcott	1902-03	2	11-4-3
R.R. Brown	1904	1	5-2-2
William Warner	1905	1	4-3-1
W.S. Keinholz	1906	1	1-4-2
Otis Lamson	1907	1	4-4-1
Edward Green	1908	1	3-3-3
A.E. Brides	1909-10	2	8-8-0
Branch Bocock	1911	1	6-1-1
W.C. Martin	1912	1	3-4-1
Thomas Campbell	1916, 1919	2	9-7-1
M.E. Fuller	1920	1	2-6-0
Bob & Bill Fetzer	1921-25	5	30-12-4
Chuck Collins	1926-33	8	38-31-9
Carl Snavelly	1934-35, 1945-52	10	59-35-5
Ray Wolf	1936-41	6	38-17-3
Jim Tatum	1942, 1956-58	4	19-17-3
Tom Young	1943	1	6-3-0
Gene McEver	1944	1	1-7-1
George Barclay	1953-55	3	11-18-1
Jim Hickey	1959-66	8	36-45-0
Bill Dooley	1967-77	11	69-53-2
Dick Crum	1978-87	10	72-41-3
Carl Torbush	1997*-2000	3	17-18-0
John Bunting	2001-06	6	27-45-0
Butch Davis	2007-10	4	28^23-0
Everett Withers	2011	1	7-6-0
Larry Fedora	2012-18	7	45-43-0
Mack Brown	1988-1997, 2019	11	75-52-1

*Torbush coached Carolina's final game in 1997
 ^16 wins later vacated due to NCAA penalty (revised record 12-23-0)

CAROLINA HEAD COACHES MOST WINS

1. Mack Brown, 1988-97, 2019	75
2. Dick Crum, 1978-87	72
3. Bill Dooley, 1967-77	69
4. Carl Snavelly, 1934-35, 1945-52	59
5. Larry Fedora, 2012-18	45

CAROLINA HEAD COACHES MOST YEARS

1. Bill Dooley, 1967-77	11
Mack Brown, 1988-97, 2019	11
3. Carl Snavelly, 1934-35, 1945-52	10
Dick Crum, 1978-87	10

2019-20 ACC MEDIA PORTAL & ACC DIGITAL LICENSE

ACC MEDIA PORTAL (Highlights & Press Conferences): The ACC and XOS Digital have partnered to provide individual highlight packages from all ACC-controlled regular season football and men's basketball games to approved TV news affiliates for the 2019-20 seasons. Upon the conclusion of each game, highlights will be available for local TV news affiliates to download and use in televised news programming at no cost. Outlets may access the highlights, along with any weekly head coach press conferences, through the ACC Media Portal. This portal replaces the ACC Video Clip Service (AVCS). The use of ACC game highlights provided through the ACC Media Portal remain subject to those restrictions outlined in the ACC News Access Guidelines. Interested affiliates should email licensing@xosdigital.com to register for the ACC Media Portal and for additional information. Approved affiliates will receive a confirmation email along with credentials to access the ACC Media Portal.

ACC DIGITAL LICENSE: Per the ACC News Access Guidelines, game footage (station shot or broadcast) may not be distributed through digital platforms without a license. The ACC and XOS Digital now offer a turnkey digital highlight license specifically designed for local TV affiliates. This license will cover the use of ACC game footage across official station websites, apps, and social media platforms. Distribution of in-game highlights on any platform during the broadcast window is strictly prohibited, regardless of a digital license. Interested affiliates should email licensing@xosdigital.com to receive more information or to purchase a digital license.

ACC DIGITAL CONTENT: Agencies with interest in accessing or licensing ACC digital content beyond what is provided for in the ACC News Access Guidelines and as set forth in the preceding paragraphs should contact Chad Swofford, Senior Director of New Media and Business Development at Raycom Sports, at cswofford@raycomsports.com.

KENAN STADIUM INFORMATION

First Game: Nov. 12, 1927, UNC 27, Davidson 0
Stadium Capacity: 50,500
Surface: FieldTurf (artificial) new for 2019
Largest Crowd: 62,000 (vs. No. 2 FSU, 11/8/97)
Overall Record: 303-193-16

POSTSEASON BOWL APPEARANCES

(33 total, 14 wins, 19 losses)

- 1947 Sugar, lost to Georgia, 20-10
- 1949 Sugar, lost to Oklahoma, 14-6
- 1950 Cotton, lost to Rice, 27-13
- 1963 Gator, defeated Air Force, 35-0
- 1970 Peach, lost to Arizona State, 48-26
- 1971 Gator, lost to Georgia, 7-3
- 1972 Sun, defeated Texas Tech, 32-28
- 1974 Sun, lost to Mississippi State, 26-24
- 1976 Peach, lost to Kentucky, 21-0
- 1977 Liberty, lost to Nebraska, 21-17
- 1979 Gator, defeated Michigan, 17-15
- 1980 Bluebonnet, defeated Texas, 16-7
- 1981 Gator, defeated Arkansas, 31-27
- 1982 Sun, defeated Texas, 26-10
- 1983 Peach, lost to Florida State, 28-3
- 1986 Aloha, lost to Arizona, 30-21
- 1993 Peach, defeated Mississippi St., 21-17
- 1993 Gator, lost to Alabama, 24-10
- 1994 Sun, lost to Texas, 35-31
- 1995 Carquest, defeated Arkansas, 20-10
- 1997 Gator, defeated West Virginia, 20-13
- 1998 Gator, defeated Virginia Tech, 42-3
- 1998 Las Vegas, defeated SDSU, 20-13
- 2001 Peach, defeated Auburn, 16-10
- 2004 Continental Tire, lost to Boston College, 37-24
- 2008 Meineke Car Care Bowl, lost to WVU, 31-30
- 2009 Meineke Car Care Bowl, lost to Pittsburgh, 19-17
- 2010 Franklin American Mortgage Music City Bowl, defeated Tennessee, 30-27 (2OT)
- 2011 Advocate V100 Independence Bowl, lost to Missouri, 41-24
- 2013 Belk Bowl, defeated Cincinnati, 39-17
- 2014 Quick Lane Bowl, lost to Rutgers, 40-21
- 2015 Russell Athletic Bowl, lost to Baylor, 49-38
- 2016 Sun Bowl, lost to Stanford, 25-23

ACC CHAMPIONSHIPS

1963 (shared, 9-2 overall, 6-1 ACC) • Hickey
 1971 (9-3 overall, 6-0 ACC) • Dooley
 1972 (11-1 overall, 6-0 ACC) • Dooley
 1977 (8-3-1 overall, 5-0-1 ACC) • Dooley
 1980 (11-1 overall, 6-0 ACC) • Crum
 2015 Coastal (11-3 overall, 8-0 ACC) • Fedora



CAROLINA ALL-AMERICANS

• The Carolina football program has developed 69 student-athletes, who combined to earn 86 All-America honors. Of those 86 honors, 16 were earned under Mack Brown's guidance from 1988-97. Of note, current cornerbacks coach Dre Bly garnered three first-team honors, two of which came with Brown at the helm.

CAROLINA AND THE NFL DRAFT

• The Carolina football program has produced 246 NFL Draft picks. Of those selections, the Tar Heels have produced 24 first-round selections, which are the most of any school in the state of North Carolina, ahead of NC State (17), Duke (6) and Wake Forest (5).

MACK IS BACK

• Head coach Mack Brown returned to the sidelines with the North Carolina football program for the first time in 21 years, nine months and 10 days, or 7,953 days when UNC took on South Carolina on Aug. 31.

• Brown's last game at the helm of the Tar Heel program was a 50-14 victory over Duke on Nov. 22, 1997.

• Brown was 23-3 over his final 26 games in Chapel Hill before moving on to the University of Texas. He spent 16 years with the Longhorns from 1998-2013, and won the 2005 BCS National Championship.

FAMILY AFFAIR

• The UNC football lettermen have taken to calling themselves the Carolina Football Family, and nowhere is that more evident than this year's roster. The 2019 Tar Heels have two sets of brothers and three players who are sons of former Tar Heels, who all played for Mack Brown. The Fox brothers, Tomon and Tomari, are a pair of defensive menaces from Lawrenceville, Ga, while Dyami and Khafre Brown are two dynamic wide receivers from Charlotte.

• As for the second generation Tar Heels, Myles Dorn is the son of Torin Dorn, who played for Coach Brown from 1986-89; Jeffrey Saturday is the son of Jeff Saturday, who played at Carolina from 1994-97; and Will Crowley is the son of Pat Crowley, who spent his time at UNC from 1986-89.

CLOSE CALLS

• Nine of Carolina's 12 games in 2019 have been decided by seven points or fewer. That is the most by any team in the AP Poll era going back to 1936.

• Since 2017, the Tar Heels have lost 17 games by seven points or fewer, including four in overtime (two each in 2018 and 2019).

• UNC lost 43-41 in six overtimes at Virginia Tech in the longest game in ACC history.

• Carolina won 20-17 over Duke, marking the first time since 2010 that three or more wins have come by four points or less.

• UNC lost 34-27 in OT at Pitt. That marked the 4th OT game in a stretch of 16 games going back to the Syracuse game in 2018.

QUALITY LOSSES

• The combined record of the six opponents that have beaten UNC this season are 57-18. Clemson (13-0), App State (12-1), Virginia (9-4), Virginia Tech (8-4), Wake Forest (8-4) and Pitt (7-5) have all qualified for a bowl game.

NEARLY KNOCKING OFF NO. 1

• UNC's 21-20 loss to Clemson was the first one-point loss by an unranked team against the No. 1 team in the nation since 1997.

• The margin matched the closest loss in UNC history against the No. 1 team in the AP poll. In 1982, Dan Marino led No. 1 Pitt to a 7-6 win over the No. 5 ranked Tar Heels.

• The one-point margin is the closest Clemson has come to losing a game since losing to Alabama, 24-6, in the 2017 national championship game.

• This is the third time in 11 games against No. 1 that the Tar Heels lost by single digits. In addition to the Pitt game in 1982, UNC lost to Clemson by eight points (45-37) in the 2015 ACC Championship Game in Charlotte.

• Carolina led for 22:54 in the first half. Clemson entered the game trailing for only 3:26 all season, all of which came against Texas A&M.

WINNING THE 4Q

• Carolina is tied for ninth in FBS (2nd ACC) with a +55 (106-51) point differential in the fourth quarter. UNC ranked ninth worst in FBS in 2017-18 at -72.

• QB Sam Howell is 60 of 91 for 907 yards and 11 TDs (0 INTs) in the final quarter. He is second nationally in TD passes and fifth in passing yards.

• RB Javonte Williams is 20th nationally with 280 rushing yards in the 4Q. His five rushes of 20+ yards in the quarter are tied for 4th.

• WR Dazz Newsome leads the nation in the fourth quarter in first downs (17), 15+ yard receptions (9) and 3rd in receiving yards (321).

• WR Dyami Brown is tied for fourth nationally with four TD receptions in the 4Q, while Dazz Newsome's 334 receiving yards are third most nationally.

AND FOURTH DOWN

• The Tar Heels are 14 for 22 this season on fourth down. The 63.6 percent conversion rate is 12th nationally among Power 5 programs with 10 or more conversions.

• Carolina's opponents are only 6 for 13 on fourth down this season.

MACK FACTS

ACTIVE CAREER WINS LEADER

With 250 career victories, Mack Brown has produced the most wins of any active coach in the nation. He is trailed by Nick Saban at Alabama (241), Brian Kelly at Notre Dame (239), Willie Fritz at Tulane (175), and Gary Patterson at TCU (171). Brown's 250 wins rank ninth on the NCAA all-time list for coaches with at least 10 years at an FBS institution. He won 158 games at Texas, 75 at UNC, 11 at Tulane and six at Appalachian State.

ONE OF FIVE WITH A TITLE

Mack Brown is one of only five active head coaches who has won a National Championship. Brown, who won the title with Texas following the 2005 season, is accompanied by Jimbo Fisher (Texas A&M), Les Miles (Kansas), Nick Saban (Alabama) and Dabo Swinney (Clemson).

BROWN BECOMES UNC'S WINS LEADER

Mack Brown took over as the Tar Heels' all-time wins leader after the 20-17 victory over Duke on Oct 26. Brown's 73rd win surpassed Dick Crum, who posted 72 victories from 1978-87.

10-WIN SEASONS

Mack Brown has led his teams to 12 seasons of 10 or more victories during his career. He led UNC to three 10-win campaigns in his first stint with the program before guiding Texas to nine consecutive seasons of 10 wins or more. Brown posted his first 10-win season in 1993 and the Tar Heels went on to post 10 wins in 1996 and '97.

BROWN IN THE POLLS

Mack Brown-led teams have finished ranked in the final Top 25 polls 16 times during his coaching career. He led Texas to 12 Top-25 finishes and UNC to four. Of the 16 occasions, Brown's teams have finished in the Top 10 nine times, including six Top-5 finishes.

BROWN AND THE NFL DRAFT

Mack Brown has produced 108 NFL Draft picks, including 22 first-round selections and 15 second-round picks. During his first stint at UNC, Brown guided 47 players who would go on to be drafted, including six first rounders and seven second rounders. Of note, Brown's 1996 Carolina roster saw 22 players go on to have their names called at the NFL Draft.

2019 ACC STANDINGS

Coastal	ACC W-L	Overall W-L
Virginia	6-2	9-4
Virginia Tech	5-3	8-4
North Carolina	4-4	6-6
Pitt	4-4	7-5
Miami	4-4	6-6
Duke	3-5	5-7
Georgia Tech	2-6	3-9

Atlantic	ACC W-L	Overall W-L
Clemson	8-0	13-0
Louisville	5-3	7-5
Wake Forest	4-4	8-4
Florida State	4-4	6-6
Boston College	4-4	6-6
Syracuse	2-6	5-7
NC State	1-7	4-8

HONOR ROLL

ACC QB of the Week

S. Howell..... 9/9, 10/7, 10/21

ACC Rookie of the Week

S. Howell..... 9/3, 9/9, 10/7
..... 11/4, 11/18, 12/2

ACC Offensive Lineman of the Week

Charlie Heck 9/3

ACC Receiver of the Week

Dyami Brown 11/4, 12/2
Dazz Newsome 11/18

ACC Defensive Back of the Week

Myles Wolfolk 9/3

ACC Defensive Lineman of the Week

Tomon Fox 9/9
Jason Strowbridge 10/28

ACC Linebacker of the Week

Chazz Surratt 10/28

Davey O'Brien Award Great 8 List

S. Howell..... 10/7

Manning Award Star of the Week

S. Howell..... 9/9, 10/7

COMEBACK KIDS

- Carolina trailed in the fourth quarter in each of its first four games, winning the first two games. South Carolina led UNC, 20-9, entering the final quarter before the Tar Heels rallied for a 24-20 win. Miami took a 25-20 lead with 4:38 to play before UNC scored the go-ahead touchdown with 1:01 remaining in the game.

- The Tar Heels trailed by 11 points (20-9) heading into the fourth quarter against South Carolina, but outscored the Gamecocks 15-0 in the final period. That was the first time UNC won when trailing after three quarters since a Sept. 24, 2016 home win over Pittsburgh. The Panthers led 33-23, but UNC rallied for a 37-36 win.

- Carolina trailed by double digits twice, 13-3 in the second quarter and 20-9 heading into the fourth. UNC took its first lead of the season at 24-20 with 8:26 to play in the fourth quarter.

- UNC trailed 21-3 heading to the fourth quarter at Wake Forest, and closed the gap to 21-18, before falling 24-18 to the Deacs.

- The deficit was 34-24 against App State going to the fourth quarter. Carolina closed within 34-31 with a TD at the 3:01 mark and a last-second FG from 56 yards was blocked to secure the Mountaineers win.

- Carolina trailed 17-14 midway through the third quarter against Duke, but held the Blue Devils scoreless the final 22:23 of the game to earn the 20-17 victory.

- UNC trailed 24-10 heading to the fourth quarter against Pitt, before sending the game to overtime by out-scoring the Panthers, 17-3, in the fourth.

VERTICAL OFFENSE

- Carolina has shown the ability to stretch the field vertically on offense by ranking 2nd in the ACC with 81 plays of 20 or more yards. That figure is 10th nationally.

- 54 plays have come through the air with 27 on the ground.

- Javonte Williams' 33 rushes for 10 or more yards is 29th in the country (5th in ACC).

- Sam Howell's 141 passing plays of 10+ yards is eighth nationally and tops among freshman QBs.

- Howell also rates 10th with 53 completions of 20+ yards, tied for 6th with 28 completions of 30+ yards and tied for 4th with 17 completions of 40+.

ACC LEADERS (SCRIMMAGE PLAYS 20+ YARDS)

1. Clemson	88
2. North Carolina	81
3. Louisville	74
4. Wake Forest	68
5. Miami	63

LONG DRIVES

- Carolina has 12 TD drives in the fourth quarter this season of 70 or more yards.

- Carolina used drives of 98 and 95 yards late in the game against South Carolina to overcome an 11-point deficit. It marked the first time since Nov. 15, 2012 against Virginia that a UNC team posted two TD drives of at least 90 yards.

- Based on available box scores, the two drives of at least 95 yards in a single game are a first since at least 2002.

- The Tar Heels followed up with two TD drives of 75 yards against Miami. Both were nine-play drives.

- Carolina converted consecutive 80-yard TD drives in the fourth quarter at Wake Forest.

- UNC registered a second 98-yard drive of the season against App State and also had 80 and 72-yard drives against the Mountaineers.

- Carolina converted a pair of 75-yard TD drives against No. 1 Clemson, including a 16-play drive late in the fourth quarter.

- UNC had three fourth-quarter TD drives against Georgia Tech that were 87, 77 and 68 yards in length.

DEFENSE STANDS UP

- Carolina's defense played a huge role in the Tar Heels 24-20 victory over South Carolina, holding the Gamecocks to just 270 total yards. The 270 yards are the fewest yards allowed by a UNC defense since Oct. 22, 2016 versus Virginia (253 yards).

- The unit also grabbed two late interceptions to close the game, while adding three sacks, seven TFL and four pressures.

- The Tar Heel defense stopped the Gamecocks on 9 of 12 third-down chances.

- While Miami reached the red zone six times, the Carolina defense only allowed TDs on three of the possessions and four total scores. On the other two possessions, the D forced a missed field goal and got a fourth-down stop.

- The Carolina D held Miami to just 3 of 12 on third and fourth-down conversions.

- Against Wake Forest, the defense kept UNC in the game by allowing only three points and 132 total yards to the Demon Deacons in the second half.

- After giving up 27 first-half points against App St., which was aided by 14 points off turnovers, the Tar Heel defense allowed just seven in the second half.

- Carolina held No. 1 Clemson to a season-low 331 yards of total offense and 14 first downs. It was the Tigers fewest points scored (21) since the 2017 CFP championship game loss to Alabama (6).

- The defense forced Duke into three turnovers, including an interception at the goal line by Chazz Surratt with 14 seconds remaining to seal the win.

- The seven points allowed to Mercer on Senior Day were the fewest by UNC since a 41-7 win over The Citadel in 2016.

- Add the 10 points given up to NC State in the regular season finale and the 17 points allowed in the last two games were the fewest points allowed by UNC over a two-game span since 2012 when the Tar Heels gave up a combined six points to ECU (6) and Idaho (0).

- The 10 points allowed to the Wolfpack were the fewest in the series since a 23-9 Tar Heel win in 2006.



SAM HOWELL SUPERLATIVES

- Sam Howell's 35 passing touchdowns are the most by a true freshman in FBS history. The previous record was 30 from Clemson's Trevor Lawrence in 2018.
- Howell's 35 touchdowns are the second most ever by an ACC freshman quarterback. Florida State's Jamies Winston threw 40 touchdown passes in 2013 as a redshirt freshman.
- Howell has tied Deshaun Watson (Clemson, 2015) for the fourth most TD passes (35) in a single season in ACC history.
- Howell has set the UNC single-season record with 35 touchdown passes, surpassing Mitch Trubisky's 30 in 2016.
- Howell ranks fourth nationally and leads all ACC QBs with 35 passing TDs. His 3,347 passing yards leads the ACC and ranks 15th nationally.
- Howell's 3,347 passing yards are the most ever by an ACC true freshman quarterback.
- Howell is second in the ACC in pass efficiency at 158.9 and third in total offense (277.4 ypg).
- Howell has thrown multiple touchdowns 12 straight times to begin his career. Only Ohio State's Justin Fields (13) has a longer active streak in FBS.
- Joined James Winston as the only ACC QBs in the last 15 years to throw 35+ TDs (35), throw 10 or fewer INTs (7), throw for 3,000 yards (3,347), average eight yards per attempt (8.6), and complete 60% of the passes (60.3).

- Howell has seven games this season with three or more touchdown passes.
- Howell's touchdown-interception ratio of plus 28 (35-7) is the best in UNC history. Mitch Trubisky was plus 24 (30/6) in 2016. Howell's plus 28 is eight better than UCF's Dillon Gabriel (+20) and nine better than USC's Kedon Slovis (+19).
- Leads ACC QBs in completions of 10+ yards (141), 20+ yards (53), 30+ yards (28) and 40+ yards (17).
- Tied UNC school record and set freshman record with 5 TD passes at Virginia Tech.
- Set UNC freshman records for completions (33) and attempts (51) at Georgia Tech and yards (401) at NC State.
- In leading Carolina to six wins and bowl eligibility, Howell has won more games this season than the Tar Heels did in the two previous seasons combined (5).
- Carolina's nine games decided by seven points or less are the most for any team since 1936. The Tar Heels' six losses have come by a combined 26 points.
- The six teams that have defeated Carolina this season have a combined record of 57-18.
- Howell has been named ACC QB of the Week three times and ACC Rookie of the Week six times.
- Howell was added to the The Manning Award watch list on Oct. 24. He has twice been named a Manning Award Star of the Week this season.

FRESHMAN QB LEADERS

Passing Touchdowns

1. **Sam Howell, UNC**..... 35
2. Kedon Slovis, USC..... 28
3. Dillan Gabriel, UCF 27
4. Layne Hatcher, Ark State* 23
5. Jarren Williams, Miami (Fla.)* 19

Passing Yards

1. Dillan Gabriel, UCF 3,393
3. **Sam Howell, UNC**..... 3,347
1. Kedon Slovis, USC..... 3,242
4. Jayden Daniels, Arizona State..... 2,748
5. Layne Hatcher, Ark State* 2,553

* redshirt freshman

QB LEADERS - FOURTH QUARTER ONLY

Passing Touchdowns

1. Shane Buechele, SMU 12
2. **Sam Howell, UNC**..... 11
- Carter Stanley, Kansas 11
4. Anthony Gordon, Washington State 9
- Jayden Daniels, Arizona State..... 9
- Caleb Evans, La-Monroe..... 9

Passing Yards

1. Anthony Gordon, Washington State 1,235
2. Carter Stanley, Kansas 1,028
3. Josh Love, SJSU..... 923
4. Brock Purdy, Iowa State..... 911
5. **Sam Howell, UNC**..... 907

DEEP PASSING LEADERS - ATTEMPTS 20+ YARDS

Passing Yards

1. Shane Buechele, SMU 1,462
2. Joe Burrow, LSU..... 1,301
3. Dillon Gabriel, UCF 1,270
4. **Sam Howell, North Carolina**..... 1,233
5. Jalen Hurts, Oklahoma 1,183

Passing Touchdowns

1. Joe Burrow, LSU..... 19
- Justin Fields, Ohio State 19
3. **Sam Howell, UNC**..... 18
4. Dillon Gabriel, UCF 14
- Cole McDonald, Hawaii 14

QB WITH 35+ TD PASSES/7 INT OR LESS

- Joe Burrow, LSU 48/6
Justin Fields, Ohio State..... 40/1
Sam Howell, UNC..... 35/7

QB W/ 3,000 YDS/35+ TDS/7 INT OR LESS

- Joe Burrow, LSU 4,715/48/6
Sam Howell, UNC..... 3,347/35/7

UNC FRESHMAN QB RECORDS

Passing Touchdowns

1. **Sam Howell, 2019**..... 35
2. Darian Durant, 2001..... 17
3. T.J. Yates, 2007* 14

Passing Yards

1. **Sam Howell, 2019**..... 3,347
2. T.J. Yates, 2007* 2,655
3. Darian Durant, 2001 1,843

Completions

1. **Sam Howell, 2019**..... 234
2. T.J. Yates, 2007* 218
3. Darian Durant, 2001 142

Attempts

1. **Sam Howell, 2019**..... 388
2. T.J. Yates, 2007..... 365
3. Darian Durant, 2001 223

ACC FRESHMAN QB RECORDS

Passing Touchdowns

1. Jamies Winston, FSU (2013)* 40
2. **Sam Howell, UNC (2019)**..... 35
3. Trevor Lawrence, CU (2018) 30
4. Brad Kaaya, Miami (2014) 26
5. Phillip Rivers, NCSU (2000)..... 25

Passing Yards

1. Jamies Winston, FSU (2013)* 4,057
2. Francois, FSU (2016)* 3,350
3. **Sam Howell, UNC (2019)**..... 3,347
4. Trevor Lawrence, Clemson (2016)..... 3,280

ACC TOUCHDOWN PASS LEADERS

Single Season ACC Top-5

1. Deshaun Watson, Clemson (2016)..... 41
2. Jamies Winston, FSU (2013)* 40
3. Tajh Boyd, Clemson (2012)..... 36
4. Deshaun Watson, Clemson (2015)..... 35
5. **Sam Howell, UNC (2019)**..... 35

* redshirt freshman

DEFENSIVE IMPROVEMENTS FROM '18 TO '19

Total Defense..... National Rank
2018: 447 YPG105th
2019: 381 YPG 51st
Improvement of 66 YPG54 spots

Improved total defense

1. UCF.....61 spots
2. Colorado State.....57 spots
3. Virginia Tech56 spots
4. Navy54 spots
North Carolina..... 54 spots

Points Allowed National Rank
2018: 34.5 PPG107th
2019: 24.6 PPG 51st
Improvement of 9.9 PPG56 spots

Improved scoring defense

1. Louisiana93 spots (16.4 PPG)
2. Illinois70 spots (14.0 PPG)
3. Baylor77 spots (13.3 PPG)
4. North Carolina..... 56 spots (9.9 PPG)
5. Ole Miss.....53 spots (9.7 PPG)

Rushing Yards Allowed National Rank
2018: 218 YPG111th
2019: 149 YPG 58th
Improvement of 69 YPG53 spots

Improved rushing defense

1. Central Michigan82 spots
2. Navy73 spots
3. Ole Miss.....72 spots
4. Pitt.....68 spots
5. North Carolina..... 53 spots

Interceptions Total
2018:Seven INTs
2019: 12 INTs
Improvement of five INTs

Improvement on Third Downs

1. Kansas State82 spots
2. Navy73 spots
3. Wake Forest.....72 spots
4. Louisiana68 spots
5. FAU.....53 spots
6. Illinois65 spots
7. Pittsburgh.....61 spots
8. North Carolina..... 58 spots

FACILITY FACE LIFT

• With the new era of Carolina football underway, the program has seen a number of renovations and upgrades since Mack Brown took the helm in November 2018. The new football practice complex was completed providing the team with three fields, two AstroTurf RootZone 3D3 synthetic grass fields and one natural grass field.

• One of the synthetic grass fields is housed in the Indoor Practice Facility with the other two practice fields being outdoors. Inside Kenan Stadium, the same synthetic grass surface was installed following Carolina's spring game. Inside the Kenan Football Center, upgrades

were made to the player's lounge, locker room and weight room, which were accompanied by a number of wall graphics and photos throughout the building.

UNC RECLAIMS VICTORY BELL

• Chazz Surratt picked off Deon Jackson's trick-play pass at the goal line with 14 seconds left to help North Carolina hold off Duke 20-17 on Oct. 26 to return the Victory Bell back to Chapel Hill for the first time since 2015.

• Carolina leads the series 62-40-4, including a 9-2 mark under Mack Brown and 32-19-2 at home.

HOWELL MAKING HIS MARK

• Early enrollee Sam Howell is no stranger to leading a program. A four-year starter at Monroe, N.C.'s Sun Valley High School and one of the nation's most sought-after prospects, Howell set the North Carolina state record with 17,036 total yards during his career. The 2018 North Carolina Gatorade Player of the Year tallied 13,415 passing yards and 145 TDs, while rushing for 3,621 yards and 60 scores. His 13,415 passing yards rank second in state history.

FRESHMEN QB'S AT NORTH CAROLINA

• Based on available records, true freshman Sam Howell was the first true freshman to start a season opener at Carolina in the program's history.

• Deems May was a redshirt freshman and appeared in 11 games in 1988. He converted to tight end and played seven seasons in the NFL.

• Jason Stanicek started the eighth game of his true freshman season in 1991 at home against Maryland.

• Ronald Curry played in his first game as a true freshman in 1998 against Miami (Ohio). Oscar Davenport started the game but suffered a knee injury on the fourth play of the game. Curry started four games that season.

• Cam Sexton started the second game of his true freshman season in 2006 at home against Virginia Tech.

• Cade Fortin started two games in 2018 as a true freshman against Virginia Tech and NC State.

SURRATT SHINES

• Junior Chazz Surratt made the decision at the end of last season that his best opportunity to keep playing football after college was to switch from quarterback to linebacker.

• An interesting choice from a player who once held the state of North Carolina's record for total offense. In his first game after the switch, Surratt, a Denver, N.C. product, was called upon to start against South Carolina at LB, a position he hadn't played since his freshman year of high school and hadn't played a full game at since middle school. You wouldn't know it looking at the box score.

• Surratt played 61 snaps and tallied 12 tackles, a sack, a PBU and a pressure in helping the defense hold South Carolina to 270 total yards in the season opener.

• In only his 5th career game at linebacker, Surratt was spectacular against No. 1 Clemson coming up with a team leading seven tackles, three QBH, two PBU, two TFL and one sack.

• Surratt had 17 tackles, two TFL and one sack at Virginia Tech, had a dozen tackles on three occasions (So. Carolina, Ga. Tech and Duke) and 15 stops against Virginia.

• He leads the ACC with 110 tackles and UNC with 13.5 TFL and 6.0 sacks.

FOX DRAWING ATTENTION

• Fox leads Carolina with 5.0 sacks. He set a single-game career high with 3.0 sacks against Miami, the most by a UNC player since Kareem Martin had 3.5 sacks against Pitt on Nov. 16, 2013.

STROWBRIDGE THE QB HUNTER

• Senior defensive lineman Jason Strowbridge hunts quarterbacks, but has also developed an interest in other predators. The Deerfield, Fla. native has taken a liking to the animal kingdom, which is evident in his selection of pets. Strowbridge had two slithery companions, Wenji, a ball python, and C.C., an albino boa constrictor, but he gave Wenji to fellow d-lineman Jahliil Taylor.

• While Strowbridge's focus is on QBs and RBs, producing 11.5 career sacks and 22.0 TFL, he may be the next Discovery Channel star. The 6-5, 285 pound, mild-mannered anchor of Carolina's defense is likely to be an NFL stalwart in the coming years. But, if he has his way, he will transition from quarterback hunter to exotic animal expert.

• He blocked an extra point against Miami, the third time in his career he has blocked a kick. It was the first time a Tar Heel blocked an extra point since Strowbridge blocked one at Miami in 2018.

• Strowbridge leads the ACC with three fumble recoveries and has 6.5 TFL and 3.0 sacks.



TOP RUNNING BACK DUOS IN ACC

1. BC (AJ Dillon/David Bailey).....2,501
2. Clemson (Travis Etienne/Lyn-J Dixon)2,119
3. UNC (Javonte Williams/Michael Carter)..1,767

FULL-HOUSE BACK FIELD

• Carolina boasts one of the top running back rooms in the ACC. The Tar Heels feature a talented trio that includes senior Antonio Williams, junior Michael Carter and sophomore Javonte Williams.

• The Tar Heels are fourth in the ACC with 184.0 yards per game on the ground.

• UNC rushed for 238 yards against South Carolina with Javonte Williams going for a then career-high 102 yards. Carter added 77 yards and Antonio Williams provided 53 yards on four attempts.

• Carolina eclipsed the 200-yard mark again at Georgia Tech with 211 yards. Javonte Williams led the way with a career-best 144 yards.

• UNC put up 205 yards on the ground against Duke with all three primary backs registering at least 50 yards - Javonte Williams (111), Carter (64) and Antonio Williams (50).

• The Tar Heels rushed for 376 yards against Mercer. It was the first time rushing for 300 or more yards since gaining 315 at Duke in 2018. Carter led the way with 159 yards and 3 TDs, while freshman Josh Henderson had 98 yards and Antonio Williams added 65 yards.

CARTER IS TOUGH TO TACKLE

• Carter's 6.1 career yards per carry average is the best in program history (min. 300 rushes)

• His 919 rushing yards are the most at UNC since Elihah Hood had 1,463 yards in 2015.

• Carter ranks 5th in the ACC with 76.6 yards per game and 4th in all-purpose yards (125.3).

• Carter, a native of Navarre, Fla., posted 597 yards and two TDs on 84 carries in 2018. He caught 25 passes for 135 yards and a TD.

• He earned ACC Running Back of the Week honors by exploding for 165 yards on 18 carries against Virginia Tech in 2018. Later in the year, he tallied 148 yards and a TD on 18 rushes at Duke.

JAVONTE RUNNING HARD

• Sophomore RB Javonte Williams was a lightly-recruited back out of Wallace, N.C. despite rushing for over 2,000 yards and 27 TDs, while leading Wallace-Rose Hill to its fourth-straight state championship.

• In fact, his only scholarship offer was from East Carolina before UNC's staff jumped in. Not only was Williams an excellent athlete, but he was Valedictorian of his high school class. Williams showed flashes as a true freshman last season, producing two solid games to finish the season. He tallied 93 yards and three TDs against Western Carolina and 83 yards and a TD versus NC State.

• He has 848 rushing yards and five rushing

TDs. Williams has registered 100 yard rushing games against South Carolina (102), Georgia Tech (career high 144) and Duke (111).

• He ranks 7th in the ACC with 70.7 yards rushing per game.

ANTONIO ADDS A SPARK

• Senior RB Antonio Williams was chomping at the bit for his opportunity against South Carolina and when Carolina needed him most, he delivered. With the Tar Heels backed up at their own two-yard line, UNC gave the ball to Williams on three of the first four plays of the drive and he got them out of a hole. First, it was a 20-yard dash to provide some breathing room. Then, after a 10-yard completion, Williams rumbled for nine and darted for 22 to get Carolina all the way to the South Carolina 37.

• The Heels scored on the drive with Williams producing 51 of the 98 yards, and the momentum was pointed in UNC's favor the remainder of the game.

• He exploded for a career long 59 yard rush against Pitt as he posted his third career 100-yard game with a season-high 107 rush yards.

POWER 5 RECEIVING TD TRIO LEADERS

1. LSU 42
2. Alabama 29
3. Ohio State 27
4. Minnesota 27
5. **North Carolina** **25**
6. Washington State 24
7. USC 23
8. Notre Dame 22

DYAMI FOR SIX

• Sophomore WR Dyami Brown made one of the most spectacular catches you'll see to help spark Carolina's comeback against South Carolina. From the 22, QB Sam Howell lofted a pass to Brown in the left corner of the end zone that appeared to be just out of reach, but Brown stretched his left hand out, was able to tip the ball back to himself and reel it in for the TD. The miraculous catch finished off a 98-yard drive that would propel UNC to victory and ended up as the No. 1 play on SportsCenter's Top Plays countdown.

• He added a 62-yard TD from Sam Howell in the first quarter against Miami, the longest passing TD by a Tar Heel since a 72 yarder from Mitch Trubisky to Ryan Switzer vs. The Citadel on Nov. 19, 2016.

• He scored for a third-straight game on a 17-yard strike from Howell in the fourth quarter at

TOP RECEIVING DUOS AT UNC

- Most yards in a single season by two WRs
1. 1,939 R. Switzer [1,112], B. Howard [827].....2016
 2. 1,922 D. Jones [1,196], E. Highsmith [726].....2011
 3. 1,898 D. Brown [947], D. Newsome [947].....2019

PEPPERS IN 2019 ACC LEGENDS CLASS

• Star defensive end and 2001 Chuck Bednarik and Lombardi Award winner Julius Peppers is the North Carolina ACC Football Legend for the class of 2019.

• Julius Peppers, DE, North Carolina (1999-2001) – Candidate for induction into the College Football Hall of Fame in 2020 • Unanimous first-team All-America in 2001, he won the Chuck Bednarik Award as the nation's top defensive player and the Rotary Lombardi Award, which at the time was given to the nation's top interior lineman • Finished 10th in the 2001 Heisman Trophy balloting, was a finalist for the Nagurski Trophy and was honored as Chevrolet's Defensive Player of the Year • Also a starting forward on UNC's 2000 NCAA Final Four basketball team • Finished his career with 167 tackles, 30.5 sacks, 53 tackles for loss, five interceptions and five forced fumbles • The No. 2 overall selection by the Carolina Panthers in the 2002 NFL Draft, he earned nine Pro Bowl selections and was named to the NFL's All-Decade team of the 2000s.

Wake Forest.

• Brown's 202 yards receiving against Virginia are the most in the ACC this season, the most by a Tar Heel receiver since Ryan Switzer had 208 against Pitt in 2016 and the 7th most in program history. His three receiving TDs against the Cavaliers were the most in a game at UNC since Mack Hollins against Wake Forest in 2015.

• He is tied for 3rd in the ACC with 11 receiving TDs and is 8th with 78.9 receiving yards per game.

• His 20.6 yards per reception average is tied for second in UNC single-season history and currently second in the ACC this season.

UNC RECEIVING TD LEADERS

Single-Season

1. Hakeem Nicks, 2008 12
- Dwight Jones, 2011 12
3. **Dyami Brown, 2019** **11**
4. Quinshad Davis, 2013 10
5. Marcus Wall, 1994 9

NEWSOME'S VERSATILITY SHOWS

• Junior wide receiver and returner Dazz Newsome was named to the 2019 Watch List for the Paul Hornung Award, given annually to the most versatile player in major college football.

• He was one of only seven players nationally in 2018 to score TDs by rush, reception and punt return.

• Newsome, from Hampton, Va., displayed his versatility as a sophomore in 2018 by hauling in 44 receptions for 506 yards and two

OVERTIME GAMES IN PROGRAM HISTORY (4-8 RECORD)

W, 37-34 vs. NC State in Charlotte (11/28/98)
L, 24-31 at Georgia Tech (10/9/99)
L, 47-49 (3OT) vs. Syracuse (9/6/03)
L, 30-33 vs. Maryland (11/12/05)
W, 20-14 vs. Duke (11/24/07)
L, 13-16 at Virginia (10/18/08)
W, 30-27 vs. Tennessee (12/30/10)
W, 30-27 at Virginia Tech (11/21/15)
L, 37-40 (2OT) at Syracuse (10/20/18)
L, 28-34 vs. NC State (11/24/18)
L, 41-43 (6OT) at Virginia Tech (10/19/19)
L, 27-34 at Pitt (11/14/19)

TDs as a receiver. He added 96 yards rushing and a TD on seven carries.

- Newsome also returned six kickoffs for 125 yards (20.8 ypr) and 19 punts for 286 yards (15.1 ypr) and a TD. All together he tallied 1,103 all-purpose yards on the season, an average of 92.1 yards per game.
- Has had two SportsCenter's Top Plays this season: 10-yard game-winning TD reception against Miami was the No. 3 play, while his catch against Duke where he pinned the ball against a defender was No. 2.
- Newsome set career highs in receptions (9), yards (112) and receiving TDs (2) at Virginia Tech.
- He leads UNC with 64 catches, is tied with Brown with 947 receiving yards and is 2nd with eight receiving TDs in 2019.
- He ranks fourth in the ACC with 86.1 receiving yards per game.

CORALLES MAKING PLAYS

- Beau Corrales hauled in the game-winning touchdown, a 17-yard reception from Sam Howell, in the 24-20 comeback victory over South Carolina.
- Corrales scored in four-straight games (Clemson, Georgia Tech, Virginia Tech & Duke) and ranks third on the team with six receiving TDs, 36 catches and 493 receiving yards.

GROVES GIVEN MUSCLE MILK

MALE ATHLETE OF THE YEAR AWARD

- Wide receiver Rontavious 'Toe' Groves was awarded the Muscle Milk Male Athlete of the Year award in May 2019, presented by the Collegiate and Professional Sports Dietitians Association (CPSDA). The award recognizes one male and one female collegiate, Olympic, professional or tactical (military, police or fire) athlete whose athletic accomplishments reflect dedication to sports nutrition. Groves was nominated by Director of Sports Nutrition Kelsee Gomes.
- Through a diligent regimen of high-protein, high-carbohydrate diet supplemented with high-calorie shakes, Groves has transformed his body from a 160-pound incoming freshman to a 187-pound junior. He took advantage of UNC's nutrition program after suffering patellar tendon injuries in the spring of his redshirt freshman season (2016) and during the 2017 campaign.

DORN'S PERSONAL PHILOSOPHY

- Senior safety Myles Dorn is more than just a tremendous athlete and NFL prospect. He's a deep thinker, who constantly asks the question, "Why?" As a result, he's developed a personal philosophy he lives by: Live, Love, Inspire.
- Dorn says to live life to the fullest and get the most out of every day. Then, he says to do things out of love. Put your entire self into what you're doing and do them for the right reasons. Finally, inspire through your actions.
- As someone who takes inspiration from a number of different people, Dorn strives to inspire others in how he conducts himself.

HECK FAMILY TIES

- It may be hard to believe, but senior offensive tackle Charlie Heck, he of the 6-8, 315-pound frame, is the first-born child of triplets.
- Next to come in the trio was sister Molly and then Evelyn. Molly stands 6'0" and Evelyn measures in at 5'9". They both graduated from Notre Dame, where Charlie's father, Andy Heck, played and would go on to be a first-round NFL Draft pick in 1989 by the Seahawks. Andy is now the offensive line coach for the Kansas City Chiefs.
- Then, there is Charlie's older brother Jon, who was a four-year starter at tackle for Carolina. He now serves on the strength and conditioning staff for the football program, and also competes in strongman competitions.

A HECK OF A TACKLE

- Offensive lineman Charlie Heck was a member of the 2019 Outland Trophy Watch List.
- A native of Kansas City, Mo., Heck was named the Week One ACC Offensive Lineman of the Week with six knockdowns, allowed zero sacks and had zero missed assignments in the 24-20 victory over South Carolina at left tackle.
- He has started 32 career games, including all 11 games at right tackle in 2018 and 11 games thus far in 2019 at left tackle.

KIERNAN'S DUBLIN BEGINNINGS

- Freshman punter Ben Kiernan played his high school football at Raleigh's Wakefield High School, but he didn't arrive in the U.S. until he was 15. Kiernan spent the first decade and a half of his life in Dublin, Ireland, where he played rugby and soccer. Seeking more opportunities and better colleges, Kiernan's parents decided to move to the Raleigh area. After moving just two weeks prior to the start of the 8th grade, Kiernan's father Mike had a chance encounter with the football coach at Food Lion and he told him to have Ben try out for football, where he would punt a football for the first time.
- Kiernan's twin older brothers, Tom and Jack, played rugby at NC State.
- Kiernan's 12-year-old sister Freya is in a lifetime battle with cerebral palsy. The Kiernan's adopted Freya, who was born in China, when she was nine months old.

CAROLINA LONG SCORING DRIVES

(70+ yards) Yards (Plays/Time)	
98 (7/2:20) vs. South Carolina (TD) 4Q	75 (9/3:37) vs. Miami (TD) 4Q
98 (15/5:45) vs. App State (TD) 3Q	75 (9/2:55) vs. App State (TD) 2Q
95 (7/3:17) vs. South Carolina (TD) 4Q	75 (4/1:45) vs. Clemson (TD) 1Q
88 (14/6:02) vs. Virginia (Downs) 4Q	75 (16/8:32) vs. Clemson (TD) 4Q
87 (6/2:26) at Georgia Tech (TD) 4Q	75 (4/0:48) at Virginia Tech (TD) 1Q
87 (4/0:59) vs. Mercer (TD) 1Q	75 (4/1:37) vs. Duke (TD) 3Q
81 (9/3:59) at Virginia Tech (TD) 2Q	75 (5/2:01) vs. Virginia (TD) 2Q
80 (6/3:02) at Wake Forest (TD) 4Q	75 (6/2:35) vs. Virginia (TD) 3Q
80 (5/1:36) at Wake Forest (TD) 4Q	75 (5/1:47) vs. Virginia (TD) 3Q
80 (8/2:31) vs. App State (TD) 4Q	74 (11/4:01) at Pitt (TD) 4Q
80 (3/1:06) at Virginia Tech (TD) 4Q	73 (9/3:43) vs. Duke (Fumble) 4Q
80 (10/3:38) at NC State (FG) 2Q	72 (10/5:57) at Georgia Tech (TD) 4Q
79 (10/3:53) vs. Mercer (TD) 2Q	71 (8/3:48) at Virginia Tech (TD) 3Q
78 (6/2:18) at Pitt (TD) 1Q	71 (11/3:44) at NC State (TD) 3Q
77 (14/5:10) at Georgia Tech (TD) 4Q	70 (11/5:32) vs. South Carolina (FG) 2Q
75 (9/3:06) vs. Miami (TD) 1Q	



2019 DEPTH CHART

OFFENSE

Left Tackle

67 - Charlie Heck (6-8, 315, Sr.)
75 - Joshua Ezeudu (6-4, 325, Fr. *)

Left Guard

75 - Joshua Ezeudu (6-4, 325, Fr. *)
58 - Nick Polino (6-3, 305, Sr.) -or-
63 - Ed Montilus (6-3, 315, Fr.)

Center

68 - Brian Anderson (6-2, 302, So.)
55 - Ty Murray (6-4, 332, Fr.)

Right Guard

73 - Marcus McKethan (6-7, 332, So.)
58 - Nick Polino (6-3, 305, Sr.) -or-
76 - William Barnes (6-4, 318, Fr. *)

Right Tackle

74 - Jordan Tucker (6-7, 335, So.)
72 - Asim Richards (6-4, 285, Fr.)

Tight End

84 - Garrett Walston (6-4, 245, Jr.)
86 - Carl Tucker (6-2, 248, Sr.)
80 - Jake Bargas (6-2, 250, Sr.)

Quarterback

7 - Sam Howell (6-2, 225, Fr.)
13 - Vincent Amendola (6-3, 215, Fr.)
10 - Jace Ruder (6-3, 225, Fr. *)

Running Back

25 - Javonte Williams (5-10, 215, So.) -or-
8 - Michael Carter (5-10, 200, Jr.)
24 - Antonio Williams (5-11, 215, Sr.)

Wide Receiver

2 - Dyami Brown (6-1, 195, So.)
14 - Emery Simmons (6-1, 190, Fr.)

Wide Receiver

5 - Dazz Newsome (5-11, 190, Jr.)
4 - Rontavius Groves (5-11, 195, Jr.)

Wide Receiver

15 - Beau Corrales (6-4, 210, Jr.)
3 - Antoine Green (6-2, 210, So.)

DEFENSE

End

51 - Raymond Vohasek (6-4, 280, So.) -or-
56 - Tomari Fox (6-2, 278, Fr.)

Nose

92 - Aaron Crawford (6-2, 290, Sr.)
52 - Jahlil Taylor (6-0, 300, Fr. *)

Tackle

55 - Jason Strowbridge (6-5, 285, Sr.)
90 - Xach Gill (6-5, 290, So.)

Outside Linebacker

12 - Tomon Fox (6-3, 260, Jr.)
42 - Tyrone Hopper (6-4, 255, Jr.)

Outside Linebacker

3 - Dominique Ross (6-4, 228, Sr.)
33 - Allen Cater (6-4, 260, Sr.)

Inside Linebacker

44 - Jeremiah Gemmel (6-1, 228, So.)
8 - Khadry Jackson (6-1, 220, Fr.)

Inside Linebacker

21 - Chazz Surratt (6-3, 230, Jr.) -or-
3 - Dominique Ross (6-4, 228, Sr.)

Cornerback

29 - Storm Duck (6-1, 200, Fr.) -or-
4 - Trey Morrison (5-10, 190, So.)

Free Safety

1 - Myles Dorn (6-2, 205, Sr.)
16 - D.J. Ford (6-3, 210, Jr.)

Strong Safety

13 - Don Chapman (6-1, 185, Fr.)
27 - Giovanni Biggers (6-0, 180, Fr.)

Cornerback

4 - Trey Morrison (5-10, 190, So.)
15 - DeAndre Hollins (6-1, 210, Fr. *)

Nickelback

16 - D.J. Ford (6-3, 210, Jr.)
15 - DeAndre Hollins (6-1, 210, Fr. *)

SPECIAL TEAMS

Place-Kicker

97 - Noah Ruggles (6-2, 185, So.)
95 - Jonathan Kim (6-1, 180, Fr.)

Kickoff Specialist

95 - Jonathan Kim (6-1, 180, Fr.)

Punter

91 - Ben Kiernan (5-11, 205, Fr.)
94 - Michael Selsor (6-0, 205, Jr.)

Deep Snapper

61 - Drew Little (6-0, 225, Fr.)

Short Snapper

60 - Trevor Collins (6-2, 235, Jr.)

Holder

96 - Cooper Graham (6-1, 200, So.)

Kickoff Return

8 - Michael Carter (5-10, 200, Jr.)
24 - Antonio Williams (5-11, 215, Sr.)

Punt Return

5 - Dazz Newsome (5-11, 190, Jr.)
4 - Rontavius Groves (5-11, 195, Jr.)

* - redshirt freshman

SEASON & CAREER STARTS

Player, Pos.	2019	Career
Aaron Crawford, DL	12	34
Myles Dorn, DB	12	32
Charlie Heck, OL	11	32
Jason Strowbridge, DL	11	31
Tomon Fox, LB	12	21
Carl Tucker, TE	4	20
Dazz Newsome, WR	11	19
Patrice Rene, DB	1	19
Dyami Brown, WR	12	18
Dominique Ross, LB	10	18
Chazz Surratt, LB	11	18
Trey Morrison, DB	8	17
Michael Carter, RB	11	16
Brandon Fritts, TE	-	16
Nick Polino, OL	3	16
Beau Corrales, WR	10	13
Jeremiah Gemmel, LB	12	12
Sam Howell, QB	12	12
Jordan Tucker, OL	12	12
Myles Wolfolk, DB	4	11
Marcus McKethan, OL	11	11
Brian Anderson, OL	10	10
Allen Cater, LB	7	10
Billy Ross, OL	-	10
Greg Ross, DB	5	10
D.J. Ford, DB	7	9
Storm Duck, DB	8	8
Garrett Walston, TE	7	8
Jake Bargas, TE	1	7
Corey Bell Jr., WR	-	7
Ed Montilus, OL	7	7
Antonio Williams, RB	-	7
Joshua Ezeudu	5	5
Don Chapman, DB	3	3
Jahlil Taylor, DT	3	3
Tomari Fox, DL	2	2
Antoine Green, WR	2	2
Rontavius Groves, WR	1	2
DeAndre Hollins, DB	2	2
Xach Gill, DL	1	1
Tyrone Hopper, LB	1	1
Roscoe Johnson, WR	-	1
Cam'Ron Kelly, DB	1	1
Javonte Williams, RB	1	1

PRONUNCIATION GUIDE

Players

Eugene Asante..... uh-SAHN-tay
Dyami Brown..... dee-AH-mee
Khafre Brown..... CHA-free
Beau Corrales..... Bo core-AL-iss
Obi Egbuna..... oh-bee egg-BOO-nuh
Joshua Ezeudu..... eh-ZOO-doo
Tomon Fox..... tuh-MON
Jeremiah Gemmel..... GIMM-uhl
Xach Gill..... Zach
Antoine Green..... ANN-twan
Khadry Jackson..... KAH-dree
Quiron Johnson..... KEE-ron
Cam'Ron Kelly..... cam-ron
Marcus McKethan..... muh-KEE-thuhn

Ed Montilus.....MAHN-tuh-luhs
Kamari Morales..... kuh-MAHR-ee
Tobechi Nwokeji..... tuh-BEH-chee woah-kay-jee
Mats Pokela..... po-KEHL-uh
Patrice Rene..... ruh-NAY
Asim Richards..... AH-sim
Jace Ruder..... RUE-duhr
Chazz Surratt.....suh-RATT
Wyatt Tunall..... TOO-nahl
Lancine Turay..... lah-SIN-uh tuh-RAY
Raymond Vohasek..... vuh-HAS-ick

Assistant Coaches

Stacy Searels..... Suhrls

ROSTER NOTES

Quarterbacks

No.	Name	Pos.	Ht.	Wt.	Yr.
7	Sam Howell	QB	6-2	225	Fr.

ACC Offensive & Overall Rookie of the Year • Third team All-ACC • Named ACC QB of the Week three times and ACC Rookie of the Week on six occasions • Holds the FBS true freshman record and UNC school record with 35 TD passes • Tied with Deshaun Watson (Clemson, '15) for the fourth most TD passes in a season in ACC history • Ranks 4th nationally and leads ACC QBs in passing TDs • 3,347 passing yards leads the ACC and ranks 15th nationally • 2nd in the ACC in pass efficiency at 158.9 • 3rd in ACC in total offense (277.4 ypg) • Has a streak of 12 consecutive games with multiple TD passes • Has seven games with three or more TD passes • Threw for a season-high 401 yards and three TDs at NC State • Tossed four TDs and 353 yards (15 of 29) against Virginia • Was 10 of 26 for 227 yards and 2 TDs against Duke • Tied UNC record and set freshman record with 5 TD passes at Virginia Tech as part of 26 of 49 for 348 yard performance • Set UNC freshman records for completions (33), attempts (51) and yards (376) and had four TD passes at Georgia Tech • Was 15 of 27 for 144 yards and 2 TDs in 21-20 loss to No. 1 Clemson • Was 27 of 41 for 323 yards and three TD passes against App State • Had his first collegiate rushing touchdown against the Mountaineers • Went 17 of 28 for 182 yards and two TDs at Wake Forest • Named week two ACC QB and Rookie of the Week after notching a second-straight fourth-quarter comeback in a 28-25 win over Miami • Was 16 of 24 for 274 yards with two TD passes and no turnovers • Was the week one ACC Freshman of the Week after leading UNC to a 24-20 comeback win over South Carolina in his collegiate debut in becoming the first true freshman to ever start a season opener for the Tar Heels • Went 15 of 24 for 245 yards and two critical TD passes in the fourth quarter that culminated a pair of 90+ yard drives.

High School

Consensus four-star prospect who was ranked the No. 2 player in the state of North Carolina, the No. 3 pro-style quarterback in the country and the No. 87 overall player nationally by the 247Sports Composite • Member of the ESPN300 • Ranked as the fourth-best QB at the Elite 11 Opening finals • Played in the All-American Bowl in San Antonio, going 11-of-13 for 167 yards and a TD along with a rushing TD • Finished his career by going 805-of-1,361 for 13,415 yards and 145 TDs, while rushing for 3,621 yards and 60 scores • Set the North Carolina record for total yards with 17,036 • Ranks second in state history in career passing yards • Named 2018 North Carolina Gatorade Player of the Year following his senior year.

Career Highs

Pass Yards: 401 at NC State (11/30/19)	Long completion: 68 (TD) at Va. Tech (10/19/19)
Completions: 33 at Georgia Tech (10/5/19)	Rush Yards: 24 vs. App State (9/21/19)
Attempts: 51 at Georgia Tech (10/5/19)	Rush Attempts: 11, 3 times
Pass TDs: 5 at Virginia Tech (10/19/19)	Rush TDs: 1 vs. App State (9/21/19)
INTs: 2, twice, last vs. Duke (10/26/19)	Long Rush: 17 vs. Mercer (11/23/19)

10	Jace Ruder	QB	6-3	225	Fr.*
----	------------	----	-----	-----	------

Rushed for one yard against App State • Made season debut at Wake Forest and was 1 of 2 passing for seven yards and ran three times for 21 yards, including a 22-yard scamper • Appeared in one game in 2018 before redshirting • Completed 4-of-5 passes for 80 yards and a TD, while running for 21 yards on three carries against Georgia Tech • Four-star prospect who ranked No. 12 nationally as a dual-threat quarterback by Rivals • Represents the football team as part of UNC's Student-Athlete Advisory Council.

Career Highs

Pass Yards: 80 vs. Georgia Tech (11/3/18)	Long completion: 44 vs. Ga. Tech (11/3/18)
Completions: 4 vs. Georgia Tech (11/3/18)	Rush Yards: 21, twice
Attempts: 5 vs. Georgia Tech (11/3/18)	Rush Attempts: 3, twice
Pass TDs: 1 vs. Georgia Tech (11/3/18)	Rush TDs: 0
INTs: 0	Long Rush: 22 at Wake Forest (9/13/19)

Running Backs

No.	Name	Pos.	Ht.	Wt.	Yr.
8	Michael Carter	RB	5-10	200	Jr.

Third team All-ACC running back & Honorable mention All-ACC at all-purpose • School record holder with a 6.1 yards per rush average for a career • 15th in UNC history with 2,075 career rushing yards • 17 career TDs (13 rush, 4 receiving) • Leads team with 919 rushing yards • 5th in the ACC with 76.6 yards per game and 4th in all-purpose yards (125.2) • Had 153 all-purpose yards at NC State (97 rush, 41 kick, 15 receiving) • Ran for season-high 159 yards and scored career-high 3 rushing TDs against Mercer • Had 117 all-purpose yards at Pitt (78 kick, 34 rush, 7 receiving) • Ran for 87 yards on 14 carries against Virginia • Had 64 yards on the ground and 121 all-purpose yards against Duke • Ran for 91 yards (7.0 ypc) at Virginia Tech • Had a season-high 185 (68 rush, 52 receiving, 65 kick return) all-purpose yards against Georgia Tech • Had a game-high 99 yards on 16 carries

versus No. 1 Clemson • Rushed for 17 yards, had an 11-yard TD reception and a career-long 75 yard kickoff return against App State • Had team-high 96 yards rushing (7.4 ypc) on 13 carries and scored an 11-yard receiving TD at Wake Forest • Ran for 77 yards against South Carolina.

2018

Posted 597 yards and two TDs on 84 carries in nine games as a sophomore • His 7.1 yards per carry average was 5th best in the ACC • Caught 25 passes for 135 yards and a TD • Earned ACC Running Back of the Week honors by exploding for 165 yards on 18 carries against Virginia Tech • Tallied 148 yards and a TD on 18 rushes at Duke.

2017

A stellar freshman year saw him score a team-leading eight rushing TDs and finish with 559 yards on 97 carries in 2017.

Career Highs

Rush Atts: 20 at Georgia Tech (10/5/19)	Receptions: 8 at Duke (11/10/18)
Rush Yards: 165 vs. Virginia Tech (10/13/18)	Receiving Yds: 52 at Georgia Tech (10/5/19)
Rush TDs: 3 vs. Mercer (11/23/19)	Receiving TDs: 1, four times
Long rush: 60 (TD) vs. Mercer (11/23/19)	Long reception: 41 at Ga. Tech (10/5/19)
KO Returns: 4 vs. App State (9/21/19)	KO Return Yds: 123 vs. App State (9/21/19)
All-Purpose Yards: 185 at Ga. Tech (10/5/19)	Long KO Return: 75 vs. App State (9/21/19)

24	Antonio Williams	RB	5-11	215	Sr.
----	------------------	----	------	-----	-----

Ran for 65 yards and scored first rushing TD of the season against Mercer • Posted third career 100-yard game with 107 yards against Pitt • Had career long 59 yard run at Pitt • Ran for 50 yards on five carries against Duke • Had four carries for 24 yards at Virginia Tech • Ran for 53 yards on four carries against South Carolina • 51 of those yards came on three carries on a critical fourth-quarter drive that resulted in UNC's first TD of the game.

2018

Tallied 504 rushing yards and five TDs on 91 carries for a 5.5 per rush average over 10 games (seven starts) as a junior • Added 16 receptions for 131 yards • Rushed for 96 yards on just six carries, including a 48-yarder, at ECU • Recorded 116 yards rushing and a TD on 15 carries and 38 receiving yards on six catches at Syracuse • Earned ACC Running Back of the Week honors for his performance against the Orange.

At Ohio State

Spent freshman and sophomore seasons at Ohio State • Appeared in 13 games for the Buckeyes, including 12 as a sophomore in 2017 • Rushed 63 times for 318 yards during his time in Columbus, scoring three touchdowns and averaging 5.0 yards per carry.

Career Highs

Rush Atts: 17 at Cal (9/1/18)	Receptions: 6 at Syracuse (10/20/18)
Rush Yards: 116 at Syracuse (10/20/18)	Receiving Yds: 51 at Virginia (10/27/18)
Rush TDs: 2 vs. Pitt (9/22/18)	Receiving TDs: 0
Long rush: 59 at Pitt (11/14/19)	Long reception: 43 at Virginia (10/27/18)

25	Javonte Williams	RB	5-10	205	So.
----	------------------	----	------	-----	-----

His 88.7 rushing grade (min. 150 rushes) ranks 6th nationally among Power 5 schools according to Pro Football Focus • Ranks 7th in the ACC with 70.7 yards rushing per game • His 33 runs of 10 or more yards is 29th nationally • Has three games with 100+ rushing yards • Scored three TDs (2 rush, 1 receiving) and 100 all-purpose yards (58 rush, 42 receiving) at NC State • Rushed for 98 yards on 16 carries against Virginia • Had 111 yards on the ground against Duke • Rushed for a career-high 144 yards and had a TD in the 38-22 win at Georgia Tech • Had 49 yards and a TD against No. 1 Clemson • Led Carolina in rushing with 94 yards against App State • Had 76 yards on just 10 carries (7.6 per carry) against Miami • Ran for 102 yards on 18 carries (5.7 per rush) against South Carolina.

2018

Appeared in all 11 games at running back and on special teams as a true freshman • Tallied 224 yards rushing and five TDs on 43 carries for a 5.2 yards per rush average • Added eight catches for 58 yards and six tackles on special teams • Came on late in the season and posted 93 rushing yards and three TDs and two catches for 38 yards versus Western Carolina • Posted 83 yards and a score against NC State.

Career Highs

Rush Atts: 22 vs. Duke (10/26/19)	Receptions: 3, three times, last at NCSU (11/30/19)
Rush Yards: 144 at Georgia Tech (10/5/19)	Receiving Yds: 42 at NC State (11/30/19)
Rush TDs: 3 vs. Western Carolina (11/17/18)	Receiving TDs: 1 at NC State (11/30/19)
Long rush: 40 vs. Duke (10/26/19)	Long reception: 35 vs. WCU (11/17/18)



ROSTER NOTES

Wide Receivers

No.	Name	Pos.	Ht.	Wt.	Yr.
2	Dyami Brown	WR	6-1	195	So.

Third team All-ACC selection • Named ACC Receiver of the Week twice • Ranked 9th nationally among WRs (2nd in ACC) at 20.6 yards per catch (min. 2 catches/game) and 11 receiving TDs • 8th in ACC with 78.9 receiving yards per game • Had 150 yards on six catches and a TD at NC State • Caught five balls for 35 yards and a TD at Pitt • Set career highs with three TDs, 202 yards and six catches against Virginia • 202 yards is 7th most in UNC history • Grabbed six balls for 77 yards a TD in the 38-22 win at Georgia Tech • Had three catches for 63 yards and a 40-yard TD against No. 1 Clemson • Had a 55-yard reception and a 17-yard TD at Wake Forest as part of a three-catch, 84-yard performance • Connected on a 62-yard catch-and-run for a TD as part of an 80-yard, four reception evening against Miami • Completed an 18 yard pass to Sam Howell against the Hurricanes • His acrobatic TD catch against South Carolina resulted in the No. 1 play on SportsCenter Top 10 • Had four catches for 69 yards in his hometown of Charlotte against the Gamecocks.

2018

Saw action in 10 games, starting six, at wide receiver as a true freshman • Caught 17 passes for 173 yards and a TD • Recorded three receptions for 24 yards at ECU • Notched two receptions and his first career TD against Pitt.

Career Highs

Receptions: 6, three times, last at NC State (11/30/19)
 Receiving Yds: 202 vs. Virginia (11/2/19)
 Receiving TDs: 3 vs. Virginia (11/2/19)
 Long reception: 62 (TD) vs. Miami (9/7/19)

15	Beau Corrales	WR	6-4	210	Jr.
----	---------------	----	-----	-----	-----

Ranks 3rd on team in catches (36), yards (493) and TDs (6) • Scored a receiving TD in four-straight games • Caught four balls for 59 yards at NC State • Had a career-high 92 yards on five catches and a TD at Pitt • Had five catches for 48 yards and a TD at Virginia Tech • Scored at Georgia Tech along with five catches for 54 yards • Had a TD reception against No. 1 Clemson • Registered a career-high six catches for 84 yards against App State • Hauled in the game-winning TD on a 17-yard connection with Sam Howell in the season-opening victory over South Carolina • Named to Earl Campbell Tyler Rose Award Watch List.

2018

Caught 18 balls for 220 yards and a TD.

Career Highs

Receptions: 6 vs. Appalachian State (9/21/19)
 Receiving Yds: 92 at Pitt (11/14/19)
 Receiving TDs: 2, vs. Miami (10/28/17)
 Long reception: 44 (TD) vs. Western Carolina (11/18/17)

3	Antoine Green	WR	6-2	210	So.
---	---------------	----	-----	-----	-----

Had two catches for 62 yards and a 50-yard TD against Virginia • Scored his first career TD, a 68 yard reception at Virginia Tech • Missed the App State, Wake Forest and Clemson games with a lower-body injury.

2018

Appeared in five games at wide receiver and on special teams during true freshman season • Posted four receptions for 45 yards • Made his first career catch at ECU for 12 yards • Tallied two catches for 45 yards at Syracuse before suffering a season-ending injury against the Orange.

Career Highs

Receptions: 2, at Syracuse (10/20/18) & vs. Virginia (11/2/19)
 Receiving Yds: 68, at Virginia Tech (10/19/19)
 Receiving TDs: 1, at Virginia Tech (10/19/19) & vs. Virginia (11/2/19)
 Long reception: 68 (TD), at Virginia Tech (10/19/19)

4	Rontavius "Toe" Groves	WR	5-11	195	Jr.
---	------------------------	----	------	-----	-----

Caught three balls for 24 yards against Mercer • Had two catches for nine yards at Pitt • Scored his first TD of the season at Virginia Tech • Came up with 47 yards on three catches against Georgia Tech • Had two catches for 10 yards against No. 1 Clemson • Grabbed four balls for 37 yards versus App State • Had a critical 20-yard reception on 4th-and-17 on UNC's game-winning TD drive against Miami • Had three catches for a career-high 41 yards against the Hurricanes • Registered three receptions for 35 yards in the win over South Carolina • Rushed once for eight yards • Recipient of the Muscle Milk Male Athlete of the Year award, presented by the Collegiate and Professional Sports Dietitians Association (CPSDA). This award recognizes one athlete whose athletic accomplishments reflect dedication to sports nutrition.

2018

Had 10 receptions for 183 yards and a TD • Missed most of 2016 & '17 due to injury.

Career Highs

Receptions: 4 vs. Appalachian State (9/21/19)
 Receiving Yds: 77 vs. Western Carolina (11/17/18)
 Receiving TDs: 1, twice, last at Virginia Tech (10/19/19)
 Long reception: 54 vs. Western Carolina (11/17/18)

5	Dazz Newsome	WR	5-11	190	Jr.
---	--------------	----	------	-----	-----

Second team All-ACC selection • Has a catch in 28-straight games • Ranks 4th in the ACC with 86.1 receiving yards per game • 8th in ACC in receptions (64), receiving yards (947) and 7th in TDs (8) • 46 of 64 catches have resulted in a first down (1st in ACC, 14th in P5) • Had seven catches for 130 yards and a TD at NC State • Named ACC Receiver of the Week and to Pro Football Focus ACC Team of the Week after setting career highs with 11 catches for 170 yards and a TD at Pitt • Caught four balls for 65 yards against Virginia • Had 103 yards and a TD on four catches against Duke • Registered first career 2 TD game at Virginia Tech as part of 9-catch, 112-yard performance • Had eight catches for 81 yards and a TD at Georgia Tech • Snagged a 21-yard TD as part of an 88-yard, six reception game versus App State • Had a team-high seven catches for 62 yards at Wake Forest • Registered the game-winning TD with a 10-yard diving catch in the corner of the end zone with 1:01 left in the fourth quarter against Miami • Finished with 46 yards on two catches • Led Carolina with 74 yards receiving on four catches against South Carolina • Had one punt return for 15 yards.

2018

Was one of only seven players nationally in 2018 to score TDs by rush, reception and punt return • In 2018, hauled in 44 receptions for 506 yards and two TDs as a receiver • Added 96 yards rushing and a TD on seven carries • Returned six kickoffs for 125 yards (20.8 ypr) and 19 punts for 286 yards (15.1 ypr) and a TD • Tallied 1,103 all-purpose yards on the season, an average of 92.1 yards per game.

Career Highs

Receptions: 11 at Pitt (11/14/19) Rush Attempts: 3, twice in 2017
 Receiving Yds: 170 at Pitt (11/14/19) Rush Yards: 84 at Duke (11/10/18)
 Receiving TDs: 2, at Virginia Tech (10/19/19) Rush TDs: 1 at Duke (11/10/18)
 Long reception: 57 at NC State (11/30/19) Long Rush: 84 (TD) at Duke (11/10/18)
 KO Returns: 2, twice, last at Duke (11/10/18) Punt Returns: 3, 3 times in 2018
 KO Return Yds: 53 at Miami (9/27/18) Punt Return Yds: 82 vs. WCU (11/17/18)
 Long KO Return: 34 at Miami (9/27/18) Long Punt Return: 75 (TD) at SYR (10/20/18)
 All-Purpose Yards: 205 at Duke (11/10/18)

Tight Ends

No.	Name	Pos.	Ht.	Wt.	Yr.
80	Jake Bargas	TE	6-2	250	Sr.

Has career numbers of 20 receptions for 180 yards and two TDs in 46 games • Had a 4-yard TD against Mercer on his Senior Day • Caught eight passes for 80 yards and a TD in 2018 while making five starts and appearing in all 11 games.

Career Highs

Receptions: 3 vs. Louisville (9/9/17)
 Receiving Yds: 41 vs. Western Carolina (11/17/18)
 Receiving TDs: 1 vs. Western Carolina (11/17/18) & vs. Mercer (11/23/19)
 Long reception: 38 (TD) vs. Western Carolina (11/17/18)

86	Carl Tucker	TE	6-2	248	Sr.
----	-------------	----	-----	-----	-----

Scored his first TD of the season from 12 yards out as part of a three reception, 34-yard performance against App State • Missed the Georgia Tech and Wake Forest games with injury • Had one catch for 16 yards against Miami • Named to John Mackey Award Watch List.

2018

Posted 16 receptions for 265 yards and two TDs as a junior. • Registered a career long 80-yard reception as part of a two-catch, 123-yard performance versus Virginia Tech.

2016

Also had a 54-yard TD reception off a slant pass from Mitch Trubisky against Duke.

Career Highs

Receptions: 3, five times, last vs. Appalachian State (9/21/19)
 Receiving Yds: 123 vs. Virginia Tech (10/13/18)
 Receiving TDs: 1, four times, last vs. Appalachian State (9/21/19)
 Long reception: 80 vs. Virginia Tech (10/13/18)

84	Garrett Walston	TE	6-4	245	Jr.
----	-----------------	----	-----	-----	-----

Had a career-best four receptions for 29 yards at Virginia Tech • Scored his first collegiate TD at Georgia Tech • Had two catches for 29 yards against the Yellow Jackets • Caught a 2-point conversion at Wake Forest.

Career Highs

Receptions: 4 at Virginia Tech (10/19/19)
 Receiving Yds: 29, twice, last at Virginia Tech (10/19/19)
 Receiving TDs: 1 at Georgia Tech (10/5/19)
 Long reception: 16 (TD) at Georgia Tech (10/5/19)

Defensive Linemen

No.	Name	Pos.	Ht.	Wt.	Yr.
92	Aaron Crawford	DL	6-2	290	Sr.

Honorable Mention All-ACC • Active team leader with 34 career starts • 2nd on team with 8.0 TFLs • Has 49 tackles and 3.0 sacks this season • His 30 stops (tackles that constitute a "failure" for the offense) is 5th among all Power 5 interior DL, according to Pro Football Focus • His 91.2 run defensive grade is the 2nd best among P5 interior DL, according to PFF • Registered three tackles, a TFL and a forced fumble at Pitt • Had six tackles each in games against both Duke and Virginia Tech • Had a career-high 2.5 TFLs against Georgia Tech • Had two tackles and a QBH against No. 1 Clemson • Had seven tackles versus App State • Had seven tackles, 1.5 TFL and one sack against Miami • Had six total tackles, two tackles for losses and one sack for six yards in the victory over South Carolina • Graded out at 83.8 according to PFF versus the Gamecocks, the highest figure from the Tar Heel defense line • Returns from a junior season that was derailed by an injury suffered in fall camp that plagued him the entire 2018 season • Started 22 games between 2016 and 2017.

Career Highs

Tackles: 10 vs. The Citadel (2016) Fumble Recoveries: 1 vs. Miami (10/28/17)
TFLs: 2.5 at Georgia Tech (10/5/19) Forced fumble: 1 at Pitt (11/14/19)
Sacks: 1.0, six times, last at Georgia Tech (10/5/19)

56	Tomari Fox	DL	6-2	278	Fr.
----	------------	----	-----	-----	-----

Played in all 12 games as a true freshman, starting against App State and No. 1 Clemson • Has 26 total tackles, three QBH, 2.5 TFLs and one sack this season • Had three tackles and a TFL at NC State • Had three tackles and a forced fumble against Virginia • Made three tackles against Clemson • Tallied three tackles, a half TFL and a pressure versus App St. in his first career start • Posted three tackles at Wake Forest.

High School

Three-star prospect who was considered the No. 73 player in the state of Georgia by 247Sports • Recorded 116 tackles, 11 sacks and 19 TFL over his final three prep seasons • Earned 7A all-state, all-region and All-Gwinnett County honors as a senior • Won the 7-A state wrestling championship at 285 pounds as a senior.

Career Highs

Tackles: 3, eight times, last at NC State (11/30/19)
TFLs: 1.0 at Virginia Tech (10/19/19) & at NC State (11/30/19)
Sacks: 1 at Virginia Tech (10/19/19)
Forced fumbles: 1 vs. Virginia (11/2/19)

55	Jason Strowbridge	DL	6-5	285	Sr.
----	-------------------	----	-----	-----	-----

Third team All-ACC selection • Tied for ACC lead with three fumble recoveries • Has 6.5 TFLs, 3.0 sacks and 42 tackles this season • Had a sack and six tackles at Pitt • Set a career high with 10 tackles against Duke • Also had 2.5 TFLs, 1.5 sacks, one forced fumble and one fumble recovery against the Blue Devils • Had a then career high nine tackles at Virginia Tech • Had three tackles and 0.5 sack and 0.5 TFL against Georgia Tech • Had four tackles and a fumble recovery against No. 1 Clemson • Returned to the starting lineup against App State • Missed the Wake Forest game with a lower-body injury • Registered his third career blocked kick against Miami • Had five tackles and one sack against the Hurricanes • Had a pair of tackles and one TFL against South Carolina.

2018

Earned All-ACC honorable mention honors in 2018 after posting 36 tackles, 5.5 sacks, 7.5 TFLs and a blocked kick.

Career Highs

Tackles: 10 vs. Duke (10/26/19) Fumble Recoveries: 1, 3x, last vs. Duke (10/26/19)
TFLs: 2.5 vs. Virginia Tech (10/13/18) & vs. Duke (10/26/19)
Sacks: 2.0 vs. Virginia Tech (10/13/18)
Forced Fumbles: 1 at Georgia Tech (9/30/17) & vs. Duke (10/26/19)

Linebackers

33	Allen Cater	LB	6-4	260	Sr.
----	-------------	----	-----	-----	-----

Came up with two tackles and a 0.5 sack against Virginia • Had three tackles, a pass breakup and a QB hurry against Duke • Had three stops at Virginia Tech • Tied a career high with four tackles at Georgia Tech • Had two tackles and one TFL against No. 1 Clemson • Recorded two tackles and one TFL in the win over Miami • Had three tackles and a QB hurry against South Carolina • Started three games and appeared in six before suffering a torn ACL in 2018, tallying 12 tackles, two sacks, two pressures and a forced fumble.

Career Highs

Tackles: 4, twice, last at Georgia Tech (10/5/19)
TFLs: 1.0, five times, last vs. Clemson (9/28/19)
Sacks: 1.0, twice, last at Syracuse (2018)
Forced Fumbles: 1, twice, last at East Carolina (9/8/18)

12	Tomon Fox	LB	6-3	260	Jr.
----	-----------	----	-----	-----	-----

Second on the team with 5.0 sacks and five QBH and third with 7.5 TFLs • Had two tackles and a TFL at NC State • Registered three stops and a sack at Virginia Tech • Had five tackles, 1.0 TFL and a 0.5 sack at Georgia Tech • Set a single-game career high with 3.0 sacks against Miami, the most by a UNC player since Kareem Martin had 3.5 sacks against Pitt on Nov. 16, 2013 • Came up with two tackles and one QBH against No. 1 Clemson • Had three tackles and 1.0 TFL against App State • Had six tackles against the Hurricanes • Came up with four tackles and a 0.5 sack and TFL against South Carolina • Named to Ted Hendricks Award Preseason Watch List (top defensive end).

2018

Started all eight games he appeared in and had 27 tackles, 2.5 sacks, 8.5 TFL, seven pressures, two fumble recoveries and a blocked field goal • Had a career-high 4.0 sacks in 2017 • Represents the football team as part of UNC's Student-Athlete Advisory Council.

Career Highs

Tackles: 7 vs. Pitt (9/22/18) Forced Fumbles: 1, twice, vs. Miami (9/7/19)
TFLs: 3.0 vs. Miami (9/7/19) Fumble Recoveries: 1, twice, last vs. Western Carolina (11/17/18)
Sacks: 3.0 vs. Miami (9/7/19)

44	Jeremiah Gemmel	LB	6-1	228	So.
----	-----------------	----	-----	-----	-----

Second on the team with 79 tackles • Leads UNC with three forced fumbles • 19th in ACC with 6.6 tackles per game • Tied fourth on team with four QBH • Had three tackles, a forced fumble and recovery at NC State • Team-leading eight tackles at Pitt • Produced six tackles and a 0.5 sack against Virginia • Had nine tackles and 1.5 sacks against Duke • Registered a career-high 1.5 TFLs at Georgia Tech • Came up with 11 stops, 1.5 TFLs and a forced fumble at Virginia Tech • Had six tackles, a forced fumble, a PBU and a QBH against No. 1 Clemson • Had four stops against App State • Made six tackles at Wake Forest • Had a career high and game-high 14 tackles against Miami • Made first career start against South Carolina • Had five tackles and a 0.5 sack and TFL • Registered one tackle in four games in 2018.

Career Highs

Tackles: 14 vs. Miami (9/7/19)
TFLs: 1.5, three times, last vs. Duke (10/26/19)
Sacks: 1.5 vs. Duke (10/26/19)
Forced Fumbles: 1, three times, last at NC State (11/30/19)

3	Dominique Ross	LB	6-4	228	Sr.
---	----------------	----	-----	-----	-----

Veteran linebacker that has appeared in 41 career games • Has 54 tackles, 6.0 TFLs, 2.5 sacks, four PBUs and four QBHs this season • Had five tackles at NC State • Came up with seven tackles and 2.0 TFLs against Mercer • Had seven tackles, 1.0 TFL and 0.5 sack against Virginia • Became the first UNC player since Zach Brown (2011) to force a fumble, record a sack and have an interception in the same game against Duke • Had six tackles against the Blue Devils • Tied for 2nd on team with three PBU • Had five tackles at Virginia Tech • Registered five tackles and one QBH against No. 1 Clemson • Had five tackles, two TFLs and one sack against App State • Registered four tackles at Wake Forest • Had five tackles, two QB hurries and one PBU in season debut against Miami •

2018

Had 47 tackles in 2018 • Career-high nine tackles against Duke.

Career Highs

Tackles: 9 at Duke (11/10/18) Interception: 1 vs. Duke (10/26/19)
TFLs: 2.0, twice, last vs. Mercer (11/23/19) Forced fumble: 1 vs. Duke (10/26/19)
Sacks: 1.0, three times, last vs. Duke (10/26/19)

21	Chazz Surratt	LB	6-3	230	Jr.
----	---------------	----	-----	-----	-----

First team All-ACC selection • Runner-up for ACC Defensive Player of the Year • Tied for 1st in the ACC with 110 tackles and 9.2 tackles per game • Leads team with 13.5 TFLs (7th in ACC), and 6.0 sacks • Had a team-high 10 tackles, 2.0 TFLs and a sack at NC State • Posted game-high 15 tackles, 2.0 TFLs and a forced fumble against Virginia • Had 12 tackles, 1.0 sacks and a game saving interception at the goal line against Duke • His 84.7 overall grade against Duke was tops on the team according to Pro Football Focus • Had 17 tackles, 2.0 TFLs and a sack at Virginia Tech • Registered 12 tackles for the second time this season at Georgia Tech • Had a monster game against No. 1 Clemson with team-leading seven tackles, three QBH, two PBU, two TFLs and one sack • Had eight tackles and 1.0 TFL at Wake Forest • Had five tackles versus Miami • Started at linebacker for the first time against South Carolina and came up with a team-high 12 tackles, a sack, a PBU and a pressure • Made the switch to linebacker from quarterback in the spring • Brother, Sage Surratt is a first team All-ACC wide receiver at Wake Forest.

Career Highs

Tackles: 17 at Virginia Tech (10/19/19) Forced fumble: 1 vs. Virginia (11/2/19)
TFLs: 2.0, three times, last at NCSU (11/30/19) Fumble recovery: 1 vs. Mercer (11/23/19)
Sacks: 1.0, six times, last at NCSU (11/30/19) Interception: 1 vs. Duke (10/26/19)



Defensive Backs

No.	Name	Pos.	Ht.	Wt.	Yr.
-----	------	------	-----	-----	-----

1 Myles Dorn DB 6-2 205 Sr.
Honorable mention All-ACC selection • Ranks 20th in the ACC with 6.5 tackles per games • 32 career starts • Had four tackles and an interception at NC State • Had five tackles and two PBUs at Pitt • Posted six tackles and a QB hurry against Virginia • Had five tackles against Duke • Had a season high 12 tackles at Virginia Tech • Registered six tackles at Georgia Tech • Came up with three tackles against No. 1 Clemson • Had a season-high 12 tackles and two TFLs against App State • Had five tackles, 1.0 TFL, two PBUs and an INT at Wake Forest • Came up with 10 tackles against Miami • Had seven tackles playing in his hometown of Charlotte in the season opener against South Carolina.

2018

Started all 20 games he has appeared in during 2017 and 2018 • Tallied a career-high 14 tackles last season at Syracuse • Son of Torin Dorn, former UNC running back and defensive back that played for Mack Brown from 1986-89 • Brother, Torin Jr., played basketball at NC State.

Career Highs

Tackles: 14 at Syracuse (10/20/18)
TFLs: 2.0 vs. Appalachian State (9/21/19)
INTs: 2 vs. Notre Dame (10/7/17)
Forced Fumbles: 1 at ODU (9/16/17)
Fumble Recoveries: 1, twice, last at Georgia Tech (9/30/17)

16	D.J. Ford	DB	6-3	210	Jr.
----	-----------	----	-----	-----	-----

Had five tackles and a PBU at Pitt • Registered first career sack and had five tackles against Virginia • Had six tackles and a QB hurry against Duke • Posted a career high 12 tackles and a fumble recovery at Virginia Tech • Picked off his first pass at UNC in road win at Georgia Tech • Registered two tackles against No. 1 Clemson • Had five tackles against both App State and at Wake Forest • Registered four tackles against Miami • Had five tackles and 1.0 TFL for four yards against South Carolina.

2018

Started two games and appeared in nine games in the secondary • Had 15 tackles, two PBU and a forced fumble • Career-high five tackles at Duke • Redshirted 2017 season after suffering a season-ending injury in season opener against Cal.

Career Highs

Tackles: 12, at Virginia Tech (10/19/19)
TFLs: 1.0, twice, last vs. Virginia (11/2/19)
Sacks: 1.0 vs. Virginia (11/2/19)
INTs: 1 at Georgia Tech (10/5/19)
Forced Fumbles: 1 at Virginia (10/27/18)
Fumble Recovery: 1, at Virginia Tech (10/19/19)

29	Storm Duck	DB	6-1	200	Fr.
----	------------	----	-----	-----	-----

Played in all 12 games as a true freshman and started eight times • Leads team with five PBUs • Had three tackles and a PBU at NC State • Picked off first career pass against Mercer • Had a season high seven tackles against Virginia • Suffered an injury in opening drive against Duke and missed remainder of the game • Had a PBU and three tackles at Georgia Tech • Made six tackles versus Clemson • Added two stops against App State • Posted single-tackle games against Wake Forest and South Carolina.

High School

Listed as the No. 15 player in the state of South Carolina and considered a three-star prospect according to Rivals • Was a second-team All-USA South Carolina selection as a senior.

Career Highs

Tackles: 7 vs. Virginia (11/2/19)
PBU: 1, five times, last at NC State (11/30/19)
TFLs: 0
INT: 1 vs. Mercer (11/23/19)

13	Don Chapman	DB	6-1	185	Fr.
----	-------------	----	-----	-----	-----

Played in all 12 games as a true freshman and started three times • Has two interceptions, one forced fumble, one PBU and 20 total tackles • Had four tackles and an interception at NC State • Had four tackles and a forced fumble against Mercer • Had a season-high six tackles at Pitt • Had three solo tackles at Clemson.

Career Highs

Tackles: 6 at Pitt (11/14/19)
PBU: 1 at NC State (11/30/19)
INT: 1 at NC State (11/30/19)

4	Trey Morrison	DB	5-10	190	So.
---	---------------	----	------	-----	-----

Started at NC State and had three tackles, an interception, a PBU and one TFL • Returned to the lineup against Mercer after missing the Pitt game • Returned to the starting lineup and had five tackles against Virginia • Was injured in first quarter at Georgia Tech and missed remainder of game and also the following two versus Virginia Tech and Duke • Had four tackles against No. 1 Clemson • Recorded a career-high 12 tackles (all solo) at Wake Forest • Had two PBUs and one tackle against Miami • Suffered an injury in the first quarter against South Carolina and wound up with one tackle.

2018

Started 10 games and appeared in all 11 games as a true freshman • Tallied 46 tackles, two sacks, 5.5 TFL and four PBU.

Career Highs

Tackles: 12 at Wake Forest (9/13/19)
TFLs: 1.0 at NC State (11/30/19)
Sacks: 1.0 at Miami (9/27/18)
INTs: 1 at NC State (11/30/19)

10	Greg Ross	DB	6-0	188	Jr.
----	-----------	----	-----	-----	-----

Started five games in 2019 • Leads the team with five pass breakups • Had two tackles and a TFL at Pitt • Had three tackles against Duke • Had a career high two PBUs at Virginia Tech • Had five tackles and a PBU versus App State • Had two tackles at Wake Forest • Had four tackles in the win over Miami • Got the start at cornerback and responded with a career-tying six tackles against South Carolina • Had 1.0 TFL for two yards.

2018

Started six games and appeared in eight games • Tallied 31 tackles and three PBU • Posted a career-high six tackles against Pitt.

Career Highs

Tackles: 6, twice, last vs. South Carolina (8/31/19)
TFLs: 1.0, twice, last at Pitt (11/14/19)
PBU: 2, at Virginia Tech (10/19/19)
Sacks: 0
INTs: 0

Specialists

No.	Name	Pos.	Ht.	Wt.	Yr.
-----	------	------	-----	-----	-----

97 Noah Ruggles PK 6-2 185 So.
Leads the team in scoring (90 points) • Ranks 6th in points among ACC kickers • Made seven straight FG attempts before missing 55-yard attempt at NC State • 17 of 24 in field goals • Made all 39 PATs • Made both FG attempts, including a 40 yard game winner in fourth quarter against Duke • Made a career long 49-yard FG at Wake Forest • Was 2-of-3 against Miami and converted a pair of extra points • Made 3-of-4 field goals and a pair of extra points in the win over South Carolina • Third season with the program • Converted a pair of PAT attempts against Western Carolina in 2018 after redshirting in 2017 • No. 9 kicker in the nation according to 247sports.com coming out of high school.

Career Highs

FG Made: 3 vs. South Carolina (8/31/19)
FG Attempted: 4, twice, last at Virginia Tech (10/19/19)
Long FG: 49 at Wake Forest (9/13/19)
PATs Made: 6 vs. Mercer (11/23/19)
PATs Attempted: 6 vs. Mercer (11/23/19)
Points: 11, at Virginia Tech (10/19/19) & at NC State (11/30/19)

91	Ben Kiernan	P	5-11	205	Fr.
----	-------------	---	------	-----	-----

Averaging 41.3 yards on 60 punts • 13 punts have gone inside the 20 and eight have gone for 50+ yards • Averaged 44.3 yards on three punts at Pitt • Hit a season-long 63 yard punt as part of a 45.0 average over seven punts against No. 1 Clemson • Averaged 42.8 yards on four punts against App State, including a 58-yarder • Punted 10 times for an average of 46.0 yards with two inside the 20 at Wake Forest • Hit a 57-yarder and had two others of 56 yards against the Demon Deacons • Averaged 27.5 yards on four punts with one placed inside the 20 against Miami • Averaged 41.6 yards on five punts with a long of 48 yards in his collegiate debut against South Carolina • True freshman punter that was listed as the No. 11 punter nationally by 247sports.com • Born in Dublin, Ireland, and lived their 15 years before moving to North Carolina.

Career Highs

Punts: 10 at Wake Forest (9/13/19)
Punt Average: 46.0 at Wake Forest (9/13/19)
Long: 63 vs. Clemson (9/28/19)
Inside 20: 2, three times, last at NC State (11/30/19)

2019 NUMERICAL ROSTER

No.	Name	Pos.	Ht.	Wt.	Yr.	Hometown	High School/Previous School
1	Khafre Brown	WR	6-1	180	Fr.	Charlotte, N.C.	West Mecklenburg
1	Myles Dorn	DB	6-2	205	Sr.	Charlotte, N.C.	Vance
2	Dyami Brown	WR	6-1	195	So.	Charlotte, N.C.	West Mecklenburg
2	Bryce Watts	DB	6-0	168	Jr.	Toms River, N.J.	Toms River North/Virginia Tech
3	Antoine Green	WR	6-2	210	So.	Rockledge, Fla.	Rockledge
3	Dominique Ross	LB	6-4	228	Sr.	Jacksonville, Fla.	Trinity Christian Academy
4	Rontavius 'Toe' Groves	WR	5-11	195	Jr.	Nashville, Tenn.	Pearl-Cohn
4	Trey Morrison	DB	5-10	190	So.	Norcross, Ga.	Greater Atlanta Christian
5	Dazz Newsome	WR	5-11	190	Jr.	Hampton, Va.	Hampton
5	Patrice Rene	DB	6-2	208	Sr.	Ottawa, Ontario	Episcopal (Va.)
6	Bryson Richardson	DB	6-0	203	So.	Lawrenceville, Ga.	Buford
6	Javon Terry	DB	6-1	200	Fr.*	Wake Forest, N.C.	Wake Forest
7	Sam Howell	QB	6-2	225	Fr.	Indian Trail, N.C.	Sun Valley
8	Michael Carter	RB	5-10	200	Jr.	Navarre, Fla.	Navarre
8	Khadry Jackson	LB	6-1	220	Fr.	Windermere, Fla.	Windermere Prep
9	Corey Bell Jr.	WR	5-9	190	Sr.	Charlotte, N.C.	Hough
9	Cam'Ron Kelly	DB	6-2	203	Fr.	Chesapeake, Va.	Oscar Smith/Auburn
10	Greg Ross	DB	6-0	188	Jr.	Temple Hills, Md.	Potomac
10	Jace Ruder	QB	6-3	225	Fr.*	Norton, Kan.	Norton Community
11	Myles Wolfolk	DB	5-11	205	Jr.	Largo, Md.	Henry A. Wise
12	Donovan Brewington	QB	5-9	170	Fr.	Hope Mills, N.C.	South View
12	Tomon Fox	LB	6-3	260	Jr.	Lawrenceville, Ga.	Collins Hill
13	Vincent Amendola	QB	6-3	215	Fr.	Raleigh, N.C.	Leesville Road
13	Don Chapman	DB	6-1	185	Fr.	San Diego, Calif.	Lincoln
14	Jake Lawler	LB	6-4	245	So.	Charlotte, N.C.	South Mecklenburg
14	Emery Simmons	WR	6-1	190	Fr.	Parkton, N.C.	South View
15	Beau Corrales	WR	6-4	210	Jr.	Georgetown, Texas	Georgetown
15	DeAndre Hollins	DB	6-1	210	Fr.*	Tampa, Fla.	Thomas Jefferson
16	D.J. Ford	DB	6-3	210	Jr.	Ashland, Ala.	Central
17	Chris Collins	LB	6-4	240	So.	Richmond, Va.	Benedictine College Prep
17	Welton Spottsville	WR	6-1	200	Fr.	Havelock, N.C.	Havelock
18	Caleb Russell	QB	6-1	175	Fr.	Fayetteville, N.C.	Village Christian Academy
19	Austyn Chestnut	WR	5-8	175	So.	Reidsville, N.C.	Reidsville
19	Drew Homschek	DB	6-1	200	Fr.*	Wake Forest, N.C.	Wake Forest
20	Obi Egbuna	DB	5-11	171	Fr.	Charlotte, N.C.	Charlotte Christian
21	Chazz Surratt	LB	6-3	230	Jr.	Denver, N.C.	East Lincoln
23	Josh Henderson	RB	6-0	205	Fr.	Pennington, N.J.	Hun School
23	Ryan Wilkoff	WR	6-0	170	Fr.	Charlotte, N.C.	Providence
24	Eugene Asante	LB	6-2	215	Fr.	Chantilly, Va.	Westfield
24	Antonio Williams	RB	5-11	215	Sr.	New London, N.C.	North Stanly/Ohio St.
25	Tre Shaw	DB	6-0	190	So.	Ellenwood, Ga.	Cedar Grove
25	Javonte Williams	RB	5-10	215	So.	Wallace, N.C.	Wallace-Rose Hill
26	Jake Harkleroad	LB	5-11	200	Fr.	Charlotte, N.C.	Myers Park
27	Giovanni Biggers	DB	6-0	180	Fr.	Woodbridge, Va.	Boys' Latin
28	Austin Chrismon	WR	5-10	190	So.	China Grove, N.C.	South Rowan
28	Kyler McMichael	DB	6-1	200	So.	Atlanta, Ga.	Greater Atlanta Christian
29	Storm Duck	DB	6-1	200	Fr.	Boiling Springs, S.C.	Boiling Springs
29	Jeffrey Saturday	WR	5-11	185	Fr.	Dacula, Ga.	Hebron Christian Academy
30	Matthew Flint	LB	6-0	240	Fr.*	Huntsville, Ala.	Madison County
31	Alex Kopp	WR	5-10	187	Fr.	Raleigh, N.C.	Cardinal Gibbons
32	Mason Laurence	WR	5-10	185	So.	San Antonio, Texas	San Antonio Christian
33	Allen Cater	LB	6-4	260	Sr.	Hiram, Ga.	Mt. Paran Christian School
34	British Brooks	RB	5-11	205	So.	Gastonia, N.C.	Ashbrook
35	Carson Burgess	WR	5-10	170	Fr.*	Greensboro, N.C.	Southeast Guilford
38	Val Edwards	DB	6-2	190	Fr.	Raleigh, N.C.	Ravenscroft
39	Graham Eklund	DB	5-11	190	Sr.	Jackson, Miss.	Jackson Prep/Copiah-Lincoln CC
40	William Robertson	DL	6-2	190	Fr.	Austin, Texas	Westlake
42	Tyrone Hopper	LB	6-4	255	Jr.	Roswell, Ga.	Roswell
42	Nick Quigley	WR	5-11	190	Sr.	Denver, N.C.	East Lincoln
43	Hunter Sheridan	LB	6-3	245	Jr.	Charlotte, N.C.	Charlotte Latin
44	Jeremiah Gemmel	LB	6-1	228	So.	Newnan, Ga.	East Coweta
47	Noah Taylor	LB	6-2	240	Jr.	Greensboro, N.C.	Southwest Guilford
48	Dilan Gonzalez	LB	6-1	225	Fr.*	Broomfield, Colo.	Holy Family
49	Parks Cochrane	LB	5-11	230	Fr.	Charleston, S.C.	IMG Academy



2019 NUMERICAL ROSTER

No.	Name	Pos.	Ht.	Wt.	Yr.	Hometown	High School/Previous School
51	Wyatt Tunall	OL	6-7	295	Fr.	Chester, S.C.	Chester
51	Raymond Vohasek	DL	6-4	280	So.	McHenry, Ill.	McHenry/College of Dupage
52	Jahlil Taylor	DL	6-0	300	Fr.*	Vienna, Ga.	Crisp County
53	Jake Setterlind	OL	6-5	320	Fr.*	Asheville, N.C.	A.C. Reynolds
54	Avery Jones	OL	6-4	305	Fr.*	Havelock, N.C.	Havelock
55	Ty Murray	OL	6-4	332	Fr.	Carrollton, Ga.	Carrollton
55	Jason Strowbridge	DL	6-5	285	Sr.	Deerfield Beach, Fla.	Deerfield Beach
56	Tomari Fox	DL	6-2	278	Fr.	Lawrenceville, Ga.	Collins Hill
56	Billy Ross	OL	6-5	315	So.	Huntington, W.Va.	Huntington
58	Nick Polino	OL	6-3	305	Gr.	Buford, Ga.	Buford
58	Lancine Turay	DL	6-5	280	Fr.*	Newark, N.J.	Irvington
60	Trevor Collins	DS	6-2	235	Jr.	Ramseur, N.C.	Eastern Randolph
61	Drew Little	DS	6-1	225	Fr.	Richfield, N.C.	North Stanly
62	Braxton Link	RB	6-1	205	Fr.	Glen Alpine, N.C.	Patton
63	Ed Montilus	OL	6-3	315	Fr.*	Apopka, Fla.	Apopka
65	Nick Mackovic	OL	6-2	305	Fr.*	Greensboro, N.C.	Page
66	Tobechi Nwokeji	OL	6-5	305	So.	Randolph, Mass.	Thayer Academy
67	Charlie Heck	OL	6-8	315	Sr.	Kansas City, Mo.	Rockhurst
68	Brian Anderson	OL	6-2	302	So.	Montgomery, Ala.	Montgomery Catholic
69	Quiron Johnson	DL	6-1	305	So.	Reidsville, N.C.	Reidsville
70	Noland Brown	OL	6-1	300	Fr.	Bryson City, N.C.	Swain County
71	Triston Miller	OL	6-4	289	Fr.	Charlotte, N.C.	Charlotte Country Day
72	Asim Richards	OL	6-4	285	Fr.	Philadelphia, Pa.	Haverford School
73	Marcus McKethan	OL	6-7	332	So.	Barnwell, S.C.	Barnwell
74	Jordan Tucker	OL	6-7	335	So.	Roswell, Ga.	Roswell
75	Joshua Ezeudu	OL	6-5	325	Fr.*	Lawrenceville, Ga.	Archer
76	William Barnes	OL	6-4	318	Fr.*	Apopka, Fla.	Apopka
78	Layton Barber	OL	6-5	325	Jr.	West End, N.C.	Pinecrest
79	Hunter Shope	OL	6-3	250	Fr.	Murphy, N.C.	Murphy
80	Jake Bargas	TE	6-2	250	Sr.	Boca Raton, Fla.	St. Andrews
81	Will Crowley	TE	6-1	200	Fr.	Winston-Salem, N.C.	R.J. Reynolds
82	Brandon Fritts	TE	6-3	250	Gr.	Mentor, Ohio	Mentor
83	Justin Olson	WR	6-3	185	Fr.	Huntersville, N.C.	North Mecklenburg
84	Garrett Walston	TE	6-4	245	Jr.	Wilmington, N.C.	New Hanover
85	Dom Samson	TE	6-4	241	Jr.	Cary, N.C.	Panther Creek
86	Carl Tucker	TE	6-2	248	Sr.	Concord, N.C.	Hough
87	Noah Turner	TE	6-3	255	Jr.	Mundelein, Ill.	Carmel Catholic
88	Kamari Morales	TE	6-2	237	Fr.	Buck Lake, Fla.	Lincoln
89	Gray Goodwyn	WR	5-8	160	Fr.*	Charlotte, N.C.	Episcopal (Va.)
90	Xach Gill	DL	6-5	290	So.	Wake Forest, N.C.	Wake Forest
90	Michael Rubino	PK	6-3	215	Sr.	Apex, N.C.	Middle Creek/Appalachian St.
91	Nolan DeFranco	DL	6-6	265	Jr.	Winter Garden, Fla.	West Orange
91	Ben Kiernan	P	5-11	205	Fr.	Dublin, Ireland	Wakefield
92	Aaron Crawford	DL	6-2	290	Gr.	Ashburn, Va.	Stone Bridge
92	Nicky Solomon	PK/P	5-10	185	Fr.*	Roswell, Ga.	Centennial
93	Mats Pokela	P	5-11	190	Fr.*	Greensboro, N.C.	Baylor School (Tenn.)
93	Kristian Varner	DL	6-3	274	Fr.	Hiram, Ga.	Hiram
94	Wisdom Asaboro	DL	6-8	295	Fr.	Warri, Nigeria	Covenant Day
94	Michael Selsor	P	6-0	205	Jr.	La Canada, Calif.	La Canada/Glendale CC
95	Jonathan Kim	PK	6-1	180	Fr.	Fredericksburg, Va.	Massaponax
96	Cooper Graham	PK/P	6-1	200	So.	Asheville, N.C.	T.C. Roberson/IMG Academy
97	Noah Ruggles	PK	6-2	185	So.	Odessa, Fla.	Steinbrenner
97	Alex Nobles	LB	6-1	250	Fr.*	Rocky Mount, N.C.	Nash Central
98	Kevin Hester Jr.	DL	6-4	271	Fr.	Kennesaw, Ga.	North Cobb

2019 ALPHABETICAL ROSTER

No.	Name	Pos.	Ht.	Wt.	Yr.	Hometown	High School/Previous School
13	Vincent Amendola	QB	6-3	215	Fr.	Raleigh, N.C.	Leesville Road
68	Brian Anderson	OL	6-2	302	So.	Montgomery, Ala.	Montgomery Catholic
94	Wisdom Asaboro	DL	6-8	295	Fr.	Warri, Nigeria	Covenant Day
24	Eugene Asante	LB	6-2	215	Fr.	Chantilly, Va.	Westfield
78	Layton Barber	OL	6-5	325	Jr.	West End, N.C.	Pinecrest
80	Jake Bargas	TE	6-2	250	Sr.	Boca Raton, Fla.	St. Andrews
76	William Barnes	OL	6-4	318	Fr.*	Apopka, Fla.	Apopka
9	Corey Bell Jr.	WR	5-9	190	Sr.	Charlotte, N.C.	Hough
27	Giovanni Biggers	DB	6-0	180	Fr.	Woodbridge, Va.	Boys' Latin
12	Donovan Brewington	QB	5-9	170	Fr.	Hope Mills, N.C.	South View
34	British Brooks	RB	5-11	205	So.	Gastonia, N.C.	Ashbrook
2	Dyami Brown	WR	6-1	195	So.	Charlotte, N.C.	West Mecklenburg
1	Khafre Brown	WR	6-1	180	Fr.	Charlotte, N.C.	West Mecklenburg
70	Noland Brown	OL	6-1	300	Fr.	Bryson City, N.C.	Swain County
35	Carson Burgess	WR	5-10	170	Fr.*	Greensboro, N.C.	Southwest Guilford
8	Michael Carter	RB	5-10	200	Jr.	Navarre, Fla.	Navarre
33	Allen Cater	LB	6-4	260	Sr.	Hiram, Ga.	Mt. Paran Christian School
13	Don Chapman	DB	6-1	185	Fr.	San Diego, Calif.	Lincoln
19	Austyn Chestnut	WR	5-8	175	So.	Reidsville, N.C.	Reidsville
28	Austin Chrismon	WR	5-10	190	So.	China Grove, N.C.	South Rowan
49	Parks Cochrane	LB	5-11	230	Fr.	Charleston, S.C.	IMG Academy
17	Chris Collins	LB	6-4	240	So.	Richmond, Va.	Benedictine College Prep
60	Trevor Collins	DS	6-2	235	Jr.	Ramseur, N.C.	Eastern Randolph
15	Beau Corrales	WR	6-4	210	Jr.	Georgetown, Texas	Georgetown
92	Aaron Crawford	DL	6-2	290	Gr.	Ashburn, Va.	Stone Bridge
81	Will Crowley	TE	6-1	200	Fr.	Winston-Salem, N.C.	R.J. Reynolds
91	Nolan DeFranco	DL	6-6	265	Jr.	Winter Garden, Fla.	West Orange
1	Myles Dorn	DB	6-2	205	Sr.	Charlotte, N.C.	Vance
29	Storm Duck	DB	6-1	200	Fr.	Boiling Springs, S.C.	Boiling Springs
38	Val Edwards	DB	6-2	190	Fr.	Raleigh, N.C.	Ravenscroft
20	Obi Egbuna	DB	5-11	171	Fr.	Charlotte, N.C.	Charlotte Christian
39	Graham Eklund	DB	5-11	190	Sr.	Jackson, Miss.	Jackson Prep/Copiah-Lincoln CC
75	Joshua Ezeudu	OL	6-5	325	Fr.*	Lawrenceville, Ga.	Archer
30	Matthew Flint	LB	6-0	240	Fr.*	Huntsville, Ala.	Madison County
16	D.J. Ford	DB	6-3	210	Jr.	Ashland, Ala.	Central
56	Tomari Fox	DL	6-2	278	Fr.	Lawrenceville, Ga.	Collins Hill
12	Tomon Fox	LB	6-3	260	Jr.	Lawrenceville, Ga.	Collins Hill
82	Brandon Fritts	TE	6-3	250	Gr.	Mentor, Ohio	Mentor
44	Jeremiah Gemmel	LB	6-1	228	So.	Newnan, Ga.	East Coweta
90	Xach Gill	DL	6-5	290	So.	Wake Forest, N.C.	Wake Forest
48	Dilan Gonzalez	LB	6-1	225	Fr.*	Broomfield, Colo.	Holy Family
89	Gray Goodwyn	WR	5-8	160	Fr.*	Charlotte, N.C.	Episcopal (Va.)
96	Cooper Graham	PK/P	6-1	200	So.	Asheville, N.C.	T.C. Roberson/IMG Academy
3	Antoine Green	WR	6-2	210	So.	Rockledge, Fla.	Rockledge
4	Rontavius 'Toe' Groves	WR	5-11	195	Jr.	Nashville, Tenn.	Pearl-Cohn
26	Jake Harkleroad	LB	5-11	200	Fr.	Charlotte, N.C.	Myers Park
67	Charlie Heck	OL	6-8	315	Sr.	Kansas City, Mo.	Rockhurst
23	Josh Henderson	RB	6-0	205	Fr.	Pennington, N.J.	Hun School
98	Kevin Hester Jr.	DL	6-4	271	Fr.	Kennesaw, Ga.	North Cobb
15	DeAndre Hollins	DB	6-1	210	Fr.*	Tampa, Fla.	Thomas Jefferson
19	Drew Homschek	DB	6-1	200	Fr.*	Wake Forest, N.C.	Wake Forest
42	Tyrone Hopper	LB	6-4	255	Jr.	Roswell, Ga.	Roswell
7	Sam Howell	QB	6-2	225	Fr.	Indian Trail, N.C.	Sun Valley
8	Khadry Jackson	LB	6-1	220	Fr.	Windermere, Fla.	Windermere Prep
69	Quiron Johnson	DL	6-1	305	So.	Reidsville, N.C.	Reidsville
54	Avery Jones	OL	6-4	305	Fr.*	Havelock, N.C.	Havelock
9	Cam'Ron Kelly	DB	6-2	203	Fr.	Chesapeake, Va.	Oscar Smith/Auburn
91	Ben Kiernan	P	5-11	205	Fr.	Dublin, Ireland	Wakefield
95	Jonathan Kim	PK	6-1	180	Fr.	Fredericksburg, Va.	Massaponax



2019 ALPHABETICAL ROSTER

No.	Name	Pos.	Ht.	Wt.	Yr.	Hometown	High School/Previous School
31	Alex Kopp	WR	5-10	187	Fr.	Raleigh, N.C.	Cardinal Gibbons
32	Mason Laurence	WR	5-10	185	So.	San Antonio, Texas	San Antonio Christian
14	Jake Lawler	LB	6-4	245	So.	Charlotte, N.C.	South Mecklenburg
62	Braxton Link	RB	6-1	205	Fr.	Glen Alpine, N.C.	Patton
61	Drew Little	DS	6-0	225	Fr.	Richfield, N.C.	North Stanly
65	Nick Mackovic	OL	6-2	305	Fr.*	Greensboro, N.C.	Page
73	Marcus McKethan	OL	6-7	332	So.	Barnwell, S.C.	Barnwell
28	Kyler McMichael	DB	6-1	200	So.	Atlanta, Ga.	Greater Atlanta Christian
71	Triston Miller	OL	6-4	289	Fr.	Charlotte, N.C.	Charlotte Country Day
63	Ed Montilus	OL	6-3	315	Fr.*	Apopka, Fla.	Apopka
88	Kamari Morales	TE	6-2	237	Fr.	Buck Lake, Fla.	Lincoln
4	Trey Morrison	DB	5-10	190	So.	Norcross, Ga.	Greater Atlanta Christian
55	Ty Murray	OL	6-4	332	Fr.	Carrollton, Ga.	Carrollton
5	Dazz Newsome	WR	5-11	190	Jr.	Hampton, Va.	Hampton
97	Alex Nobles	LB	6-1	250	Fr.*	Rocky Mount, N.C.	Nash Central
66	Tobechi Nwokeji	OL	6-5	305	So.	Randolph, Mass.	Thayer Academy
83	Justin Olson	WR	6-3	185	Fr.	Huntersville, N.C.	North Mecklenburg
93	Mats Pokela	P	5-11	190	Fr.*	Greensboro, N.C.	Baylor School (Tenn.)
58	Nick Polino	OL	6-3	305	Gr.	Buford, Ga.	Buford
42	Nick Quigley	WR	5-11	190	Sr.	Denver, N.C.	East Lincoln
5	Patrice Rene	DB	6-2	208	Sr.	Ottawa, Ontario	Episcopal (Va.)
72	Asim Richards	OL	6-4	285	Fr.	Philadelphia, Pa.	Haverford School
6	Bryson Richardson	DB	6-0	203	So.	Lawrenceville, Ga.	Buford
40	William Robertson	DL	6-2	190	Fr.	Austin, Texas	Westlake
56	Billy Ross	OL	6-5	315	So.	Huntington, W.Va.	Huntington
3	Dominique Ross	LB	6-4	228	Sr.	Jacksonville, Fla.	Trinity Christian Academy
10	Greg Ross	DB	6-0	188	Jr.	Temple Hills, Md.	Potomac
90	Michael Rubino	PK	6-3	215	Sr.	Apex, N.C.	Middle Creek/Appalachian St.
10	Jace Ruder	QB	6-3	225	Fr.*	Norton, Kan.	Norton Community
97	Noah Ruggles	PK	6-2	185	So.	Odessa, Fla.	Steinbrenner
18	Caleb Russell	QB	6-1	175	Fr.	Fayetteville, N.C.	Village Christian Academy
85	Dom Samson	TE	6-4	241	Jr.	Cary, N.C.	Panther Creek
29	Jeffrey Saturday	WR	5-11	185	Fr.	Dacula, Ga.	Hebron Christian Academy
94	Michael Selsor	P	6-0	205	Jr.	La Canada, Calif.	La Canada/Glendale CC
53	Jake Setterlind	OL	6-5	320	Fr.*	Asheville, N.C.	A.C. Reynolds
25	Tre Shaw	DB	6-0	190	So.	Ellenwood, Ga.	Cedar Grove
43	Hunter Sheridan	LB	6-3	245	Jr.	Charlotte, N.C.	Charlotte Latin
79	Hunter Shope	OL	6-3	250	Fr.	Murphy, N.C.	Murphy
14	Emery Simmons	WR	6-1	190	Fr.	Parkton, N.C.	South View
92	Nicky Solomon	PK/P	5-10	185	Fr.*	Roswell, Ga.	Centennial
17	Welton Spottsville	WR	6-1	200	Fr.	Havelock, N.C.	Havelock
55	Jason Strowbridge	DL	6-5	285	Sr.	Deerfield Beach, Fla.	Deerfield Beach
21	Chazz Surratt	LB	6-3	230	Jr.	Denver, N.C.	East Lincoln
52	Jahlil Taylor	DL	6-0	300	Fr.*	Vienna, Ga.	Crisp County
47	Noah Taylor	LB	6-2	240	Jr.	Greensboro, N.C.	Southwest Guilford
6	Javon Terry	DB	6-1	200	Fr.*	Wake Forest, N.C.	Wake Forest
86	Carl Tucker	TE	6-2	248	Sr.	Concord, N.C.	Hough
74	Jordan Tucker	OL	6-7	335	So.	Roswell, Ga.	Roswell
51	Wyatt Tunall	OL	6-7	295	Fr.	Chester, S.C.	Chester
58	Lancine Turay	DL	6-5	280	Fr.*	Newark, N.J.	Irvington
87	Noah Turner	TE	6-3	255	Jr.	Mundelein, Ill.	Carmel Catholic
93	Kristian Varner	DL	6-3	274	Fr.	Hiram, Ga.	Hiram
51	Raymond Vohasek	DL	6-4	280	So.	McHenry, Ill.	McHenry/College of Dupage
84	Garrett Walston	TE	6-4	245	Jr.	Wilmington, N.C.	New Hanover
2	Bryce Watts	DB	6-0	168	Jr.	Toms River, N.J.	Toms River North/Virginia Tech
23	Ryan Wilkoff	WR	6-0	170	Fr.	Charlotte, N.C.	Providence
24	Antonio Williams	RB	5-11	215	Sr.	New London, N.C.	North Stanly/Ohio St.
25	Javonte Williams	RB	5-10	215	So.	Wallace, N.C.	Wallace-Rose Hill
11	Myles Wolfolk	DB	5-11	205	Jr.	Largo, Md.	Henry A. Wise

2019 GAME RECAPS



Carolina 24, South Carolina 20
Aug. 31 • Bank of America Stadium
Charlotte, N.C.

CHARLOTTE (AP) — True freshman quarterback Sam Howell threw for 245 yards and two touchdowns, Myles Wolfolk had two late fourth quarter interceptions and North Carolina battled back to beat South Carolina 24-20 on Saturday in Mack Brown's return to the sideline following a five-year hiatus.

Howell capped second half drives of 98 and 95 yards with a 22-yard TD strike to Dyami Brown and a 17-yard scoring toss to Beau Corrales to give Brown his first win since 2013, when he coached at Texas.

Brown was holding back tears as he was interviewed leaving the field.

The Tar Heels' defense was strong in the second half, and Wolfolk sealed the win by intercepting Jake Bentley twice on South Carolina's final three possessions helping North Carolina register its first win over a power-conference opponent in a season opener since topping Indiana in 1997, Brown's final season in his first stint at the school.

The Tar Heels were remarkably conservative on offense in crucial situations in the first half, not wanting to put Howell in difficult situations. North Carolina ran 12 plays inside the South Carolina 25-yard line in the first half and 11 were runs. The only pass attempt resulted in a sack.

But as the game progressed, the Tar Heels began to take the handcuffs off Howell and he responded with two big TD passes and no major mistakes.

North Carolina did most of its damage on the ground though, rushing for 238 yards on 52 carries. Javonte Williams led the way with 102 yards on 18 carries.

Clemson graduate transfer Tavien Feaster, who won two national championship rings with the Tigers and ran for 1,109 yards and 13 touchdowns over the past two seasons, ran for 72 yards and a touchdown for the Gamecocks.

Bentley was limited to 142 yards passing.

South Carolina	10	3	7	0	-	20
Carolina	3	3	3	15	-	24

SC - White 32 yd field goal (11:30, 1st)
 NC - Ruggles 22 yd field goal (5:58, 1st)
 SC - Feaster 34 yd run (White kick) (3:09, 1st)
 SC - White 39 yd field goal (7:24, 2nd)
 NC - Ruggles 24 yd field goal (1:50, 2nd)
 NC - Ruggles 22 yd field goal (7:55, 3rd)
 SC - Markway 22 yd pass from Bentley (White kick) (5:10, 3rd)
 NC - D. Brown 22 yd pass from Howell (Howell rush) (14:27, 4th)
 NC - Corrales 17 yd pass from Howell (Ruggles kick) (8:26, 4th)

	SC	NC
First Downs	15	24
Rushes-Yards	31-128	52-238
Passing Yards	142	245
Comp-Att-Int	16-30-2	15-24-0
Plays-Total Yards (Avg)	61-270 (4.4)	76 - 483 (6.4)
Punts (Avg)	5 (43.2)	5 (41.6)
Fumbles-Lost	0-0	2-1
Penalties-Yards	9-75	10-90
Time of Possession	26:07	33:42

Individual Rushing Leaders (Att-Yds-TD)

S. Carolina - Feaster 13-72-1, Dowdle 11-62-0
 Carolina - J. Williams 18-102-0, Carter 16-77-0, A. Williams 4-53-0

Individual Passing Leaders (Comp-Att-INT)

S. Carolina - Bentley 16-30-2
 Carolina - Howell 15-24-0

Individual Receiving Leaders (No.-Yds)

S. Carolina - Smith 5-55, Markway 2-37, Vann 2-16
 Carolina - Newsome 4-74, D. Brown 4-69, Groves 3-35, Green 1-25, Corrales 1-17, J. Williams 1-15, Carter 1-10



Carolina 28, Miami 25
Sept. 7 • Kenan Stadium
Chapel Hill, N.C.

CHAPEL HILL, N.C. (AP) -- Sam Howell found Dazz Newsome just inside the end zone for the go-ahead touchdown with 1:01 left to help North Carolina rally past Miami 28-25 on Saturday night.

Howell's perfect throw found Newsome dragging his toes inches from the sideline to cap a stunning clutch drive led by the true freshman. Howell also completed a 20-yard pass to Rontavious Groves on fourth-and-17 to extend the drive, which came after the Tar Heels had surrendered the lead on a Miami touchdown with 4:38 left.

Michael Carter's diving-for-the-pylon 2-point conversion pushed the lead to 28-25, only to see Miami (0-2, 0-1 Atlantic Coast Conference) drive past midfield to set up a tying field-goal attempt. But Bubba Baxa's 49-yard kick went wide left, sending several Tar Heels players sprinting toward the student section to celebrate even though there were still 5 seconds left.

Howell threw for 274 yards and two touchdowns for the Tar Heels (2-0, 1-0).

Miami	3	10	6	6	-	25
Carolina	17	0	3	8	-	28

NC - Ruggles 37 yd field goal (12:58, 1st)
 NC - D. Brown 62 yd pass from Howell (Ruggles kick) (11:23, 1st)
 UM - Baxa 50 yd field goal (7:10, 1st)
 NC - J. Williams 2 yd run (Ruggles kick) (4:04, 1st)
 UM - Baxa 21 yd field goal (2:55, 2nd)
 UM - Osborn 6 yd pass from Williams (00:25, 2nd)
 NC - Ruggles 40 yd field goal (6:14, 3rd)
 UM - Harris 4 yd run (Baxa kick blocked) (2:58, 3rd)
 UM - Mallory 11 yd pass from Williams (Williams pass failed) (4:38, 4th)
 NC - Newsome 10 yd pass from Howell (Carter rush) (1:01, 4th)

	UM	NC
First Downs	27	22
Rushes-Yards	37-179	36-97
Passing Yards	309	292
Comp-Att-Int	30-39-0	17-25-0
Plays-Total Yards (Avg)	76-488 (6.4)	61-389 (6.4)
Punts (Avg)	3 (45.0)	4 (27.5)
Fumbles-Lost	2-0	1-0
Penalties-Yards	7-57	1-5
Time of Possession	35:23	24:37

Individual Rushing Leaders (Att-Yds-TD)

Miami - Dallas 14-107-0, Harris 10-60-1
 Carolina - J. Williams 10-76-1, Carter 11-30-0

Individual Passing Leaders (Comp-Att-INT)

Miami - Williams 30-39-0
 Carolina - Howell 16-24-0, D. Brown 1-1-0

Individual Receiving Leaders (No.-Yds)

Miami - Osborn 7-76, Thomas 7-51, Jordan 6-73, Harley 5-79
 Carolina - D. Brown 4-80, Groves 3-41, Corrales 3-33, Newsome 2-46, Carter 2-19, Green 1-39, Howell 1-18, Tucker 1-16



Wake Forest 24, Carolina 18
Sept. 13 • BB&T Stadium
Winston-Salem, N.C.

WINSTON-SALEM, N.C. (AP) -- Jamie Newman came up with a pair of big plays on a clock-draining fourth-quarter drive, helping Wake Forest hold off North Carolina's comeback bid for a 24-18 win Friday night.

Newman hit Scotty Washington for a 27-yard gain, then had a 4-yard scramble on third down to keep possession to help the Demon Deacons (3-0) take 5 minutes off the clock and add a field goal to a dwindling lead.

UNC (2-1) had a final drive with no timeouts with a chance for a third straight fourth-quarter comeback, but the game ended when Michael Carter didn't get out of bounds in time on a run to set up a final desperation heave from just across midfield.

Wake Forest dominated the first half to lead 21-0, only to see freshman quarterback Sam Howell lead the Tar Heels on two fourth-quarter TD drives to get back in it.

The win came in an unusual setting: a game between in-state Atlantic Coast Conference teams that was designated as a nonconference matchup that didn't count in the league standings.

The teams had agreed in 2015 to play this year and in 2021 instead of waiting until 2022 for their next ACC matchup amid the 14-team league's scheduling rotation for teams in opposite divisions.

Carolina	0	0	3	15	-	18
Wake Forest	7	14	0	3	-	24

WF - Newman 5 yd run (Sciba kick) (3:02, 1st)
 WF - Newman 6 yd run (Sciba kick) (14:54, 2nd)
 WF - Surratt 51 yd pass from Newman (Sciba kick) (12:04, 2nd)
 NC - Ruggles 49 yd field goal (00:41, 3rd)
 NC - Carter 11 yd pass from Howell (Ruggles kick) (9:21, 4th)
 NC - D. Brown 17 yd pass from Howell (Walston pass from Howell) (6:09, 4th)
 WF - Sciba 32 yd field goal (1:09, 4th)

	NC	WF
First Downs	14	21
Rushes-Yards	37-144	48-222
Passing Yards	189	214
Comp-Att-Int	18-30-0	14-26-1
Plays-Total Yards (Avg)	67-333 (5.0)	74-436 (5.9)
Punts (Avg)	10 (46.0)	8 (47.8)
Fumbles-Lost	1-1	1-0
Penalties-Yards	7-43	2-15
Time of Possession	29:21	30:39

Individual Rushing Leaders (Att-Yds-TD)

Carolina - Carter 13-96-0, J. Williams 9-27-0, Ruder 3-21-0
 Wake Forest - Walker 13-94-0, Newman 19-78-2, Beal-Smith 15-51-0

Individual Passing Leaders (Comp-Att-INT)

Carolina - Howell 17-28-0, Ruder 1-2-0
 Wake Forest - Newman 14-26-1

Individual Receiving Leaders (No.-Yds)

Carolina - Newsome 7-62, D. Brown 3-84, Carter 2-22, J. Williams 2-10
 Wake Forest - Surratt 9-169, Washington 2-31, Beal-Smith 2-17



2019 GAME RECAPS



Appalachian State 34, Carolina 31
Sept. 21 • Kenan Stadium
Chapel Hill, N.C.

CHAPEL HILL, N.C. (AP) -- Darrynton Evans rushed for three touchdowns, and Nick Hampton blocked a 56-yard field goal attempt on the final play of Appalachian State's 34-31 victory over North Carolina on Saturday in the in-state programs' first meeting in nearly 80 years.

Demetrius Taylor returned a fumble 20 yards for a key score, and Zac Thomas added 224 yards passing and another 57 on the ground to help the Mountaineers (3-0) beat a power-conference opponent for the first time since that unforgettable upset of Michigan 12 years ago.

That one ended on a blocked field goal -- and so did this one, with Appalachian State swatting away Noah Ruggles' kick at the buzzer that would have forced overtime.

Evans scored on runs of 5, 2 and 3 yards while Chandler Staton kicked early field goals of 31 and 43 yards for Appalachian State, off to its best start since the 2010 team won its first eight games.

Sam Howell threw three touchdown passes for the Tar Heels (2-2) -- who trailed entering the fourth quarter for the fourth straight game. His 2-yard touchdown run with 3:01 left pulled them within three points.

North Carolina then took over at its 20 with 30 seconds left after forcing a punt, and Howell hit Dazz Newsome twice to set up Ruggles' long field goal.

Howell finished 27 of 41 for 323 yards with touchdowns of 21 yards to Newsome on the first play from scrimmage, 11 yards to Michael Carter and 12 yards to Carl Tucker. The freshman also had three turnovers -- his first two interceptions and a fumble -- that led to 14 points for App State.

Appalachian State	13	14	7	0	-	34
Carolina	7	10	7	7	-	31

NC - Newsome 21 yd pass from Howell (Ruggles kick) (14:43, 1st)
 APP - Staton 31 yd field goal (11:06, 1st)
 APP - Staton 43 yd field goal (4:42, 1st)
 APP - Taylor 20 yd fumble recovery (Staton kick) (3:39, 1st)
 APP - Evans 5 yd run (Staton kick) (12:29, 2nd)
 NC - Ruggles 25 yd field goal (6:57, 2nd)
 APP - Evans 2 yd run (Staton kick) (2:56, 2nd)
 NC - Carter 11 yd pass from Howell (Ruggles kick) (00:01, 2nd)
 NC - Tucker 12 yd pass from Howell (Ruggles kick) (4:18, 3rd)
 APP - Evans 3 yd run (Staton kick) (2:11, 3rd)
 NC - Howell 2 yd run (Ruggles kick) (3:01, 4th)

	APP	NC
First Downs	16	29
Rushes-Yards	35-161	40-146
Passing Yards	224	323
Comp-Att-Int	20-29-1	27-42-2
Plays-Total Yards (Avg)	64-385 (6.0)	82-469 (5.7)
Punts (Avg)	5 (49.6)	4 (42.8)
Fumbles-Lost	0-0	2-1
Penalties-Yards	6-50	5-40
Time of Possession	29:29	30:31

Individual Rushing Leaders (Att-Yds-TD)
 App State - Evans 19-78-3, Thomas 6-57-0, Harrington 6-15-0
 Carolina - J. Williams 16-94-0, Howell 11-24-1, Carter 8-17-0

Individual Passing Leaders (Comp-Att-INT)
 App State - Thomas 20-29-1
 Carolina - Howell 27-41-2

Individual Receiving Leaders (No.-Yds)
 App State - Sutton 7-58, Hennigan 6-90, Williams 6-78
 Carolina - Newsome 6-88, Corrales 6-84, D. Brown 4-51, Groves 4-37, Tucker 3-34, J. Williams 2-11, Carter 2-11, A. Williams 1-7



Clemson 21, Carolina 20
Sept. 28 • Kenan Stadium
Chapel Hill, N.C.

CHAPEL HILL, N.C. (AP) -- Trevor Lawrence connected with Tee Higgins on a 38-yard touchdown pass with 9:54 left and top-ranked Clemson stopped a late 2-point conversion to hold off North Carolina 21-20 on Saturday.

The Tigers (5-0, 3-0 Atlantic Coast Conference) had trouble all day in trying to extend their school-record winning streak to 20 games. They didn't go ahead for good until Lawrence's scoring strike in the fourth, then came up with the clinching stop after the Tar Heels pulled within a point with 1:17 left on Javonte Williams' short run.

The Tar Heels (2-3, 1-1) went for 2 and the lead, but the Tigers strung out Sam Howell's option run to the right and dragged him down short of the end zone to effectively clinch the win -- though it was far tougher than expected as a 27-point road favorite.

The Tar Heels gave themselves a shot late, but fell to 0-11 against No. 1-ranked teams in The Associated Press college football poll.

Clemson	0	14	0	7	-	21
Carolina	7	7	0	6	-	20

NC - Brown 40 yd pass from Howell (Ruggles kick) (13:15, 1st)
 CU - Etienne 13 yd run (Potter kick) (12:43, 2nd)
 NC - Corrales 10 yd pass from Howell (Ruggles kick) (7:55, 2nd)
 CU - Lawrence 3 yd run (Potter kick) (00:33, 2nd)
 CU - Higgins 38 yd pass from Lawrence (Potter kick) (9:54, 4th)
 NC - J. Williams 1 yd run (Howell rush failed) (1:17, 4th)

	CU	NC
First Downs	14	14
Rushes-Yards	31-125	36-146
Passing Yards	206	144
Comp-Att-Int	18-30-0	15-27-0
Plays-Total Yards (Avg)	61-331 (5.4)	63-290 (4.6)
Punts (Avg)	5 (45.8)	7 (45.0)
Fumbles-Lost	1-1	0-0
Penalties-Yards	6-30	3-20
Time of Possession	28:11	31:49

Individual Rushing Leaders (Att-Yds-TD)
 Clemson - Etienne 14-67-1, Lawrence 11-45-1, Dixon 4-20-0
 Carolina - Carter 16-99-0, J. Williams 10-49-1

Individual Passing Leaders (Comp-Att-INT)
 Clemson - Lawrence 18-30-0
 Carolina - Howell 15-27-0

Individual Receiving Leaders (No.-Yds)
 Clemson - Higgins 6-129, Ross 3-47, Rodgers 3-12, Chalk 2-16
 Carolina - Brown 3-62, Corrales 3-25, J. Williams 2-35, Newsome 2-16, Groves 2-10



Carolina 38, Georgia Tech 22
Oct. 5 • Bobby Dodd Stadium
Atlanta, Ga.

ATLANTA (AP) -- Sam Howell threw four touchdown passes and North Carolina suffered no letdown from last week's narrow loss to the nation's No. 1 team, snapping a three-game losing streak with a 38-22 victory over Georgia Tech on Saturday.

Howell, a freshman making his sixth career start, completed 33 of 51 passes for a career-high 376 yards as North Carolina piled up a season-high 587 yards of total offense and Javonte Williams ran 17 times for a career-high 138 yards and a TD.

The Tar Heels (3-3, 2-1 Atlantic Coast Conference) won the game convincingly, going up 24-7 early in the final period on Howell's 18-yard TD pass to Dyami Brown in the left corner of the end zone and 31-15 on the next possession when tight end Garrett Watson caught a short pass near the right sideline and scored a 16-yard touchdown.

Georgia Tech (1-4, 0-2) has lost three straight with the nation's lowest-scoring offense and had gone seven quarters without a touchdown before cutting the lead to 17-7 in the third quarter.

Redshirt freshman James Graham made his first career start for the Yellow Jackets and shared early snaps with running QB Tobias Oliver. The offense took a big blow early in the second when Graham threw a deep interception to Don Chapman at the Tar Heel 32. North Carolina scored its first touchdown on the ensuing drive.

North Carolina led 17-0 at halftime on Noah Ruggles' 32-yard field goal, Dazz Newsome's 20-yard touchdown catch and Beau Corrales' 6-yard TD reception. Outside linebacker Tomon Fox had a sack in the second and nose tackle Aaron Crawford had a sack in the third.

Carolina	3	14	0	21	-	38
Georgia Tech	0	0	7	15	-	22

NC - Ruggles 32 yd field goal (5:59, 1st)
 NC - Newsome 20 yd pass from Howell (Ruggles kick) (6:30, 2nd)
 NC - Corrales 6 yd pass from Howell (Rugles kick) (00:13, 2nd)
 GT - Carter 28 yd pass from Graham (King kick) (7:29, 3rd)
 NC - D. Brown 18 yd pass from Howell (Ruggles kick) (14:18, 4th)
 GT - Mason 2 yd run (Davis pass from Graham) (12:25, 4th)
 NC - Walston 16 yd pass from Howell (Ruggles kick) (9:53, 4th)
 NC - J. Williams 3 yd run (Ruggles kick) (3:24, 4th)
 GT - Brown 32 yd pass from Graham (King kick) (1:45, 4th)

	NC	GT
First Downs	34	14
Rushes-Yards	46-211	29-150
Passing Yards	376	171
Comp-Att-Int	33-51-1	11-24-2
Plays-Total Yards (Avg)	97-587 (6.1)	53-321 (6.1)
Punts (Avg)	4 (39.5)	7 (42.0)
Fumbles-Lost	2-0	1-0
Penalties-Yards	6-61	3-25
Time of Possession	36:54	23:06

Individual Rushing Leaders (Att-Yds-TD)
 Carolina - J. Williams 20-144-1, Carter 20-68-0, Howell 5-1-0
 Georgia Tech - Mason 8-62-1, Graham 13-65-0, Howard 3-31-0, Oliver 3-11-0

Individual Passing Leaders (Comp-Att-INT)
 Carolina - Howell 33-51-1
 Georgia Tech - Graham 11-24-2

Individual Receiving Leaders (No.-Yds)
 Carolina - Newsome 8-81, D. Brown 6-77, Corrales 5-54, Carter 5-52, Groves 3-47, J. Williams 3-25, Walston 2-29, Simmons 1-11
 Georgia Tech - Sanders 3-67, Carter 3-45, Brown 1-32, Deveney 1-11



2019 GAME RECAPS



Carolina 41, Virginia Tech 43 (6OT)
Oct. 19 • Lane Stadium
Blacksburg, Va.

BLACKSBURG, VA. (AP) — Quincy Patterson's two-point conversion run in the sixth overtime lifted Virginia Tech to a wild 43-41 victory over North Carolina on Saturday in the longest game in ACC history.

Both teams squandered opportunities to win the game in earlier overtime periods, as Virginia Tech kicker Brian Johnson missed game-winning attempts from 41 and 42 yards and North Carolina kicker Noah Ruggles missed from 35 yards and had a 44-yard attempt blocked.

The game marked the debut of college football's new overtime rules, which now call for going for two points after the fourth overtime. In the fifth overtime, Virginia Tech (5-2, 2-2 ACC) had the ball first, but Patterson's pass to Damon Hazelton was broken up by the Tar Heels' Storm Duck, giving the Tar Heels an opportunity to win the game.

North Carolina (3-4, 2-2 ACC), though, couldn't convert. Virginia Tech's Khalil Ladler read an option play perfectly and tackled Michael Carter for a loss, sending the game into a sixth overtime. The Tar Heels received the ball first, but quarterback Sam Howell was tackled for a loss, setting up Patterson's game-winning conversion.

The loss spoiled an outstanding game by Howell, who completed 26 of 49 for 348 yards and five touchdowns.

Patterson played the majority of the second half for the Hokies after starting quarterback Hendon Hooker went down with an injury late in the first half. He rushed for 122 yards on 21 carries and threw for 54 yards to pace the Hokies.

Carolina	10	7	7	7	3	7	0	0	0	0	-	41
Virginia Tech	7	14	0	10	3	7	0	0	0	2	-	43

NC - Newsome 47 yd pass from Howell (Ruggles kick) (14:12, 1st)
 NC - Ruggles 26 yd field goal (10:47, 1st)
 VT - Turner 55 yd pass from Hooker (Johnson kick) (00:02, 1st)
 NC - Newsome 10 yd pass from Howell (Ruggles kick) (6:55, 2nd)
 VT - McCleave 2 yd run (Johnson kick) (3:29, 2nd)
 VT - Hazelton 11 yd pass from Willis (Johnson kick) (00:19, 2nd)
 NC - Groves 6 yd pass from Howell (Ruggles kick) (9:27, 3rd)
 VT - Johnson 23 yd field goal (9:29, 4th)
 NC - Green 68 yd pass from Howell (Ruggles kick) (5:11, 4th)
 VT - Patterson II 53 yd run (Johnson kick) (4:31, 4th)
 VT - Johnson 38 yd field goal (OT)
 NC - Ruggles 29 yd field goal (OT)
 NC - Corrales 8 yd pass from Howell (Ruggles kick) (2OT)
 VT - Hazelton 18 yd pass from Patterson II (Johnson kick) (2OT)
 VT - Patterson II 2-pt conversion rush (6OT)

	NC	VT
First Downs	23	23
Rushes-Yards	40-143	60-254
Passing Yards	348	236
Comp-Att-Int	26-49-0	14-21-0
Plays-Total Yards (Avg)	89-491 (5.5)	81-490 (6.0)
Punts (Avg)	7 (39.6)	6 (49.2)
Fumbles-Lost	0-0	3-2
Penalties-Yards	6-69	5-36
Time of Possession	27:08	32:52

Individual Rushing Leaders (Att-Yds-TD)
 Carolina - Carter 13-91-0, J. Williams 11-37-0, A. Williams 4-22-0
 Virginia Tech - Patterson II 21-122-1, McCleave 13-72-1, Hooker 10-41-0, Keene 7-25-0
Individual Passing Leaders (Comp-Att-INT)
 Carolina - Howell 26-49-0
 Virginia Tech - Hooker 8-12-0, Patterson II 3-6-0, Willis 3-3-0
Individual Receiving Leaders (No.-Yds)
 Carolina - Newsome 9-112, Corrales 5-48, Walston 4-29, Groves 3-27, D. Brown 2-53, Green 1-68, J. Williams 1-14
 Virginia Tech - Turner 5-106, Hazelton 3-43, Mitchell 2-23, Robinson 1-22, McCleave 1-19, Keene 1-18



Carolina 20, Duke 17
Oct. 26 • Kenan Stadium
Chapel Hill, N.C.

CHAPEL HILL, N.C. (AP) — Chazz Surratt picked off Deon Jackson's trick-play pass at the goal line with 14 seconds left to help North Carolina hold off rival Duke 20-17 on Saturday night.

The Blue Devils (4-4, 2-3 Atlantic Coast Conference) had pushed from their own 6-yard line inside the UNC 5-yard line on a dramatic late-game drive. But Jackson's attempted jump-pass after a handoff was snagged by Surratt, the quarterback-turned-linebacker who had leapt to deflect the ball but instead ended up corraling it for a game-saving takeaway.

The Tar Heels (4-4, 3-2) took a knee to end the game, then had their players sprinting off the sideline and across the field to reclaim the Victory Bell presented to the rivalry game winner.

Surratt's interception capped a tense final 7 minutes, which saw the Tar Heels take the lead on Noah Ruggles' 40-yard field goal only to commit a costly turnover as they were on the brink of taking a two-possession lead.

Javonte Williams ran for 111 yards for UNC, leading a ground game that had to carry the load with freshman quarterback Sam Howell under steady pressure and struggling to consistently connect downfield. But after Howell hit Dazz Newsome on a fourth-down conversion inside Duke's 5-yard line, Williams lost a fumble on a carry up the middle with 2:55 left to set up the Blue Devils' final drive.

Duke	3	0	14	0	-	17
Carolina	7	0	10	3	-	20

DU - Reed 23 yd field goal (4:33, 1st)
 NC - Corrales 29 yd pass from Howell (Kim kick) (1:36, 1st)
 NC - Newsome 47 yd pass from Howell (Ruggles kick) (13:23, 3rd)
 DU - Bracey 11 yd pass from Harris (Reed kick) (8:57, 3rd)
 DU - Harris 7 yd run (Reed kick) (8:37, 3rd)
 NC - Ruggles 34 yd field goal (3:59, 3rd)
 NC - Ruggles 40 yd field goal (7:00, 4th)

	DU	NC
First Downs	22	22
Rushes-Yards	37-100	45-205
Passing Yards	229	227
Comp-Att-Int	22-43-2	10-26-2
Plays-Total Yards (Avg)	80-329 (4.1)	71-432 (6.1)
Punts (Avg)	8 (48.5)	5 (42.2)
Fumbles-Lost	3-1	3-1
Penalties-Yards	4-19	4-34
Time of Possession	29:18	30:42

Individual Rushing Leaders (Att-Yds-TD)
 Duke - Jackson 19-91-0, Durant 4-22-0, Harris 13--9-1
 Carolina - J. Williams 22-111-0, Carter 12-64-0, A. Williams 5-50-0
Individual Passing Leaders (Comp-Att-INT)
 Duke - Harris 22-39-1
 Carolina - Howell 10-26-2
Individual Receiving Leaders (No.-Yds)
 Duke - Calhoun 6-37, Bracey 5-62, Bobo 4-51, Gray 3-29, Young 2-28, Jackson 1-19, Durant 1-3
 Carolina - Newsome 4-103, Corrales 2-70, Simmons 1-20, Carter 1-19, Walston 1-9, Groves 1-6



Virginia 38, Carolina 31
Nov. 2 • Kenan Stadium
Chapel Hill, N.C.

CHAPEL HILL, N.C. — Bryce Perkins amassed 490 total yards and accounted for five touchdowns to help Virginia beat North Carolina 38-31 on Saturday night.

Perkins threw three touchdown passes and ran for 112 yards and two scores as the Cavaliers (6-3, 4-2 Atlantic Coast Conference) became bowl-eligible for the third consecutive season.

He gave Virginia the lead for good on the second play of the second half, scrambling through North Carolina's defense for a career-long 65-yard touchdown.

The play was part of an avalanche of points for the Cavaliers, who trailed 17-10 late in the second quarter before scoring touchdowns on four consecutive possessions.

The Tar Heels twice had a chance to tie the game late in the fourth quarter. Their best opportunity came from Virginia's 6-yard line with five minutes remaining, when Sam Howell's fourth-down pass to Beau Corrales was incomplete.

Howell was 15 of 29 for 353 yards and four touchdowns for North Carolina (4-5, 3-3).

Dyami Brown had six catches for a career-high 202 yards and three touchdowns for the Tar Heels.

Virginia	7	10	21	0	-	38
Carolina	3	14	14	0	-	31

NC - Ruggles 37 yd field goal (9:16, 1st)
 VA - Perkins 1 yd run (Delaney kick) (2:46, 1st)
 VA - Delaney 21 yd field goal (9:18, 2nd)
 NC - D. Brown 47 yd pass from Howell (Ruggles kick) (7:17, 2nd)
 NC - D. Brown 34 yd pass from Howell (Ruggles kick) (2:06, 2nd)
 VA - Dubois 6 yd pass from Perkins (Delaney kick) (00:13, 2nd)
 VA - Perkins 65 yd run (Delaney kick) (14:25, 3rd)
 VA - Cowley 9 yd pass from Perkins (Delaney kick) (7:32, 3rd)
 NC - Green 50 yd pass from Howell (Ruggles kick) (4:57, 3rd)
 VA - Misch 6 yd pass from Perkins (Delaney kick) (2:30, 3rd)
 NC - D. Brown 42 yd pass from Howell (Ruggles kick) (00:43, 3rd)

	VA	NC
First Downs	28	25
Rushes-Yards	32-134	39-186
Passing Yards	383	353
Comp-Att-Int	31-40-0	15-29-0
Plays-Total Yards (Avg)	72-517 (7.2)	68-539 (7.9)
Punts (Avg)	4 (38.5)	2 (38.0)
Fumbles-Lost	2-0	0-0
Penalties-Yards	1-5	6-46
Time of Possession	33:38	26:22

Individual Rushing Leaders (Att-Yds-TD)
 Virginia - Perkins 24-112-2, Taulapapa 5-21-0, Kier 1-5-0
 Carolina - J. Williams 16-98-0, Carter 14-87-0, Newsome 1-4-0
Individual Passing Leaders (Comp-Att-INT)
 Virginia - Perkins 30-39-0, Armstrong 1-1-0
 Carolina - Howell 15-29-0
Individual Receiving Leaders (No.-Yds)
 Virginia - Jana 12-146, Dubois 6-97, Reed 6-55, Cowley 3-53, Kelly Jr. 1-21, Misch 1-6, Taulapapa 1-5
 Carolina - D. Brown 6-202, Newsome 4-65, Green 2-62, Corrales 2-11, Groves 1-13



2019 GAME RECAPS



Pittsburgh 34, Carolina 27 (OT)
Nov. 14 • Heinz Field
Pittsburgh, Pa.

PITTSBURGH (AP) — Kenny Pickett threw for 359 yards and a touchdown and ran for a pair of scores — including a 3-yard burst on the opening possession of overtime — as Pittsburgh held off North Carolina 34-27 on Thursday night to pick up its first win over the Tar Heels since joining the Atlantic Coast Conference in 2013.

The Panthers (7-3, 4-2 Atlantic Coast Conference) kept their hopes of a second straight Coastal Division title alive when Pickett darted into the end zone to start overtime and the defense followed by forcing North Carolina quarterback Sam Howell to throw incomplete on fourth-and-16.

Pickett completed 25 of 41 passes and ran 12 times for 53 yards as Pitt ended a six-game losing streak to the Tar Heels (4-6, 3-4). Sophomore wide receiver Shockey Jacques-Louis caught three passes for 96 yards and a touchdown.

Howell finished 27 of 43 for 322 yards with three touchdowns and an interception for North Carolina as the Tar Heels rallied twice in the fourth quarter to force overtime. Antonio Williams ran for 107 yards and Dazz Newsome caught 11 passes for 170 and a touchdown.

Howell threw two touchdowns in an 88-second span to erase a 24-10 deficit. Pitt moved back in front on a 24-yard field goal by Alex Kessman with 5:18 to play but Howell responded by taking North Carolina 60 yards in 13 plays. Noah Ruggles hit a 32-yard field goal with 13 seconds left in regulation, setting the stage for another tight finish. All seven meetings between the schools as conference rivals have been decided by a touchdown or less.

Pitt, which entered the game second in the country in sacks, got to Howell five times, including a sack by Jaylen Twyman that pushed the Tar Heels back to fourth-and-long in overtime. Howell's lob to the end zone for Michael Carter fell well short and the Panthers poured onto the field in celebration.

The Panthers have relied heavily on Pickett this season, partly by design following the arrival of first-year offensive coordinator Mark Whipple, and partly out of necessity with the running game struggling to find anything resembling consistency.

Against the Tar Heels, Pickett found time to let loose. He completed passes of at least 25 yards to five different receivers, including a beautiful rainbow to Jacques-Louis midway through the second quarter that the sophomore wide receiver turned into a 74-yard touchdown that gave the Panthers a 17-7 lead.

In a series that's found a way to be both lopsided and tight at the same time — North Carolina's six victories came by a combined 26 points — the Tar Heels didn't go quietly. Howell's fearless play in the second half sparked a comeback that proved North Carolina is heading in the right direction in head coach Mack Brown's return.

Carolina	7	3	0	17	0	-	27
Pittsburgh	3	14	7	3	7	-	34

UP - Kessman 41 yd field goal (8:32, 1st)
 NC - Corrales 21 yd pass from Howell (Ruggles kick) (6:14, 1st)
 UP - Pickett 2 yd run (Kessman kick) (12:03, 2nd)
 UP - Jacques-Louis 74 yd pass from Pickett (Kessman kick) (9:41, 2nd)
 NC - Ruggles 25 yd field goal (7:36, 2nd)
 UP - Davis 8 yd run (Kessman kick) (2:12, 3rd)
 NC - D. Brown 10 yd pass from Howell (Ruggles kick) (13:11, 4th)
 NC - Newsome 34 yd pass from Howell (Ruggles kick) (11:43, 4th)
 UP - Kessman 24 yd field goal (5:18, 4th)
 NC - Ruggles 32 yd field goal (00:13, 4th)
 UP - Pickett 3 yd run (Kessman kick) (OT)

	NC	UP
First Downs	27	27
Rushes-Yards	35-136	37-139
Passing Yards	322	359
Comp-Att-Int	27-43-1	25-41-0
Plays-Total Yards (Avg)	78-458 (5.9)	78-498 (6.4)
Punts (Avg)	3 (44.3)	2 (38.0)
Fumbles-Lost	1-0	1-0
Penalties-Yards	7-90	10-83
Time of Possession	28:03	31:57

Individual Rushing Leaders (Att-Yds-TD)
 Carolina - A. Williams 12-107-0, Carter 11-34-0, J. Williams 5-25-0
 Pittsburgh - Davis 19-58-1, Pickett 12-53-2, Jacques-Louis 2-20-0
Individual Passing Leaders (Comp-Att-INT)
 Carolina - Howell 27-43-1
 Pittsburgh - Pickett 25-41-0
Individual Receiving Leaders (No.-Yds)
 Carolina - Newsome 11-170, Corrales 5-92, D. Brown 5-35, Groves 2-9, Carter 2-7, Walston 1-5, Tucker 1-4
 Pittsburgh - Mack 6-83, Jacques-Louis 4-104, Wayne 4-30, Gragg 3-26, Davis 2-33, Carter 2-24, Vardzel 2-1, Mathews 1-30, Griffin-Stewart 1-28



Carolina 56, Mercer 7
Nov. 23 • Kenan Stadium
Chapel Hill, N.C.

CHAPEL HILL (AP) — Sam Howell threw for three first-half scores to set a single-season record for the most TD throws by a true freshman in Bowl Subdivision history as North Carolina beat Mercer 56-7 in its home finale Saturday.

Howell completed 10 of 13 passes for 152 yards and scores of 66, 4 and 33 yards in a dominating opening half for the Tar Heels (5-6). That gave him 32 TD throws on the year to surpass Trevor Lawrence's 30 for eventual national champion Clemson last year as the most by a true freshman in FBS history, according to Sportradar.

Howell's TD total also broke the program's single-season record for any player (30) set by eventual No. 2 overall NFL draft pick Mitch Trubisky in 2016.

The Tar Heels scored touchdowns on their first six drives to lead 42-0 before the break, showing no trouble handling an overmatched Championship Subdivision opponent nor the cold and steady rain that lasted much of the way.

Michael Carter ran for 159 yards and three scores for UNC, including a 60-yarder on the first offensive snap after half-time.

Tyray Devezin ran for 53 yards for the Bears (4-8), allowing him to crack the 1,000-yard mark for the season. But Mercer had 225 total yards and barely avoided matching its most lopsided loss since relaunching the football program in 2013 after a 72-year hiatus.

Mercer	0	0	0	7	-	7
Carolina	21	21	14	0	-	56

NC - A. Williams 11 yd run (Ruggles kick) (13:30, 1st)
 NC - Carter 45 yd run (Ruggles kick) (11:39, 1st)
 NC - D. Brown 66 yd pass from Howell (Ruggles kick) (1:46, 1st)
 NC - Bargas 4 yd pass from Howell (Ruggles kick) (11:46, 2nd)
 NC - Simmons 33 yd pass from Howell (Ruggles kick) (10:09, 2nd)
 NC - Carter 9 yd run (Ruggles kick) (3:22, 2nd)
 NC - Carter 60 yd run (Rubino kick) (14:41, 3rd)
 NC - Brooks 12 yd run (Rubino kick) (2:16, 3rd)
 MER - Rogers 2 yd pass from Frost (Dowden kick) (3:38, 4th)

	MER	NC
First Downs	14	21
Rushes-Yards	35-64	41-376
Passing Yards	161	161
Comp-Att-Int	21-36-1	11-15-0
Plays-Total Yards (Avg)	71-225 (3.2)	56-537 (9.6)
Punts (Avg)	8 (39.5)	5 (40.0)
Fumbles-Lost	3-1	1-0
Penalties-Yards	4-30	6-50
Time of Possession	33:48	26:12

Individual Rushing Leaders (Att-Yds-TD)
 Mercer - Devezin 20-53-0, Rogers 6-14-0, Marshall 5-14-0
 Carolina - Carter 9-159-3, Henderson 13-98-0, A. Williams 9-65-1, J. Williams 6-27-0, Howell 1-17-0, Brooks 3-10-1
Individual Passing Leaders (Comp-Att-INT)
 Mercer - Riley 16-28-0, Frost 5-7-1, Durden 0-1-0
 Carolina - Howell 10-13-0, Amendola 1-2-0
Individual Receiving Leaders (No.-Yds)
 Mercer - McKee 9-63, Durden 7-69, Ellington 2-8, Peterson 1-13
 Carolina - D. Brown 3-83, Groves 3-24, Simmons 1-33, Carter 1-11, Morales 1-9, Bargas 1-4



Carolina 41, NC State 10
Nov. 30 • Carter-Finley Stadium
Raleigh, N.C.

RALEIGH, N.C. (AP) -- North Carolina is headed back to a bowl game in the first year of Mack Brown's second stint as coach after Javonte Williams scored two touchdowns rushing and another receiving in the third quarter Saturday night to spark a 41-10 win over rival N.C. State.

The Tar Heels (6-6, 4-4 ACC) trailed 10-6 at halftime before Williams busted free up the middle for a 26-yard scoring run on UNC's second possession of the second half to give his team the lead for good. On the Tar Heels' next two possessions, Williams caught an 11-yard flare pass for a touchdown and scored on a 6-yard run as UNC stretched its lead.

N.C. State (4-8, 1-7) finished the season on a six-game losing streak despite scoring the only touchdown of the first half on a 39-yard pass from Devin Leary to Tabari Hines. The Wolfpack held UNC to 24 rushing yards and two field goals in the first half as Williams managed just seven yards for four carries.

But a four-touchdown outburst by the Tar Heels in the third quarter turned the game into a rout. UNC intercepted Leary twice and recovered a Zonovan Knight fumble for three takeaways in the quarter. Williams rushed for 51 yards and two touchdowns on five carries in the quarter and added three catches for 42 yards and another score.

Following the second interception of Leary, Sam Howell put an exclamation point on the quarter with a 52-yard scoring pass to Dyami Brown. Howell increased his touchdown pass total for the season to 35 -- an FBS record for a true freshman.

Howell was 23-for-33 passing for a career-high 401 yards and three scores with one interception.

Becoming bowl-eligible was a sweet accomplishment for a team that went 2-9 in 2018 under Larry Fedora, who was replaced by Brown after the season. Brown, who coached the Tar Heels to a 74-52-1 record from 1988 to 1997, saw this year's team surpass UNC's total number of wins from 2017 and 2018 combined while all six Tar Heel losses were by seven points or fewer.

Carolina	0	6	28	7	-	41
NC State	3	7	0	0	-	10

ST - Dunn 30 yd field goal (5:59, 1st)
 NC - Ruggles 20 yd field goal (9:09, 2nd)
 NC - Ruggles 32 yd field goal (4:13, 2nd)
 ST - Hines 39 yd pass from Leary (Dunn kick) (1:25, 2nd)
 NC - J. Williams 26 yd run (Ruggles kick) (10:07, 3rd)
 NC - J. Williams 11 yd pass from Howell (Ruggles kick) (5:00, 3rd)
 NC - J. Williams 6 yd run (Ruggles kick) (2:08, 3rd)
 NC - D. Brown 52 yd pass from Howell (Ruggles kick) (00:20, 3rd)
 NC - Newsome 13 yd pass from Howell (Ruggles kick) (7:34, 4th)

	NC	ST
First Downs	27	16
Rushes-Yards	41-180	26-132
Passing Yards	440	157
Comp-Att-Int	25-35-1	13-30-3
Plays-Total Yards (Avg)	76-620 (8.2)	56-289 (5.2)
Punts (Avg)	4 (40.0)	6 (48.3)
Fumbles-Lost	2-0	2-1
Penalties-Yards	10-90	8-65
Time of Possession	36:24	23:36

Individual Rushing Leaders (Att-Yds-TD)
 Carolina - Carter 16-97-0, Williams 9-58-2, Henderson 5-29-0
 NC State - Houston 8-62-0, Knight 12-56-0, Hockman 2-19-0
Individual Passing Leaders (Comp-Att-INT)
 Carolina - Howell 23-33-1, Amendola 2-2-0
 NC State - Leary 7-20-2, Hockman 6-10-1
Individual Receiving Leaders (No.-Yds)
 Carolina - Newsome 7-130, D. Brown 6-150, Corrales 4-59, J. Williams 3-42, Johnson 2-39, Carter 2-15, Groves 1-5
 NC State - Hines 7-89, Emzie 2-48, Knight 1-16, Carter 1-7



THE LAST TIME...

The Last Time Carolina ...

shut out its opponent: Idaho, 66-0, 2012
rushed for 300 yards: 376 vs. Mercer, 2019
rushed for 400 yards: 432 vs. Ohio University, 1993
rushed for 500 yards: 555 vs. Virginia at Norfolk, 1943
had less than 25 rushes: 22 at Virginia, 2018
had more than 50 rushes: 52 vs. South Carolina, 2019
had less than 50 yards rushing: 17 vs. Louisville, 2017
had less than 100 yards rushing: 97 vs. Miami, 2019
rushed for six touchdowns: 6 at Old Dominion, 2017
attempted less than 10 passes: 9 vs. Southern California, 1993
attempted 40 passes: 43 at Pittsburgh, 2019
attempted 50 passes: 51 at Georgia Tech, 2019
completed less than five passes: 4 vs. Ohio University, 1993; 4 vs. San Diego State, 1998 (Las Vegas Bowl)
completed 25 passes: 25 at NC State, 2019
completed 30 passes: 33 at Georgia Tech, 2019
had less than 50 yards passing: 46 vs. Virginia, 2017
passed for 300 yards: 440 at NC State, 2019
passed for 400 yards: 440 at NC State, 2019
passed for 500 yards: 537 vs. Duke, 2015 (UNC record)
had less than 100 yards of total offense: 73 vs. Florida State, 1997
had less than 200 yards of total offense: 172 at Virginia Tech, 2017
had 500 yards of total offense: 620 at NC State, 2019
had 600 yards of total offense: 620 at NC State, 2019
had 700 yards of total offense: 704 vs. Duke, 2015
had less than 10 first downs: 8 vs. Virginia Tech, 2016
had 30 first downs: 34 at Georgia Tech, 2019
did not punt: vs. Delaware, 2015
punted 10 times: 10 at Wake Forest, 2019
had nine turnovers: vs. Miami (Ohio), 2002
had six turnovers: at Miami, 2018
had four turnovers: at California, 2018
lost six fumbles: vs. Miami (Ohio), 2002
threw five interceptions: 5 at Clemson, 1995
was not penalized: vs. Wake Forest, 1969
was penalized 10 times: 10 at NC State (90 yards), 2019
accumulated 100 yards of penalties: 115 at Duke, 2018
scored 50 points: 56 vs. Mercer, 2019
scored 60 points: 65 vs. Western Carolina, 2017
scored 80 points: 80 vs. Old Dominion, 2013 (UNC record)
trailed after three quarters, but rallied to win: Trailed South Carolina as the home team at Bank of America Stadium 20-9 but rallied to win 24-20 in 2019
came from 10 points behind on the road to win: Trailed at Georgia Tech, 21-0, and rallied to win 38-31, in 2015
came from 10 points behind on at a neutral-site game to win: Trailed South Carolina as the home team at Bank of America Stadium 20-9 but rallied to win 24-20 in 2019
had possession time of 40 minutes: 41:28 vs. Maryland, 1996
scored four touchdowns in a quarter: 4 at NC State, 2019
ran 90 plays in a game: 97 at Georgia Tech, 2019
had a 90-yard drive: 98 for a touchdown vs. South Carolina, 2019
had two 90-yard drives: 98 for a touchdown and 95 for a touchdown on back-to-back drives vs. South Carolina, 2019
did not fumble: vs. Virginia, 2019
did not fumble and the opponent did not fumble: at California, 2018
had back-to-back games without a fumble: at Pittsburgh, vs. Western Carolina and at NC State, 2017
recovered an onside kick: vs. Western Carolina, 2018
recovered two onside kicks: vs. Rutgers, 2014

The Last Time A Tar Heel ...

had 25 carries in a game: 27 by Giovani Bernard vs. Maryland, 2012
had 30 carries in a game: 30 by Giovani Bernard vs. Duke, 2011
ran for 100 yards: 159 by Michael Carter vs. Mercer, 2019
ran for 150 yards: 165 by Michael Carter vs. Virginia Tech, 2018
ran for 200 yards: 220 by Elijah Hood at NC State, 2015
had a 50-yard scoring run: 60 by Michael Carter vs. Mercer, 2019
had a 50-yard non-scoring run: 59 by Antonio Williams at Pittsburgh, 2019
had a 75-yard scoring run: 84 by Dazz Newsome at Duke, 2018
had an 80-yard scoring run: 84 by Dazz Newsome at Duke, 2018
had two players gain 100 yards rushing: Elijah Hood (220) and T.J. Logan (100) at NC State, 2015
quarterback rushed for 100 yards: 101 by Marquise Williams vs. Miami, 2015
wide receiver rushed for 100 yards: 106 by Brandon Tate vs. McNeese State, 2008
rushed and passed for 100 yards: Marquise Williams vs. Miami, 2015 (105 passing, 101 rushing)
attempted 40 passes: 43 by Sam Howell at Pittsburgh, 2019
attempted 45 passes: 49 by Sam Howell at Virginia Tech, 2019
attempted 50 passes: 51 by Sam Howell at Georgia Tech, 2019
completed 25 passes: 27 by Sam Howell at Pittsburgh, 2019
completed 30 passes: 33 by Sam Howell at Georgia Tech, 2019 (38 is UNC's Record)
passed for 300 yards: 401 by Sam Howell at NC State, 2019

passed for 400 yards: 401 by Sam Howell at NC State, 2019
threw three scoring passes: 3 by Sam Howell at NC State, 2019
threw four scoring passes: 4 by Sam Howell vs. Virginia, 2019
threw five scoring passes: 5 by Sam Howell at Virginia Tech, 2019 (ties UNC record)
player threw a 75-yard TD pass: 75 by Mitch Trubisky to Ryan Switzer vs. James Madison, 2016
quarterback came off the bench to lead team to win: Cameron Sexton at Miami, 2008, replaced starter Mike Paulus
had 50 plays, running and passing: 59 by Sam Howell at Virginia Tech, 2019 (49 pass attempts, 10 rushes)
had 60 plays, running and passing: 60 by Nathan Elliott vs. Miami, 2017 (39 pass attempts, 21 rushes)
caught 10 passes: 11 by Dazz Newsome at Pittsburgh, 2019
caught 15 passes: 16 by Ryan Switzer vs. Pittsburgh, 2016
had 100 yards receiving: 150 by Dyami Brown and 130 by Dazz Newsome at NC State, 2019
had 150 yards receiving: 150 by Dyami Brown at NC State, 2019
had 200 yards receiving: 202 by Dyami Brown vs. Virginia, 2019
had two players gain 100 yards receiving: Dyami Brown (150) & Dazz Newsome (130) at NC State, 2019
had 300 yards of total offense: 405 by Sam Howell at NC State, 2019
had 400 yards of total offense: 405 by Sam Howell at NC State, 2019
had 500 yards of total offense: 524 by Marquise Williams vs. Duke, 2015
scored three touchdowns: 3 by Javonte Williams at NC State, 2019
scored four touchdowns: 4 by Hakeem Nicks vs. Boston College, 2008
scored three touchdowns of 25 yards or more: 3 by Dyami Brown vs. Virginia, 2019
ran for three touchdowns: 3 by Michael Carter vs. Mercer, 2019
ran for four touchdowns: 4 by Leon Johnson vs. UTEP, 1993
accounted for five touchdowns: 5 by Sam Howell at Virginia Tech, 2019
caught three touchdown passes: 3 by Dyami Brown vs. Virginia, 2019
caught four touchdown passes: 4 by Chesley Borders at Arizona State, 2002 (UNC record)
caught three touchdown passes in a quarter: 3 by Hakeem Nicks vs. Boston College, 2nd quarter, 2008
scored a touchdown in the final minute of regulation to win: Bug Howard, 2-yard pass from Mitch Trubisky, vs. Pittsburgh, 2016
a non-quarterback completed a pass: Dyami Brown to Sam Howell (18-yard) vs. Miami, 2019
a non-quarterback threw a touchdown pass: Anthony Ratliff-Williams to Josh Cabrera (35-yard TD) at Pittsburgh, 2017
a non-quarterback threw a touchdown pass to a quarterback: Quinshad Davis to Marquise Williams for 37 yards at Georgia Tech, 2015
returned a kickoff for a touchdown: Anthony Ratliff-Williams, 98 yards at Pittsburgh, 2017
returned the opening kickoff for a touchdown: Anthony Ratliff-Williams, 98 yards at Pittsburgh, 2017
returned a punt for a touchdown: Dazz Newsome at Syracuse, 75 yards, 2018
returned two punts for touchdowns: Ryan Switzer at Pittsburgh, 65 yards and 61 yards, 2013
returned an interception for a touchdown: Dominique Green for 58 yards vs. The Citadel, 2016
returned a fumble for a touchdown: Malik Carney for 20 yards vs. Georgia Tech, 2018
recovered a fumble in the end zone for a touchdown: Jason Brown vs. Texas, 2002
offensive lineman scored a touchdown: Jason Brown vs. Texas, 2002
blocked a punt: Bug Howard at Virginia Tech, 2015
blocked 2 punts in a game: Bruce Carter vs. Connecticut, 2008
blocked 3 punts in a game: Bruce Carter vs. Connecticut, 2008
blocked a punt for a touchdown: Bruce Carter blocked a Desi Cullen punt and Matt Merletti recovered the ball in the end zone for a touchdown vs. Connecticut, 2008
blocked a field goal: Tomon Fox at Duke, 2018
blocked an extra point attempt: Jason Strowbridge vs. Miami, 2019
had a 60-yard punt: 63 by Ben Kiernan vs. Clemson, 2019
had a 70-yard punt: 76 by Tommy Hibbard vs. Boston College, 2013
had an 80-yard punt: 83 by Scott McAlister at Georgia Tech, 1989
kicked a 50-yard field goal: Freeman Jones, 51 yards, at Pittsburgh, 2017
kicked six field goals: 6 by Josh McGee vs. Duke, 1999
kicked a game-winning field goal: Nick Weiler, 54 yards, at Florida State, 2016
scored a two-point conversion: Sam Howell pass to Garrett Walston at Wake Forest, 2019
had two interceptions: Myles Wolfolk vs. South Carolina, 2019
had three interceptions: Kendrick Burney vs. Miami, 2009
had two interceptions in the fourth quarter: Myles Wolfolk vs. South Carolina, 2019
defensive lineman scored a touchdown: tackle Cam Thomas returned a fumble 20 yards for a touchdown at Boston College, 2009
had 20 or more tackles: 22 by Cole Holcomb vs. Georgia Tech, 2018
had three sacks: Tomon Fox vs. Miami, 2019
had four sacks: Julius Peppers vs. Virginia, 2000
scored a safety: sack by Kareem Martin & Brandon Ellerbe in the end zone vs. Cincinnati
returned a blocked extra point for two points: Lionell Green vs. Wake Forest, 2003 (only time it has happened in school history)
forced a fumble, recorded a sack and intercepted a pass in the same game: Dominique Ross vs. Duke, 2019
ran for a touchdown, caught a touchdown, and threw a touchdown pass in the same game: Marquise Williams at Notre Dame, 2014
caught a touchdown, threw a touchdown and returned a kickoff for a touchdown in the same game: Anthony Ratliff-Williams at Pittsburgh, 2017



THE LAST TIME...

The Last Time The Opponents ...

shut out UNC: NC State, 13-0, 2011
rushed for 300 yards: 461 by Georgia Tech, 2018
rushed for 400 yards: 461 by Georgia Tech, 2018
rushed for 500 yards: 645 by Baylor, 2015
rushed for 600 yards: 645 by Baylor, 2015
attempted 60 rushes: 60 by Virginia Tech, 2019
had less than 25 rushes: 25 by Virginia Tech, 2012
had less than 50 yards rushing: 46 by Pittsburgh, 2013
had less than 100 yards rushing: 64 by Mercer, 2019
attempted less than 10 passes: 2 by Georgia Tech, 2018
attempted 40 passes: 41 by Pittsburgh, 2019
attempted 50 passes: 54 by Duke, 2018
completed less than five passes: 2 by Georgia Tech, 2018
completed 25 passes: 25 by Pittsburgh, 2019
completed 30 passes: 31 by Virginia, 2019
had less than 50 yards passing: 27 by The Citadel, 2016
passed for 300 yards: 359 by Pittsburgh, 2019
passed for 400 yards: 406 by Syracuse, 2018
had less than 100 yards of total offense: 91 by Clemson, 1996
had less than 200 yards of total offense: 189 by Idaho, 2012
had less than 300 yards of total offense: 289 by NC State, 2019
had 500 yards of total offense: 517 by Virginia, 2019
had 600 yards of total offense: 629 by Duke, 2018
had 700 yards of total offense: 705 by Louisville, 2017
had less than 10 first downs: 9 by Idaho, 2012; 9 by Virginia Tech, 2006
had 30 first downs: 35 by Louisville, 2017
did not punt: Baylor, 2015
punted 10 times: 10 by Western Carolina, 2017
had five turnovers: 5 by Georgia Tech, 2018
had six turnovers: 6 by Liberty, 20014
had seven turnovers: 7 by Pittsburgh, 1979
lost five fumbles: 5 by Virginia, 1972
threw five interceptions: 5 by Virginia, 2010
was not penalized: NC State, 1987
was penalized 10 times: 10 by Pittsburgh (83 yards), 2019
accumulated 100 yards of penalties: 108 by NC State, 2017
scored 50 points: 50 by Notre Dame, 2014
scored 60 points: 70 by East Carolina, 2014 (Record against UNC)
trailed after three quarters, but rallied to win: Virginia Tech was down 24-21 heading into the fourth and won the game in 6OT with a two-point conversion, 2019
had possession time of 40 minutes: 42:25 by The Citadel, 2016
ran 90 plays: 102 by Baylor, 2015 (record against UNC)
ran 100 plays: 102 by Baylor, 2015 (record against UNC)
did not fumble: Appalachian State, 2019
scored four touchdowns in a quarter: 4 by East Carolina (2nd), 2014

The Last Time An Opponent ...

had 25 carries in a game: 27 by Reggie Gallaspy of NC State, 2018
had 30 carries in a game: 32 by Nick Chubb of Georgia, 2016
had 35 carries in a game: 35 by Vintavious Cooper of East Carolina, 2013
ran for 100 yards: 112 by Bryce Perkins of Virginia, 2019
ran for 150 yards: 186 by Daniel Jones of Duke, 2018
ran for 200 yards: 227 by Nick Chubb of Georgia, 2016
had a 50-yard scoring run: 65 by Bryce Perkins of Virginia, 2019
had a 50-yard non-scoring run: 64 by Tobias Oliver of Georgia Tech, 2019
had a 75-yard scoring run: 80 by Johnny Jefferson of Baylor, 2015
had a 80-yard scoring run: 80 by Johnny Jefferson of Baylor, 2015
had an 90-yard scoring run: 90 by Duke Johnson of Miami 2014
two players gained 100 yards rushing: 124 by Deon McIntosh and 118 by Josh Adams of Notre Dame, 2017
quarterback rushed for 100 yards: 112 by Bryce Perkins of Virginia, 2019
rushed and passed for 100 yards: Bryce Perkins of Virginia (112 rushing, 378 passing), 2019
attempted 40 passes: 41 by Kenny Pickett of Pittsburgh, 2019
attempted 50 passes: 54 by Daniel Jones of Duke, 2018
completed 25 passes: 25 by Kenny Pickett of Pittsburgh, 2019
completed 30 passes: 30 by Bryce Perkins of Virginia, 2019
completed 40 passes: 41 by Dominique Davis of East Carolina, 2011
passed for 300 yards: 359 by Kenny Pickett of Pittsburgh, 2019
passed for 400 yards: 435 by Deshaun Watson of Clemson 2014
threw three scoring passes: 3 by Bryce Perkins of Virginia, 2019
threw four scoring passes: 4 by Ross Bowers of California, 2017
threw five scoring passes: 6 by Deshaun Watson of Clemson, 2014
player threw a 75-yard TD pass: 86 yards by Tobias Oliver to Qua Searcy of Georgia Tech, 2018
had 50 plays, running and passing: 53 by Kenny Pickett of Pittsburgh (12 rushing, 41 passing), 2019
had 60 plays, running and passing: 63 by Bryce Perkins of Virginia (24 rushing, 39 passing), 2019
caught 10 passes: 13 by Terrell Jana of Virginia, 2019
had 100 yards receiving: 104 by Shocky Jacques-Louis of Pittsburgh, 2019
had 150 yards receiving: 169 by Sage Surratt of Wake Forest, 2019
had 200 yards receiving: 217 by Jerricho Cotchery at NC State, 2003
had two players gain 100 yards receiving: Jamal Custis (162) & Nykeim Johnson (102) of Syracuse, 2018
had 300 yards of total offense: 412 by Kenny Pickett of Pittsburgh, 2019
had 400 yards of total offense: 412 by Kenny Pickett of Pittsburgh, 2019
had 500 yards of total offense: 547 by Daniel Jones of Duke, 2018
scored four touchdowns: 5 by Reggie Gallaspy of NC State (5 rushing, 0 passing), 2018
ran for four touchdowns: 5 by Reggie Gallaspy of NC State), 2018
ran for five touchdowns: 5 by Reggie Gallaspy of NC State), 2018
caught three touchdown passes: 3 by Tielor Robinson of Duke, 2006
accounted for five touchdowns: 5 by Bryce Perkins of Virginia, 2019
returned a kickoff for a touchdown: Isaiah Harper of Old Dominion, 100 yards, 2017
returned a punt for a touchdown: Greg Stroman, 91 yards, Virginia Tech, 2017
returned an interception for a TD: Romeo Finley, 83 yards, Miami, 2018
returned a fumble for a touchdown: Demetrius Taylor, 20 yards, Appalachian State, 2019
recovered a fumble in the end zone for a touchdown: Bryan Ray at Wake Forest (recovered a fumble by Ronald Curry), 2000
blocked a punt: Jonathan Garvin of Miami, 2017
blocked a punt for a touchdown: Alphonso Smith of Wake Forest blocked David Wooldridge's punt and returned it 16 yards for a touchdown, 2006
blocked a field goal: Luke Tenuta of Virginia Tech, 2019
blocked a field goal for a touchdown: Artie Burns of Miami blocked a Thomas Moore field goal attempt and Ladarius Gunter returned it 67 yards for a touchdown, 2013
had a 60-yard punt: 68 by Trenton Gill of NC State, 2019
had a 70-yard punt: 77 by Durant Brooks of Georgia Tech, 2007
scored a safety: Jay Hayes of Notre Dame, 2017
kicked a 50-yard field goal: 50 by Bubba Baxa of Miami, 2019
kicked four field goals: 4 by Will Horton of Western Carolina, 2018
kicked five field goals: 5 by Chris Hazley of Virginia Tech, 2010
scored a two-point conversion: Quincy Patterson II of Virginia Tech, 2019
had two interceptions: 2 by Jaylin Hawkins of California, 2018

INDIVIDUAL GAME-BY-GAME STATISTICS

RUSHING GAME-BY-GAME (Attempts/Yards/Touchdowns)

Name	SC	MIA	WF	APPST	CLEM	GT	VT	DUKE	UVA	PITT	MERCER	NCST
Brooks	--	--	--	--	--	--	--	--	--	--	3/10/1	--
D. Brown	--	--	--	--	1/2/0	--	--	--	--	--	--	--
Carter	16/77/0	11/30/0	13/96/0	8/17/0	16/99/0	20/68/0	13/91/0	12/64/0	14/87/0	11/34/0	9/159/3	16/97/0
Groves	1/8/0	1/-2/0	--	1/5/0	--	--	--	--	--	--	--	--
Henderson	--	--	--	--	--	--	--	--	--	--	13/98/0	5/29/0
Howell	10/6/0	11/-9/0	11/-2/0	11/24/1	8/-5/0	5/1/0	10/-10/0	5/-18/0	6/-3/0	6/-23/0	1/17/0	7/4/0
Newsome	--	--	1/2/0	--	--	--	1/3/0	--	1/4/0	--	--	--
Ruder	--	--	3/21/0	1/1/0	--	--	--	--	--	--	--	--
Surratt	--	--	--	--	--	--	1/0/0	--	--	--	--	--
A. Williams	4/53/0	2/5/0	--	3/5/0	1/1/0	--	4/22/0	5/50/0	1/1/0	12/107/0	9/65/1	2/-3/0
J. Williams	18/102/0	10/76/1	9/27/0	16/94/0	10/49/1	20/144/1	11/37/0	22/111/0	16/98/0	5/25/0	6/27/0	9/58/2
TEAM	3/-8/0	1/-3/0	--	--	--	1/-2/0	--	1/-2/0	1/-1/0	1/-7/0	--	2/-5/0

SEASON & CAREER, MOST RUSHING YARDS

Player	2019	Career
Brooks	10 vs. Mercer	57 vs. Western Carolina, 2018
D. Brown	2 vs. Clemson	2 vs. Clemson, 2019
Carter	159 vs. Mercer	165 vs. Virginia Tech, 2018
Groves	8 vs. South Carolina	8 vs. South Carolina, 2019
Henderson	98 vs. Mercer	98 vs. Mercer, 2019
Howell	24 vs. Appalachian State	24 vs. Appalachian State, 2019
Newsome	4 vs. Virginia	84 at Duke, 2018
Ruder	21 at Wake Forest	21 vs. Georgia Tech, 2018
A. Williams	107 at Pittsburgh	116 at Syracuse, 2018
J. Williams	144 at Georgia Tech	144 at Georgia Tech, 2019

SEASON & CAREER, LONGEST RUN

Player	2019	Career
Brooks	12 vs. Mercer	27 vs. Western Carolina, 2018
D. Brown	2 vs. Clemson	2 vs. Clemson, 2019
Carter	60 vs. Mercer	60 vs. Mercer, 2019
Groves	8 vs. South Carolina	8 vs. South Carolina, 2019
Henderson	35 vs. Mercer	35 vs. Mercer, 2019
Howell	17 vs. Mercer	17 vs. Mercer, 2019
Newsome	4 vs. Virginia	84 at Duke, 2018
Ruder	22 at Wake Forest	22 at Wake Forest, 2019
A. Williams	59 at Pittsburgh	59 at Pittsburgh, 2019
J. Williams	40 vs. Duke	40 vs. Duke, 2019

PASSING GAME-BY-GAME (Completions-Attempts-Interceptions/Yards-Touchdowns-Long Play)

Opponent	Howell	D. Brown	Ruder	Amendola	TEAM
South Carolina	15-24-0/245-2-31	--	--	--	--
Miami	16-24-0/274-2-62	1-1-0/18-0-18	--	--	--
Wake Forest	17-28-0/182-2-55	--	1-2-0/7-0-7	--	--
App State	27-41-2/323-3-24	--	--	--	0-1-0/0-0-0
Clemson	15-27-0/144-2-40	--	--	--	--
Georgia Tech	33-51-1/376-4-41	--	--	--	--
Virginia Tech	26-49-0/348-5-68	--	--	--	--
Duke	10-26-2/227-2-47	--	--	--	--
Virginia	15-29-0/353-4-57	--	--	--	--
Pittsburgh	27-43-1/322-3-34	--	--	--	--
Mercer	10-13-0/152-3-66	--	--	1-2-0/9-0-9	--
NC State	23-33-1/401-3-57	--	--	2-2-0/39-0-31	--

SEASON & CAREER, MOST PASSING YARDS

Player	2019	Career
Amendola	39 at NC State	39 at NC State, 2019
D. Brown	18 vs. Miami	18 vs. Miami, 2019
Howell	401 at NC State	401 at NC State, 2019
Ruder	7 at Wake Forest	80 vs. Georgia Tech, 2018

SEASON & CAREER, LONGEST PASS

Player	2019	Career
Amendola	31 at NC State	31 at NC State, 2019
D. Brown	18 vs. Miami	18 vs. Miami, 2019
Howell	68 at Virginia Tech	68 at Virginia Tech, 2019
Ruder	7 at Wake Forest	44 vs. Georgia Tech, 2018

RECEIVING GAME-BY-GAME (Receptions/Yards/Touchdowns)

Name	SC	MIA	WF	APPST	CLEM	GT	VT	DUKE	UVA	PITT	MERCER	NCST
Bargas	--	--	--	--	1/2/0	--	--	--	--	--	1/4/1	--
D. Brown	4/69/1	4/80/1	3/82/1	4/51/0	3/63/1	6/77/1	2/53/0	--	6/202/3	5/35/1	3/83/1	6/150/1
Carter	1/10/0	2/19/0	2/22/1	1/11/1	2/-7/0	5/52/0	1/-3/0	1/19/0	2/7/0	2/7/0	1/11/0	2/15/0
Corrales	1/17/1	3/33/0	--	6/84/0	3/25/1	5/54/1	5/48/1	2/70/1	2/11/0	5/92/1	--	4/59/0
Green	1/25/0	1/39/0	--	--	--	--	1/68/1	--	2/62/1	--	--	--
Groves	3/35/0	3/41/0	1/-4/0	4/37/0	2/10/0	3/47/0	3/27/1	1/6/0	1/13/0	2/9/0	3/24/0	1/5/0
Howell	--	1/18/0	1/3/0	--	--	--	--	--	--	--	--	--
Johnson	--	--	--	--	--	--	--	--	--	--	--	3/39/0
Morales	--	--	--	--	--	--	--	--	--	--	1/9/0	--
Newsome	4/74/0	2/46/1	7/62/0	6/88/1	2/16/0	8/81/1	9/112/2	4/103/1	4/65/0	11/170/1	--	7/130/1
Simmons	--	--	1/8/0	--	--	1/11/0	--	1/20/20	--	--	1/33/1	--
Tucker	--	1/16/0	--	3/34/1	--	--	--	--	--	1/4/0	--	--
Walston	--	--	1/4/0	--	--	2/29/1	4/29/0	1/9/0	--	1/5/0	--	--
A. Williams	--	--	--	1/7/0	--	--	--	--	--	--	1/-3/0	--
J. Williams	1/15/0	--	2/10/0	2/11/0	2/35/0	3/25/0	1/14/0	--	--	--	--	3/42/1

SEASON & CAREER, MOST RECEIVING YARDS

Player	2019	Career
Bargas	4 vs. Mercer	41 vs. Western Carolina, 2018
D. Brown	202 vs. Virginia	202 vs. Virginia, 2019
Carter	52 at Georgia Tech	52 at Georgia Tech, 2019
Corrales	92 at Pittsburgh	92 at Pittsburgh, 2019
Green	68 at Virginia Tech	68 at Virginia Tech, 2019
Groves	47 at Georgia Tech	77 vs. Western Carolina, 2018
Howell	18 vs. Miami	18 vs. Miami, 2019
Johnson	39 at NC State	40 vs. Notre Dame, 2017
Morales	9 vs. Mercer	9 vs. Mercer, 2019
Newsome	170 at Pittsburgh	170 at Pittsburgh, 2019
Simmons	33 vs. Mercer	33 vs. Mercer, 2019
Tucker	34 vs. Appalachian State	123 vs. Virginia Tech, 2018
Walston	29 at Georgia Tech	29 at Georgia Tech, 2019
A. Williams	7 vs. Appalachian State	51 at Virginia, 2018
J. Williams	42 at NC State	42 at NC State, 2019

SEASON & CAREER, LONGEST CATCH

Player	2019	Career
Bargas	4 vs. Mercer	38 vs. Western Carolina, 2018
D. Brown	66 vs. Mercer	66 vs. Mercer, 2019
Carter	41 at Georgia Tech	41 at Georgia Tech, 2019
Corrales	44 vs. Duke	44 vs. Western Carolina, 2017
Green	68 at Virginia Tech	68 at Virginia Tech, 2019
Groves	25 vs. South Carolina	54 vs. Western Carolina, 2018
Howell	18 vs. Miami	18 vs. Miami, 2019
Johnson	31 at NC State	31 at NC State, 2019
Morales	9 vs. Mercer	9 vs. Mercer, 2019
Newsome	57 at NC State	57 at NC State, 2019
Simmons	33 vs. Mercer	33 vs. Mercer, 2019
Tucker	16 vs. Miami	80 vs. Virginia Tech, 2018
Walston	16 at Georgia Tech	19 vs. Pittsburgh, 2018
A. Williams	7 vs. Appalachian State	43 at Virginia, 2018
J. Williams	26 vs. Clemson	35 vs. Western Carolina, 2018



TEAM GAME-BY-GAME STATISTICS

Opponent	SOUTH CAROLINA		MIAMI		WAKE FOREST		APPALACHIAN STATE		CLEMSON		GEORGIA TECH	
Date	AUG. 31		SEPT. 7		SEPT. 13		SEP. 21		SEPT. 28		OCT. 5	
Location	CHARLOTTE, N.C.		HOME		AWAY		HOME		HOME		AWAY	
	SC	UNC	MIAMI	UNC	UNC	WF	APP	UNC	CLEM	UNC	UNC	GT
Score	20	24	25	28	18	24	34	31	21	20	38	22
First Downs	15	24	27	22	14	21	16	29	14	14	34	14
by rush	6	11	10	8	7	12	7	10	3	6	14	7
by pass	6	12	17	11	7	8	8	17	11	8	19	7
by penalty	3	1	0	3	0	1	1	2	0	0	1	0
Total Offensive Plays	61	76	76	61	67	74	64	82	61	63	97	53
Total Yards Gained	270	483	488	389	333	436	385	469	331	290	587	321
Average Yards/Play	4.4	6.4	6.4	6.4	5.0	5.9	6.0	5.7	5.4	4.6	6.1	6.1
Plays Rushing	31	52	37	36	37	48	35	40	31	36	46	29
Yards Rushing	128	238	179	97	144	222	161	146	125	146	211	150
Rushing Touchdowns	1	0	1	1	0	2	3	1	2	1	1	1
Yards Passing	142	245	309	292	189	214	224	323	206	144	376	171
Pass Attempts	30	24	39	25	30	26	29	42	30	27	51	24
Pass Completions	16	15	30	17	18	14	20	27	18	15	33	11
Passes Had Intercepted	2	0	0	0	0	1	1	2	0	0	1	2
Passing Touchdowns	1	2	2	2	2	1	0	3	1	2	4	2
Kickoff Return Yards	3-100	1-13	1-15	0-0	2-28	1-23	1-19	5-129	2-67	1-25	3-65	5-160
Punt Return Yards	3-66	1-15	0-0	1-0	1-9	3-3	0-0	1-5	0-0	0-0	2-20	3-16
Punts-Average	5-43.2	5-28.4	3-45.0	4-27.5	10-46.0	8-47.8	5-49.6	4-42.8	5-45.8	7-45.0	4-39.5	7-42.0
Fumbles-Lost	0-0	2-1	2-0	1-0	1-1	1-0	0-0	2-1	1-1	0-0	2-0	1-0
Penalties-Yards	9-75	10-90	7-57	1-0	7-43	2-15	6-50	5-40	6-30	3-20	6-61	3-25
3rd Down Conversions	3 of 12	5 of 16	3 of 11	2 of 10	2 of 16	5 of 15	7 of 15	7 of 16	8 of 15	7 of 17	11 of 19	4 of 11
4th Down Conversions	0 of 0	1 of 2	0 of 1	1 of 1	3 of 3	0 of 1	0 of 0	2 of 2	0 of 1	2 of 3	1 of 1	0 of 0
Possession Time	26:07	33:42	35:23	24:37	29:21	30:39	29:29	30:31	28:11	31:49	36:54	23:06

Opponent	VIRGINIA TECH		DUKE		VIRGINIA		PITT		MERCER		NC STATE	
Date	OCT. 19		OCT. 26		NOV. 2		NOV. 14		NOV. 23		NOV. 30	
Location	AWAY		HOME		HOME		AWAY		HOME		AWAY	
	UNC	VT	DUKE	UNC	UVA	UNC	UNC	PITT	MERCER	UNC	UNC	NCST
Score	41	43	17	20	38	31	27	34	7	56	41	10
First Downs	23	23	22	22	28	25	27	27	14	21	27	16
by rush	8	12	7	12	5	12	8	9	2	13	7	6
by pass	14	9	12	10	20	13	15	14	10	8	18	6
by penalty	1	2	3	0	3	0	4	4	2	0	2	4
Total Offensive Plays	89	81	80	71	72	68	78	78	71	56	76	56
Total Yards Gained	491	490	329	432	517	539	458	498	225	537	620	289
Average Yards/Play	5.5	6.0	4.1	6.1	7.2	7.9	5.9	6.4	3.2	9.6	8.2	5.2
Plays Rushing	40	60	37	45	32	39	35	37	35	41	41	26
Yards Rushing	143	254	100	205	134	186	136	139	64	376	180	132
Rushing Touchdowns	0	2	1	0	2	0	0	3	0	5	2	0
Yards Passing	348	236	229	227	383	353	322	359	161	161	440	157
Pass Attempts	49	21	43	26	40	29	43	41	36	15	35	30
Pass Completions	26	14	22	10	31	15	27	25	21	11	25	13
Passes Had Intercepted	0	0	2	2	0	0	1	0	1	0	1	3
Passing Touchdowns	5	3	1	2	3	4	3	1	1	3	3	1
Kickoff Return Yards	0-0	1-21	2-38	1-38	3-58	1-23	4-86	2-36	6-107	3-32	2-41	2-35
Punt Return Yards	0-0	1-9	2-21	3-6	1-8	1-20	0-0	1-7	2-9	0-0	2-2	0-0
Punts-Average	7-39.6	6-49.2	8-48.5	4-42.2	4-38.5	2-38.0	3-44.3	2-38.0	8-39.5	5-40.0	4-40.0	6-48.3
Fumbles-Lost	0-0	3-2	3-1	3-1	2-0	0-0	1-0	1-0	3-1	1-0	2-0	2-1
Penalties-Yards	9-69	5-36	4-19	4-34	1-5	6-46	7-90	10-83	4-30	6-50	10-90	8-65
3rd Down Conversions	9 of 21	5 of 17	7 of 19	3 of 13	7 of 13	7 of 13	6 of 14	8 of 15	5 of 17	2 of 8	7 of 14	2 of 12
4th Down Conversions	0 of 1	1 of 1	2 of 2	1 of 1	1 of 1	0 of 3	1 of 3	1 of 2	0 of 2	1 of 1	1 of 1	1 of 2
Possession Time	27:08	32:52	29:18	30:42	33:38	26:22	28:03	31:57	33:48	26:12	36:24	23:36

GAME-BY-GAME STARTERS

AUG. 31 vs. SC (Bank of America Stadium)

OFFENSE

LT Charlie Heck
 LG Ed Montilus
 C Nick Polino
 RG Marcus McKethan
 RT Jordan Tucker
 TE Carl Tucker
 WR Dyami Brown
 WR Dazz Newsome
 WR Antoine Green
 TB Michael Carter
 QB Sam Howell

DEFENSE

NICK D.J. Ford
 N Aaron Crawford
 T Jason Strowbridge
 OLB Tomon Fox
 OLB Allen Cater
 ILB Jeremiah Gemmel
 ILB Chazz Surratt
 CB Greg Ross
 FS Myles Dorn
 SS Myles Wolfolk
 CB Trey Morrison

SEPT. 7 vs Miami

OFFENSE

LT Charlie Heck
 LG Ed Montilus
 C Nick Polino
 RG Marcus McKethan
 RT Jordan Tucker
 TE Carl Tucker
 WR Dyami Brown
 WR Dazz Newsome
 WR Antoine Green
 TB Michael Carter
 QB Sam Howell

DEFENSE

N Aaron Crawford
 T Jason Strowbridge
 OLB Tomon Fox
 OLB Allen Cater
 ILB Jeremiah Gemmel
 ILB Dominique Ross
 CB Patrice Rene
 FS Myles Dorn
 SS Myles Wolfolk
 CB Trey Morrison
 NB D.J. Ford

SEPT. 13 at WF

OFFENSE

LT Charlie Heck
 LG Ed Montilus
 C Brian Anderson
 RG Marcus McKethan
 RT Jordan Tucker
 TE Garrett Walston
 WR Dazz Newsome
 WR Dyami Brown
 WR Beau Corrales
 TB Michael Carter
 QB Sam Howell

DEFENSE

N Aaron Crawford
 T Xach Gill
 OLB Tomon Fox
 ILB Jeremiah Gemmel
 ILB Chazz Surratt
 OLB Allen Cater
 CB Greg Ross
 FS Myles Dorn
 SS Myles Wolfolk
 SS D.J. Ford
 CB Trey Morrison

SEPT. 21 vs. APP STATE

OFFENSE

LT Joshua Ezeudu
 LG Ed Montilus
 C Brian Anderson
 RG Marcus McKethan
 RT Jordan Tucker
 TE Carl Tucker
 WR Dyami Brown
 WR Dazz Newsome
 WR Beau Corrales
 TB Javonte Williams
 QB Sam Howell

DEFENSE

N Aaron Crawford
 T Jason Strowbridge
 OLB Tomon Fox
 OLB Tyrone Hopper
 OLB Tomari Fox
 ILB Dominique Ross
 CB Greg Ross
 FS Myles Dorn
 SS Myles Wolfolk
 CB Trey Morrison
 ILB Jeremiah Gemmel

SEPT. 28 vs. CLEMSON

OFFENSE

LT Charlie Heck
 LG Ed Montilus
 C Brian Anderson
 RG Marcus McKethan
 RT Jordan Tucker
 TE Carl Tucker
 WR Dyami Brown
 WR Dazz Newsome
 WR Beau Corrales
 TB Michael Carter
 QB Sam Howell

DEFENSE

N Aaron Crawford
 T Jason Strowbridge
 OLB Tomon Fox
 OLB Tomari Fox
 ILB Jeremiah Gemmel
 ILB Chazz Surratt
 ILB Dominique Ross
 CB Storm Duck
 FS Myles Dorn
 SS Cam'Ron Kelly
 NB Trey Morrison

OCT. 5 at GT

OFFENSE

LT Charlie Heck
 LG Ed Montilus
 C Brian Anderson
 RG Marcus McKethan
 RT Jordan Tucker
 TE Garrett Walston
 WR Dyami Brown
 WR Dazz Newsome
 WR Beau Corrales
 RB Michael Carter
 QB Sam Howell

DEFENSE

DE Dominique Ross
 NT Aaron Crawford
 DT Jason Strowbridge
 LB Tomon Fox
 LB Jeremiah Gemmel
 LB Chazz Surratt
 LB Allen Cater
 FS Myles Dorn
 SS Don Chapman
 CB Trey Morrison
 CB Storm Duck

OCT. 19 at VT

OFFENSE

LT Charlie Heck
 LG Ed Montilus
 C Brian Anderson
 RG Marcus McKethan
 RT Jordan Tucker
 TE Garrett Walston
 WR Dyami Brown
 WR Dazz Newsome
 WR Beau Corrales
 RB Michael Carter
 QB Sam Howell

DEFENSE

ILB Dominique Ross
 NT Aaron Crawford
 DT Jason Strowbridge
 OLB Tomon Fox
 OLB Allen Cater
 ILB Jeremiah Gemmel
 LB Chazz Surratt
 CB Storm Duck
 FS Myles Dorn
 NB D.J. Ford
 CB Greg Ross

OCT. 26 vs. Duke

OFFENSE

LT Charlie Heck
 LG Ed Montilus
 C Brian Anderson
 RG Marcus McKethan
 RT Jordan Tucker
 TE Garrett Walston
 WR Dyami Brown
 WR Dazz Newsome
 WR Beau Corrales
 RB Michael Carter
 QB Sam Howell

DEFENSE

N Aaron Crawford
 T Jason Strowbridge
 OLB Tomon Fox
 OLB Allen Cater
 ILB Jeremiah Gemmel
 ILB Chazz Surratt
 ILB Dominique Ross
 CB Storm Duck
 FS Myles Dorn
 SS D.J. Ford
 CB Greg Ross

NOV. 2 vs. UVA

OFFENSE

LT Charlie Heck
 LG Joshua Ezeudu
 C Brian Anderson
 RG Marcus McKethan
 RT Jordan Tucker
 TE Garrett Walston
 WR Dyami Brown
 WR Dazz Newsome
 WR Beau Corrales
 RB Michael Carter
 QB Sam Howell

DEFENSE

N Aaron Crawford
 T Jason Strowbridge
 OLB Tomon Fox
 OLB Allen Cater
 ILB Jeremiah Gemmel
 ILB Chazz Surratt
 ILB Dominique Ross
 CB Storm Duck
 FS Myles Dorn
 SS D.J. Ford
 CB Trey Morrison

NOV. 14 at PITT

OFFENSE

LT Charlie Heck
 LG Joshua Ezeudu
 C Brian Anderson
 RG Marcus McKethan
 RT Jordan Tucker
 TE Garrett Walston
 WR Dyami Brown
 WR Dazz Newsome
 WR Beau Corrales
 RB Michael Carter
 QB Sam Howell

DEFENSE

N Aaron Crawford
 N Jahllil Taylor
 T Jason Strowbridge
 OLB Tomon Fox
 OLB Dominique Ross
 ILB Jeremiah Gemmel
 ILB Chazz Surratt
 CB Storm Duck
 FS Myles Dorn
 SS D.J. Ford
 CB DeAndre Hollins

NOV. 23 vs. MERCER

OFFENSE

LT Charlie Heck
 LG Joshua Ezeudu
 C Brian Anderson
 RG Nick Polino
 RT Jordan Tucker
 TE Jake Bargas
 WR Dyami Brown
 WR Rontavius Groves
 WR Beau Corrales
 RB Michael Carter
 QB Sam Howell

DEFENSE

E Jahllil Taylor
 N Aaron Crawford
 T Jason Strowbridge
 OLB Tomon Fox
 OLB Dominique Ross
 ILB Jeremiah Gemmel
 ILB Chazz Surratt
 CB Storm Duck
 FS Myles Dorn
 SS Don Chapman
 CB DeAndre Hollins

NOV. 30 at NC STATE

OFFENSE

LT Charlie Heck
 LG Joshua Ezeudu
 C Brian Anderson
 RG Marcus McKethan
 RT Jordan Tucker
 TE Garrett Walston
 WR Dyami Brown
 WR Dazz Newsome
 WR Beau Corrales
 RB Michael Carter
 QB Sam Howell

DEFENSE

N Aaron Crawford
 N Jahllil Taylor
 T Jason Strowbridge
 OLB Tomon Fox
 OLB Dominique Ross
 ILB Jeremiah Gemmel
 ILB Chazz Surratt
 CB Storm Duck
 FS Myles Dorn
 SS Don Chapman
 CB Trey Morrison



CAROLINA

CAROLINA & OPPONENT LONG PLAYS

CAROLINA LONG PLAYS

Runs (12 yards or more)

60 - Michael Carter vs. Mercer (TD)
59 - Antonio Williams at Pittsburgh
50 - Michael Carter at Wake Forest
45 - Michael Carter vs. Mercer (TD)
40 - Javonte Williams vs. Duke
38 - Michael Carter at NC State
35 - Josh Henderson vs. Mercer
32 - Javonte Williams at Georgia Tech
31 - Michael Carter vs. Clemson
31 - Michael Carter vs. Mercer
29 - Javonte Williams at Georgia Tech
28 - Michael Carter at Virginia Tech
26 - Michael Carter vs. South Carolina
26 - Javonte Williams vs. South Carolina
26 - Michael Carter at Virginia Tech
26 - Antonio Williams vs. Mercer
26 - Javonte Williams at NC State (TD)
24 - Antonio Williams vs. Duke
23 - Michael Carter vs. South Carolina
22 - Antonio Williams vs. South Carolina
22 - Javonte Williams vs. Miami
22 - Jace Ruder at Wake Forest
22 - Javonte Williams vs. Clemson
21 - Javonte Williams vs. Appalachian State
21 - Javonte Williams vs. Virginia
21 - Josh Henderson vs. Mercer
20 - Antonio Williams vs. South Carolina
19 - Javonte Williams vs. Miami
19 - Michael Carter vs. Virginia
18 - Javonte Williams vs. Miami
17 - Javonte Williams at Wake Forest
17 - Antonio Williams at Virginia Tech
17 - Michael Carter vs. Duke
17 - Sam Howell vs. Mercer
16 - Michael Carter vs. Duke
15 - Sam Howell vs. Appalachian State
15 - Michael Carter vs. Clemson
15 - Michael Carter at Georgia Tech
14 - Javonte Williams vs. Miami
14 - Michael Carter at Wake Forest
14 - Michael Carter vs. Virginia
14 - Antonio Williams at Pittsburgh
13 - Michael Carter at Wake Forest
13 - Javonte Williams at Georgia Tech
13 - Javonte Williams at Georgia Tech
13 - Javonte Williams vs. Virginia
13 - Michael Carter vs. Virginia
12 - Sam Howell vs. Appalachian State
12 - Javonte Williams vs. Clemson
12 - Michael Carter at Georgia Tech
12 - Javonte Williams vs. Duke
12 - British Brooks vs. Mercer (TD)

Passes (15 yards or more)

68 - Sam Howell to Antoine Green at Virginia Tech (TD)
66 - Sam Howell to Dyami Brown vs. Mercer (TD)
62 - Sam Howell to Dyami Brown vs. Miami (TD)
57 - Sam Howell to Dyami Brown vs. Virginia
57 - Sam Howell to Dazz Newsome at NC State
55 - Sam Howell to Dyami Brown at Wake Forest (TD)
52 - Sam Howell to Dyami Brown at NC State (TD)
50 - Sam Howell to Antoine Green vs. Virginia (TD)
47 - Sam Howell to Dazz Newsome at Virginia Tech (TD)
47 - Sam Howell to Dazz Newsome vs. Duke (TD)
47 - Sam Howell to Dyami Brown vs. Virginia (TD)
45 - Sam Howell to Dyami Brown at NC State
43 - Sam Howell to Dyami Brown at Virginia Tech
42 - Sam Howell to Dyami Brown vs. Virginia (TD)
41 - Sam Howell to Michael Carter at Georgia Tech
41 - Sam Howell to Beau Corrales vs. Duke
40 - Sam Howell to Dyami Brown vs. Clemson (TD)
39 - Sam Howell to Antoine Green vs. Miami
36 - Sam Howell to Dazz Newsome vs. Miami
34 - Sam Howell to Dazz Newsome vs. Duke
34 - Sam Howell to Dyami Brown vs. Virginia (TD)
34 - Sam Howell to Dazz Newsome at Pittsburgh (TD)
33 - Sam Howell to Emery Simmons vs. Mercer (TD)
33 - Sam Howell to Dyami Brown at NC State
32 - Sam Howell to Dazz Newsome at Wake Forest
31 - Sam Howell to Dazz Newsome vs. South Carolina
31 - Sam Howell to Dazz Newsome vs. Virginia
31 - Sam Howell to Beau Corrales at NC State
31 - Vincent Amendola to Roscoe Johnson at NC State

29 - Sam Howell to Beau Corrales vs. Duke (TD)
27 - Sam Howell to Dazz Newsome at Pittsburgh
26 - Sam Howell to Javonte Williams vs. Clemson
26 - Sam Howell to Beau Corrales at Pittsburgh
25 - Sam Howell to Rontavius Groves vs. South Carolina
25 - Sam Howell to Antoine Green vs. South Carolina
25 - Sam Howell to Dazz Newsome at Pittsburgh
24 - Sam Howell to Beau Corrales vs. Appalachian State
24 - Sam Howell to Dazz Newsome vs. Appalachian State
24 - Sam Howell to Dazz Newsome at NC State
23 - Sam Howell to Dazz Newsome vs. South Carolina
23 - Sam Howell to Beau Corrales at Virginia Tech
22 - Sam Howell to Dyami Brown vs. South Carolina (TD)
22 - Sam Howell to Beau Corrales at Pittsburgh
21 - Sam Howell to Dazz Newsome vs. Appalachian State (TD)
21 - Sam Howell to Rontavius Groves at Georgia Tech
21 - Sam Howell to Dyami Brown at Georgia Tech
21 - Sam Howell to Beau Corrales at Pittsburgh (TD)
21 - Sam Howell to Javonte Williams at NC State
20 - Sam Howell to Rontavius Groves vs. Miami
20 - Sam Howell to Beau Corrales vs. Appalachian State
20 - Sam Howell to Rontavius Groves vs. Appalachian State
20 - Sam Howell to Dazz Newsome at Georgia Tech (TD)
20 - Sam Howell to Beau Corrales at Georgia Tech
20 - Sam Howell to Emery Simmons vs. Duke
19 - Sam Howell to Michael Carter vs. Duke
19 - Sam Howell to Dazz Newsome vs. Virginia
18 - Sam Howell to Dyami Brown vs. South Carolina
18 - Dyami Brown to Sam Howell vs. Miami
18 - Sam Howell to Dyami Brown vs. Appalachian State
18 - Sam Howell to Dyami Brown at Georgia Tech (TD)
17 - Sam Howell to Beau Corrales vs. South Carolina (TD)
17 - Sam Howell to Dyami Brown at Wake Forest (TD)
17 - Sam Howell to Dazz Newsome vs. Appalachian State
16 - Sam Howell to Carl Tucker vs. Miami
16 - Sam Howell to Garrett Walston at Georgia Tech (TD)
16 - Sam Howell to Dazz Newsome at Pittsburgh
15 - Sam Howell to Dyami Brown vs. South Carolina
15 - Sam Howell to Javonte Williams vs. South Carolina
15 - Sam Howell to Carl Tucker vs. Appalachian State
15 - Sam Howell to Dazz Newsome vs. Appalachian State
15 - Sam Howell to Rontavius Groves at Georgia Tech
15 - Sam Howell to Beau Corrales at Pittsburgh

Returns (50 or more on kickoffs, 20 or more on punts and interceptions, 10 or more on fumble returns)

75 - Michael Carter kickoff return vs. Appalachian State
42 - Myles Wolfolk interception return vs. South Carolina
20 - Dazz Newsome punt return vs. Virginia

OPPONENT LONG PLAYS

Runs (12 yards or more)

65 - Bryce Perkins of Virginia (TD)
53 - Quincy Patterson II of Virginia Tech
50 - Zac Thomas of Appalachian State
43 - Jordan Mason of Georgia Tech
41 - Jordan Houston of NC State
37 - DeeJay Dallas of Miami
34 - Tavien Feaster of South Carolina (TD)
31 - Darrynton Evans of Appalachian State
25 - Deon Jackson of Duke
24 - Deshawn McCleave of Virginia Tech
21 - Rico Dowdle of South Carolina
21 - Jamie Newman of Wake Forest
20 - Cam'Ron Harris of Miami
20 - Kenneth Walker of Wake Forest
20 - Jerry Howard Jr. of Georgia Tech
18 - Jarren Williams of Miami
18 - Darrynton Evans of Appalachian State
17 - Rico Dowdle of South Carolina
17 - Zonovan Knight of NC State
16 - DeeJay Dallas of Miami
16 - Trevor Lawrence of Clemson
15 - Kenneth Walker of Wake Forest
15 - James Graham of Georgia Tech
15 - James Graham of Georgia Tech
15 - Deshawn McCleave of Virginia Tech
14 - DeeJay Dallas of Miami
14 - Christian Beal-Smith of Wake Forest
14 - Kenny Pickett of Pittsburgh
13 - DeeJay Dallas of Miami
13 - Travis Etienne of Clemson
13 - Hendon Hooker of Virginia Tech
12 - Zac Thomas of Appalachian State
12 - Jordan Mason of Georgia Tech
12 - James Graham of Georgia Tech

12 - James Graham of Georgia Tech
12 - Quincy Patterson II of Virginia Tech
12 - Bryce Perkins of Virginia
12 - Kenny Pickett of Pittsburgh
12 - Shocky Jacques-Louis of Pittsburgh
12 - Bailey Hockman of NC State

Passes (15 yards or more)

74 - Kenny Pickett to Shocky Jacques-Louis of Pittsburgh (TD)
55 - Hendon Hooker to Tre Turner of Virginia Tech (TD)
51 - Jamie Newman to Sage Surratt of Wake Forest
48 - Kenny Pickett to Taysir Mack of Pittsburgh
43 - Zac Thomas to Malik Williams of Appalachian State
41 - Jamie Newman to Sage Surratt of Wake Forest
40 - Bryce Perkins to Hasise Dubois of Virginia
39 - James Graham to Adonias Sanders of Georgia Tech
39 - Bryce Perkins to Tanner Cowley of Virginia
39 - Devin Leary to Tabari Hines of NC State (TD)
38 - Jarren Williams to Mike Harley of Miami
38 - Trevor Lawrence to Tee Higgins of Clemson
35 - Zac Thomas to Thomas Hennigan of Appalachian State
34 - Bryce Perkins to Terrell Jana of Virginia
32 - James Graham to Ahmarea Brown of Georgia Tech (TD)
31 - Zac Thomas to Thomas Hennigan of Appalachian State
31 - Trevor Lawrence to Justyn Ross of Clemson
30 - Kenny Pickett to Aaron Mathews of Pittsburgh
30 - Bailey Hockman to Emeka Emezie of NC State
29 - Jarren Williams to K.J. Osborn of Miami
28 - Jamie Newman to Sage Surratt of Wake Forest
28 - Trevor Lawrence to Tee Higgins of Clemson
28 - James Graham to Malachi Carter of Georgia Tech (TD)
28 - Kenny Pickett to A.J. Davis of Pittsburgh
28 - Kenny Pickett to Nakia Griffin-Stewart of Pittsburgh
28 - Harrison Frost to David Durden of Mercer
27 - Jamie Newman to Scotty Washington of Wake Forest
26 - Jake Bentley to Shi Smith of South Carolina
26 - Harrison Frost to Yahsyn McKee of Mercer
25 - Ryan Willis to Tre Turner of Virginia Tech
23 - Harrison Frost to David Durden of Mercer
22 - Jake Bentley to Kyle Markway of South Carolina (TD)
22 - Quincy Patterson II to Tavyn Robinson of Virginia Tech
21 - Bryce Perkins to Tavares Kelly Jr. of Virginia
20 - Jarren Williams to Brevin Jordan of Miami
20 - Hendon Hooker to James Mitchell of Virginia Tech
20 - Quentin Harris to Jalon Calhoun of Duke
20 - Quentin Harris to Scott Bracey of Duke
20 - Quentin Harris to Aaron Young of Duke
20 - Bryce Perkins to Hasise Dubois of Virginia
19 - Ryan Willis to Deshawn McCleave of Virginia Tech
19 - Quentin Harris to Deon Jackson of Duke
19 - Devin Leary to Tabari Hines of NC State
18 - Hendon Hooker to Dalton Keene of Virginia Tech
18 - Quincy Patterson II to Damon Hazelton of Virginia Tech
18 - Quentin Harris to Noah Gray of Duke
18 - Bailey Hockman to Emeka Emezie of NC State
17 - Jarren Williams to Mike Harley of Miami
17 - Trevor Lawrence to Tee Higgins of Clemson
17 - James Graham to Adonias Sanders of Georgia Tech
17 - Quentin Harris to Jake Bobo of Duke
17 - Bryce Perkins to Joe Reed of Virginia
16 - Jake Bentley to Rico Dowdle of South Carolina
16 - Jarren Williams to Brevin Jordan of Miami
16 - Trevor Lawrence to Tee Higgins of Clemson
16 - Trevor Lawrence to Tee Higgins of Clemson
16 - Bryce Perkins to Terrell Jana of Virginia
16 - Devin Leary to Zonovan Knight of NC State
15 - Jake Bentley to Kyle Markway of South Carolina
15 - Jarren Williams to Brevin Jordan of Miami
15 - Quentin Harris to Jake Bobo of Duke
15 - Quentin Harris to Scott Bracey of Duke
15 - Bryce Perkins to Hasise Dubois of Virginia
15 - Kenny Pickett to V'Lique Carter of Pittsburgh
15 - Kenny Pickett to Taysir Mack of Pittsburgh

Returns (50 or more on kickoffs, 20 or more on punts and interceptions, 10 or more on fumble returns)

64 - Tobias Oliver of Georgia Tech kickoff return
60 - Shi Smith of South Carolina kickoff return
43 - Thayer Thomas of NC State field goal attempt return
38 - Bryan Edwards of South Carolina punt return
24 - Bryan Edwards of South Carolina punt return
22 - Jalen Alexander of Duke fumble return
20 - Demetrius Taylor of Appalachian State fumble return (TD)

The Automated ScoreBook
 North Carolina Game Results (as of Nov 23, 2019)
 All games

Date	Opponent	Score	Overall	Conference	Time	Attend
Aug 31, 2019	vs South Carolina	W 24-20	1-0	0-0	3:23	52183
* Sep 07, 2019	MIAMI	W 28-25	2-0	1-0	3:18	50500
Sep 13, 2019	at Wake Forest	L 18-24	2-1	1-0	3:12	31345
Sep 21, 2019	APPALACHIAN STATE	L 31-34	2-2	1-0	3:18	50500
* Sep 28, 2019	#1 CLEMSON	L 20-21	2-3	1-1	3:08	50500
* Oct 05, 2019	at Georgia Tech	W 38-22	3-3	2-1	3:17	45044
* Oct 19, 2019	at Virginia Tech	Lo 41-43	3-4	2-2	4:06	65632
* Oct 26, 2019	DUKE	W 20-17	4-4	3-2	3:10	50500
* Nov 02, 2019	VIRGINIA	L 31-38	4-5	3-3	3:08	50500
* Nov 14, 2019	at Pitt	Lo 27-34	4-6	3-4	3:43	39290
Nov 23, 2019	MERCER	W 56-7	5-6	3-4	2:56	50500

The Automated ScoreBook
 North Carolina Overall Team Statistics (as of Nov 23, 2019)
 All games

Team Statistics	NC	OPP
SCORING	334	285
Points Per Game	30.4	25.9
Points Off Turnovers	34	31
FIRST DOWNS	255	221
Rushing	109	80
Passing	134	122
Penalty	12	19
RUSHING YARDAGE	2028	1656
Yards gained rushing	2378	1911
Yards lost rushing	350	255
Rushing Attempts	447	412
Average Per Rush	4.5	4.0
Average Per Game	184.4	150.5
TDs Rushing	9	18
PASSING YARDAGE	2980	2634
Comp-Att-Int	214-361-6	222-359-9
Average Per Pass	8.3	7.3
Average Per Catch	13.9	11.9
Average Per Game	270.9	239.5
TDs Passing	32	16
TOTAL OFFENSE	5008	4290
Total Plays	808	771
Average Per Play	6.2	5.6
Average Per Game	455.3	390.0
KICK RETURNS: #-Yards	20-439	27-594
PUNT RETURNS: #-Yards	10-63	16-139
INT RETURNS: #-Yards	9-38	6-70
KICK RETURN AVERAGE	22.0	22.0
PUNT RETURN AVERAGE	6.3	8.7
INT RETURN AVERAGE	4.2	11.7
FUMBLES-LOST	13-4	17-5
PENALTIES-Yards	64-548	57-425
Average Per Game	49.8	38.6
PUNTS-Yards	56-2319	61-2733
Average Per Punt	41.4	44.8
Net punt average	37.5	39.8
KICKOFFS-Yards	64-3967	55-3359
Average Per Kick	62.0	61.1
Net kick average	39.8	39.0
TIME OF POSSESSION/Game	29:35	30:25
3RD-DOWN Conversions	61/163	62/160
3rd-Down Pct	37%	39%
4TH-DOWN Conversions	13/21	5/11
4th-Down Pct	62%	45%
SACKS BY-Yards	27-169	34-207
MISC YARDS	11	0
TOUCHDOWNS SCORED	41	35
FIELD GOALS-ATTEMPTS	15-22	13-20
ON-SIDE KICKS	0-1	0-1
RED-ZONE SCORES	(37-43) 86%	(34-40) 85%
RED-ZONE TOUCHDOWNS	(23-43) 53%	(24-40) 60%
PAT-ATTEMPTS	(37-37) 100%	(32-33) 97%
ATTENDANCE	303000	181311
Games/Avg Per Game	6/50500	4/45328
Neutral Site Games		1/52183

Score by Quarters	1st	2nd	3rd	4th	OT	Total
North Carolina	85	79	61	99	10	334
Opponents	53	93	69	51	19	285

The Automated ScoreBook
 North Carolina Overall Individual Statistics (as of Nov 23, 2019)
 All games

Rushing	gp	att	gain	loss	net	avg	td	lg	avg/g
Michael Carter	11	143	863	41	822	5.7	3	60	74.7
Javonte Williams	11	143	828	38	790	5.5	3	40	71.8
Antonio Williams	10	41	316	7	309	7.5	1	59	30.9
Josh Henderson	6	13	98	0	98	7.5	0	35	16.3
Jace Ruder	2	4	29	7	22	5.5	0	22	11.0
Rontavius Groves	11	3	13	2	11	3.7	0	8	1.0
British Brooks	9	3	16	6	10	3.3	1	12	1.1
Dazz Newsome	10	3	9	0	9	3.0	0	4	0.9
Dyami Brown	11	1	2	0	2	2.0	0	2	0.2
Chazz Surratt	11	1	0	0	0	0.0	0	0	0.0
Sam Howell	11	84	204	226	-22	-0.3	1	17	-2.0
TEAM	8	8	0	23	-23	-2.9	0	0	-2.9
Total	11	447	2378	350	2028	4.5	9	60	184.4
Opponents	11	412	1911	255	1656	4.0	18	65	150.5

Passing	gp	effic	comp-att-int	pct	yds	td	lg	avg/g
Sam Howell	11	155.51	211-355-6	59.4	2946	32	68	267.8
Jace Ruder	2	79.40	1-2-0	50.0	7	0	7	3.5
Vincent Amendola	1	87.80	1-2-0	50.0	9	0	9	9.0
Dyami Brown	11	251.20	1-1-0	100.0	18	0	18	1.6
TEAM	8	0.00	0-1-0	0.0	0	0	0	0.0
Total	11	154.55	214-361-6	59.3	2980	32	68	270.9
Opponents	11	133.16	222-359-9	61.8	2634	16	74	239.5

Receiving	gp	no.	yds	avg	td	lg	avg/g
Dazz Newsome	10	57	817	14.3	7	47	81.7
Dyami Brown	11	40	797	19.9	10	66	72.5
Beau Corrales	11	32	434	13.6	6	41	39.5
Rontavius Groves	11	26	245	9.4	1	25	22.3
Michael Carter	11	18	141	7.8	2	41	12.8
Javonte Williams	11	11	110	10.0	0	26	10.0
Garrett Walston	11	9	76	8.4	1	16	6.9
Antoine Green	8	5	194	38.8	2	68	24.2
Carl Tucker	9	5	54	10.8	1	16	6.0
Emery Simmons	9	4	72	18.0	1	33	8.0
Sam Howell	11	2	21	10.5	0	18	1.9
Jake Bargas	11	2	6	3.0	1	4	0.5
Antonio Williams	10	2	4	2.0	0	7	0.4
Kamari Morales	2	1	9	9.0	0	9	4.5
Total	11	214	2980	13.9	32	68	270.9
Opponents	11	222	2634	11.9	16	74	239.5

Punt Returns	no.	yds	avg	td	lg
Dazz Newsome	9	63	7.0	0	20
Rontavius Groves	1	0	0.0	0	0
Total	10	63	6.3	0	20
Opponents	16	139	8.7	0	38

Interceptions	no.	yds	avg	td	lg
Myles Wolfolk	3	35	11.7	0	42
Myles Dorn	1	0	0.0	0	0
Dominique Ross	1	0	0.0	0	0
D.J. Ford	1	0	0.0	0	0
Chazz Surratt	1	3	3.0	0	3
Don Chapman	1	0	0.0	0	0
Storm Duck	1	0	0.0	0	0
Total	9	38	4.2	0	42
Opponents	6	70	11.7	0	22

Kick Returns	no.	yds	avg	td	lg
Michael Carter	15	387	25.8	0	75
Garrett Walston	2	12	6.0	0	6
Antonio Williams	2	32	16.0	0	24
Austyn Chestnut	1	8	8.0	0	8
Total	20	439	22.0	0	75
Opponents	27	594	22.0	0	60

Fumble Returns	no.	yds	avg	td	lg
Total	0	0	0.0	0	0
Opponents	1	20	20.0	1	20

The Automated ScoreBook
North Carolina Overall Individual Statistics (as of Nov 23, 2019)
All games

Scoring	td	fg	PAT				dpx	saf	pts
			kick	rush	rcv	pass			
Noah Ruggles	-	15-21	34-34	-	-	-	-	79	
Dyami Brown	10	-	-	-	-	-	-	60	
Dazz Newsome	7	-	-	-	-	-	-	42	
Beau Corrales	6	-	-	-	-	-	-	36	
Michael Carter	5	-	-	1-2	-	-	-	32	
Javonte Williams	3	-	-	-	-	-	-	18	
Antoine Green	2	-	-	-	-	-	-	12	
Garrett Walston	1	-	-	-	1	-	-	8	
Sam Howell	1	-	-	1-3	-	1-1	-	8	
Antonio Williams	1	-	-	-	-	-	-	6	
Carl Tucker	1	-	-	-	-	-	-	6	
Jake Bargas	1	-	-	-	-	-	-	6	
Emery Simmons	1	-	-	-	-	-	-	6	
British Brooks	1	-	-	-	-	-	-	6	
Rontavius Groves	1	-	-	-	-	-	-	6	
Michael Rubino	-	-	2-2	-	-	-	-	2	
Jonathan Kim	-	0-1	1-1	-	-	-	-	1	
Myles Wolfolk	-	-	-	-	-	-	-	0	
Total	41	15-22	37-37	2-5	1	1-1	-	334	
Opponents	35	13-20	32-33	1-1	1	1-3	-	285	

Total Offense	g	plays	rush	pass	total	avg/g
Sam Howell	11	439	-22	2946	2924	265.8
Michael Carter	11	143	822	0	822	74.7
Javonte Williams	11	143	790	0	790	71.8
Antonio Williams	10	41	309	0	309	30.9
Josh Henderson	6	13	98	0	98	16.3
Jace Ruder	2	6	22	7	29	14.5
Dyami Brown	11	2	2	18	20	1.8
Rontavius Groves	11	3	11	0	11	1.0
British Brooks	9	3	10	0	10	1.1
Vincent Amendola	1	2	0	9	9	9.0
Dazz Newsome	10	3	9	0	9	0.9
TEAM	8	9	-23	0	-23	-2.9
Total	11	808	2028	2980	5008	455.3
Opponents	11	771	1656	2634	4290	390.0

Field Goals	fg	pct.	01-19	20-29	30-39	40-49	50-99	lg	blk
Noah Ruggles	15-21	71.4	0-0	7-7	5-7	3-6	0-1	49	3
Jonathan Kim	0-1	0.0	0-0	0-0	0-0	0-0	0-1	0	0

FG Sequence	North Carolina	Opponents
South Carolina	(22),47,(24),(22)	(32),53,(39)
Miami	(37),(40),49	(50),26,(21),49
Wake Forest	(49)	(32)
Appalachian State	(25),56	(31),(43)
Clemson	-	40
Georgia Tech	(32),39	-
Virginia Tech	(26),(29),35,44	(23),(38),41,42
Duke	52,(34),(40)	(23)
Virginia	(37)	(21)
Pitt	(25),(32)	(41),26,(24)
Mercer	-	-

Punting	no.	yds	avg	lg	tb	fc	i20	50+	blk
Ben Kiernan	56	2319	41.4	63	4	21	11	8	0
Total	56	2319	41.4	63	4	21	11	8	0
Opponents	61	2733	44.8	61	12	19	14	17	0

Kickoffs	no.	yds	avg	tb	ob	retn	net	ydln
Michael Rubino	29	1753	60.4	14	1			
Jonathan Kim	28	1782	63.6	17	0			
Cooper Graham	7	432	61.7	2	0			
Total	64	3967	62.0	33	1	22.0	39.8	25
Opponents	55	3359	61.1	31	2	22.0	39.0	26

Numbers in (parentheses) indicate field goal was made.

The Automated ScoreBook
 North Carolina Overall Individual Statistics (as of Nov 23, 2019)
 All games

All Purpose	g	rush	rcv	pr	kr	ir	total	avg/g
Michael Carter	11	822	141	0	387	0	1350	122.7
Javonte Williams	11	790	110	0	0	0	900	81.8
Dazz Newsome	10	9	817	63	0	0	889	88.9
Dyami Brown	11	2	797	0	0	0	799	72.6
Beau Corrales	11	0	434	0	0	0	434	39.5
Antonio Williams	10	309	4	0	32	0	345	34.5
Rontavius Grove	11	11	245	0	0	0	256	23.3
Antoine Green	8	0	194	0	0	0	194	24.2
Josh Henderson	6	98	0	0	0	0	98	16.3
Garrett Walston	11	0	76	0	12	0	88	8.0
Emery Simmons	9	0	72	0	0	0	72	8.0
Carl Tucker	9	0	54	0	0	0	54	6.0
Myles Wolfolk	5	0	0	0	0	35	35	7.0
Jace Ruder	2	22	0	0	0	0	22	11.0
British Brooks	9	10	0	0	0	0	10	1.1
Kamari Morales	2	0	9	0	0	0	9	4.5
Austyn Chestnut	1	0	0	0	8	0	8	8.0
Jake Bargas	11	0	6	0	0	0	6	0.5
Chazz Surratt	11	0	0	0	0	3	3	0.3
Sam Howell	11	-22	21	0	0	0	-1	-0.1
TEAM	8	-23	0	0	0	0	-23	-2.9
Total	11	2028	2980	63	439	38	5548	504.4
Opponents	11	1656	2634	139	594	70	5093	463.0

The Automated ScoreBook
 North Carolina Overall Defensive Statistics (as of Nov 23, 2019)
 All games

#	Defensive Leaders	gp	Tackles				tfl/yds	Sacks	Pass defense			Fumbles		blkd	
			ua	a	tot	no-yds		int-yds	brup	qbh	rcv-yds	ff	kick	saf	
21	Chazz Surratt	11	57	43	100	11.5-50	5.0-40	1-3	3	8	1-0	1	.	.	
44	Jeremiah Gemmel	11	39	37	76	7.0-18	2.5-11	.	2	4	.	2	.	.	
1	Myles Dorn	11	45	29	74	4.5-11	.	1-0	4	1	
16	D.J. Ford	11	30	24	54	2.5-11	1.0-7	1-0	2	3	1-0	.	.	.	
3	Dominique Ross	10	31	18	49	6.0-25	2.5-18	1-0	4	4	.	1	.	.	
92	Aaron Crawford	11	21	25	46	8.0-26	3.0-16	.	.	2	.	1	.	.	
55	Jason Strowbridge	10	24	17	41	6.5-22	3.0-16	.	1	3	3-0	1	1	.	
12	Tomon Fox	11	17	17	34	6.5-35	5.0-30	.	.	5	.	1	.	.	
29	Storm Duck	11	22	7	29	.	.	1-0	4	
4	Trey Morrison	8	24	3	27	0.5-1	.	.	3	
10	Greg Ross	11	20	6	26	2.0-3	.	.	5	
11	Myles Wolfolk	5	16	9	25	1.0-1	.	3-35	
33	Allen Cater	11	12	8	20	2.5-4	0.5-2	.	2	5	
13	Don Chapman	11	14	2	16	.	.	1-0	.	.	.	1	.	.	
15	DeAndre Hollins	11	10	4	14	.	.	.	4	
42	Tyrone Hopper	10	4	9	13	1.5-9	1.5-9	.	.	2	
56	Tomari Fox	10	5	8	13	0.5-1	.	.	.	2	.	1	.	.	
51	Raymond Vohasek	10	6	6	12	3.0-11	1.0-7	
90	Xach Gill	11	6	3	9	1.0-4	1.0-4	1	.	
8	Khadry Jackson	11	3	6	9	0.5-1	
2B	Eugene Asante	11	3	6	9	
9	Cam'Ron Kelly	5	5	2	7	
25	Tre Shaw	5	4	2	6	1.0-3	
5P	Patrice Rene	2	4	2	6	
52	Jahlil Taylor	10	4	2	6	
20	Obi Egbuna	9	3	1	4	.	.	.	1	
34	British Brooks	9	2	2	4	
27	Giovanni Biggers	4	1	3	4	
6	Javon Terry	11	4	.	4	1.0-9	1.0-9	
7S	Jonathan Smith	3	.	3	3	1	
39	Graham Eklund	2	2	.	2	
2C	Javonte Williams	11	2	.	2	1	.	.	
61	Drew Little	11	.	2	2	
14	Jake Lawler	8	.	2	2	
9A	Corey Bell Jr.	4	.	1	1	
4A	Rontavius Groves	11	1	.	1	
30	Matthew Flint	2	.	1	1	
80	Jake Bargas	11	1	.	1	
3A	Antoine Green	8	1	.	1	
23	Josh Henderson	6	.	1	1	
98	Kevin Hester Jr.	1	1	.	1	1.0-1	
7Q	Sam Howell	11	1	.	1	
87	Noah Turner	11	.	1	1	
Total		11	445	312	757	68-246	27-169	9-38	35	40	5-0	10	2	.	
Opponents		11	421	392	813	81-321	34-207	6-70	40	34	4-20	9	3	.	

The Automated ScoreBook
North Carolina Red-Zone Results (as of Nov 23, 2019)
All games

North Carolina Inside Opponent Red-Zone

Date	Opponent	Score	Times In RZ	Times Scored	Total Pts	Rush TDs	Pass TDs	FGs Made	Failed to score inside RZ						
									FGA	Down	Int	Fumb	Half	Game	
Aug 31, 2019	vs South Carolina	W 24-20	4	4	16	1	0	1	3	0	0	0	0	0	0
Sep 07, 2019	MIAMI	W 28-25	4	4	21	2	1	1	2	0	0	0	0	0	0
Sep 13, 2019	at Wake Forest	L 18-24	3	3	18	2	0	2	1	0	0	0	0	0	0
Sep 21, 2019	APPALACHIAN STATE	L 31-34	4	4	24	3	1	2	1	0	0	0	0	0	0
Sep 28, 2019	CLEMSON	L 20-21	2	2	13	2	1	1	0	0	0	0	0	0	0
Oct 05, 2019	at Georgia Tech	W 38-22	7	6	38	5	1	4	1	1	0	0	0	0	0
Oct 19, 2019	at Virginia Tech	L 41-43	6	5	27	3	0	3	2	1	0	0	0	0	0
Oct 26, 2019	DUKE	W 20-17	2	1	3	0	0	0	1	0	0	0	1	0	0
Nov 02, 2019	VIRGINIA	L 31-38	3	1	3	0	0	0	1	0	2	0	0	0	0
Nov 14, 2019	at Pitt	L 27-34	4	3	13	1	0	1	2	0	1	0	0	0	0
Nov 23, 2019	MERCER	W 56-7	4	4	28	4	3	1	0	0	0	0	0	0	0
Totals			43	37	204	23	7	16	14	2	3	0	1	0	0
37 of 43 (86.0%)															

Opponents Inside North Carolina Red-Zone

Date	Opponent	Score	Times In RZ	Times Scored	Total Pts	Rush TDs	Pass TDs	FGs Made	Failed to score inside RZ						
									FGA	Down	Int	Fumb	Half	Game	
Aug 31, 2019	vs South Carolina	W 24-20	2	2	6	0	0	0	2	0	0	0	0	0	0
Sep 07, 2019	MIAMI	W 28-25	6	4	22	3	1	2	1	1	1	0	0	0	0
Sep 13, 2019	at Wake Forest	L 18-24	4	3	17	2	2	0	1	0	1	0	0	0	0
Sep 21, 2019	APPALACHIAN STATE	L 31-34	4	4	24	3	3	0	1	0	0	0	0	0	0
Sep 28, 2019	CLEMSON	L 20-21	2	2	14	2	2	0	0	0	0	0	0	0	0
Oct 05, 2019	at Georgia Tech	W 38-22	1	1	8	1	1	0	0	0	0	0	0	0	0
Oct 19, 2019	at Virginia Tech	L 41-43	5	5	27	3	1	2	2	0	0	0	0	0	0
Oct 26, 2019	DUKE	W 20-17	4	3	17	2	1	1	1	0	0	1	0	0	0
Nov 02, 2019	VIRGINIA	L 31-38	5	5	31	4	1	3	1	0	0	0	0	0	0
Nov 14, 2019	at Pitt	L 27-34	6	4	24	3	3	0	1	1	1	0	0	0	0
Nov 23, 2019	MERCER	W 56-7	1	1	7	1	0	1	0	0	0	0	0	0	0
Totals			40	34	197	24	15	9	10	2	3	1	0	0	0
34 of 40 (85.0%)															

The Automated ScoreBook
 North Carolina Team Game-by-Game (as of Nov 23, 2019)
 All games

TEAM STATISTICS

Date	Opponent	Rushing				Receiving				Passing				Kick Returns				Punt Returns				tot off
		no.	yds	td	lg	no.	yds	td	lg	cmp-att-int	yds	td	lg	no.	yds	td	lg	no.	yds	td	lg	
Aug 31	vs South Carolina	52	238	0	26	15	245	2	31	15-24-0	245	2	31	1	13	0	13	1	15	0	15	483
Sep 07	MIAMI	36	97	1	22	17	292	2	62	17-25-0	292	2	62	0	0	0	0	1	0	0	0	389
Sep 13	at Wake Forest	37	144	0	50	18	189	2	55	18-30-0	189	2	55	2	28	0	22	1	9	0	9	333
Sep 21	APPALACHIAN STATE	40	146	1	21	27	323	3	24	27-42-2	323	3	24	5	129	0	75	1	5	0	5	469
Sep 28	CLEMSON	36	146	1	31	15	144	2	40	15-27-0	144	2	40	1	25	0	25	0	0	0	0	290
Oct 05	at Georgia Tech	46	211	1	32	33	376	4	41	33-51-1	376	4	41	3	65	0	27	2	20	0	12	587
Oct 19	at Virginia Tech	40	143	0	28	26	348	5	68	26-49-0	348	5	68	0	0	0	0	0	0	0	0	491
Oct 26	DUKE	45	205	0	40	10	227	2	47	10-26-2	227	2	47	1	38	0	38	3	-6	0	0	432
Nov 02	VIRGINIA	39	186	0	21	15	353	4	57	15-29-0	353	4	57	1	23	0	23	1	20	0	20	539
Nov 14	at Pitt	35	136	0	59	27	322	3	34	27-43-1	322	3	34	4	86	0	40	0	0	0	0	458
Nov 23	MERCER	41	376	5	60	11	161	3	66	11-15-0	161	3	66	2	32	0	24	0	0	0	0	537
Opponents		447	2028	9	60	214	2980	32	68	214-361-6	2980	32	68	20	439	0	75	10	63	0	20	5008
Opponents		412	1656	18	65	222	2634	16	74	222-359-9	2634	16	74	27	594	0	60	16	139	0	38	4290

Games: 11 • Avg/rush: 4.5 • Avg/catch: 13.9 • Pass effic: 154.55 • KR avg: 22.0 • PR avg: 6.3 • All purpose avg/game: 504.4 • Total offense avg/gm: 455.3

Date	Opponent	Tackles				Sacks no-yds	Fumble		Pass Defense			blkd kick	PAT Attempts			off				
		ua	a	total	tfl-yds		ff	fr-yds	int-yds	qbh	brup		kick	rush	rcv	saf	t/o	pts		
Aug 31	vs South Carolina	30	36	66	7.0-28	3.0-19	0	0-0	2-33	4	1	0	1-1	1	0	0	0	0	0	24
Sep 07	MIAMI	45	34	79	8.0-25	4.0-20	1	0-0	0-0	7	3	2	2-2	1	0	0	0	0	28	
Sep 13	at Wake Forest	45	32	77	5.0-13	1.0-6	0	0-0	1-0	1	4	0	1-1	0	1	0	3	18		
Sep 21	APPALACHIAN STATE	38	28	66	7.0-24	2.0-13	0	0-0	1-2	2	3	0	4-4	0	0	0	0	31		
Sep 28	CLEMSON	30	26	56	3.0-13	1.0-9	1	1-0	0-0	7	4	0	2-2	0	0	0	7	20		
Oct 05	at Georgia Tech	32	22	54	6.0-20	2.0-14	0	0-0	2-0	1	2	0	5-5	0	0	0	7	38		
Oct 19	at Virginia Tech	42	44	86	7.0-29	3.0-21	1	2-0	0-0	1	3	0	5-5	0	0	0	3	41		
Oct 26	DUKE	45	28	73	6.0-33	5.0-30	3	1-0	2-3	5	4	0	2-2	0	0	0	20			
Nov 02	VIRGINIA	51	16	67	6.0-22	3.0-17	2	0-0	0-0	3	0	0	4-4	0	0	0	31			
Nov 14	at Pitt	48	6	54	4.0-8	1.0-4	1	0-0	0-0	8	8	0	3-3	0	0	0	27			
Nov 23	MERCER	39	40	79	9.0-31	2.0-16	1	1-0	1-0	1	3	0	8-8	0	0	0	14	56		
Opponents		445	312	757	68.0-246	27.0-169	10	5-0	9-38	40	35	2	37-37	2	1	0	34	334		
Opponents		421	392	813	81.0-321	34.0-207	9	4-20	6-70	34	40	3	32-33	1	1	0	31	285		

Date	Opponent	Punting										Field Goals			Kickoffs				
		no.	yds	avg	long	blkd	tb	fc	50+	i20	md-att	long	blkd	no.	yds	avg	tb	ob	
Aug 31	vs South Carolina	5	208	41.6	48	0	0	1	0	0	3-4	24	1	6	375	62.5	3	0	
Sep 07	MIAMI	4	110	27.5	35	0	0	2	0	1	2-3	40	0	6	390	65.0	5	0	
Sep 13	at Wake Forest	10	460	46.0	57	0	1	3	3	2	1-1	49	0	4	231	57.8	2	0	
Sep 21	APPALACHIAN STATE	4	171	42.8	58	0	1	2	1	1	1-2	25	1	6	318	53.0	2	1	
Sep 28	CLEMSON	7	315	45.0	63	0	1	2	1	2	0-0	0	0	3	188	62.7	1	0	
Oct 05	at Georgia Tech	4	158	39.5	51	0	0	0	1	1	1-2	32	0	7	432	61.7	2	0	
Oct 19	at Virginia Tech	7	277	39.6	52	0	1	4	1	1	2-4	29	1	6	384	64.0	5	0	
Oct 26	DUKE	5	211	42.2	49	0	0	2	0	0	2-3	40	0	5	317	63.4	3	0	
Nov 02	VIRGINIA	2	76	38.0	43	0	0	1	0	1	1-1	37	0	6	372	62.0	3	0	
Nov 14	at Pitt	3	133	44.3	52	0	0	1	1	1	2-2	32	0	6	387	64.5	4	0	
Nov 23	MERCER	5	200	40.0	49	0	0	3	0	1	0-0	0	0	9	573	63.7	3	0	
Opponents		56	2319	41.4	63	0	4	21	8	11	15-22	49	3	64	3967	62.0	33	1	
Opponents		61	2733	44.8	61	0	12	19	17	14	13-20	50	1	55	3359	61.1	31	2	

The Automated ScoreBook
North Carolina Opponent Game-by-Game (as of Nov 23, 2019)
All games

OPPONENT STATISTICS

Date	Opponent	Rushing				Receiving				Passing				Kick Returns				Punt Returns				tot off
		no.	yds	td	lg	no.	yds	td	lg	cmp-att-int	yds	td	lg	no.	yds	td	lg	no.	yds	td	lg	
Aug 31	vs South Carolina	31	128	1	34	16	142	1	26	16-30-2	142	1	26	3	100	0	60	3	66	0	38	270
Sep 07	MIAMI	37	179	1	37	30	309	2	38	30-39-0	309	2	38	1	15	0	15	0	0	0	0	488
Sep 13	at Wake Forest	48	222	2	21	14	214	1	51	14-26-1	214	1	51	1	23	0	23	3	3	0	10	436
Sep 21	APPALACHIAN STATE	35	161	3	50	20	224	0	43	20-29-1	224	0	43	1	19	0	19	0	0	0	0	385
Sep 28	CLEMSON	31	125	2	16	18	206	1	38	18-30-0	206	1	38	2	67	0	38	0	0	0	0	331
Oct 05	at Georgia Tech	29	150	1	43	11	171	2	39	11-24-2	171	2	39	5	110	0	31	3	16	0	8	321
Oct 19	at Virginia Tech	60	254	2	53	14	236	3	55	14-21-0	236	3	55	1	21	0	21	1	9	0	9	490
Oct 26	DUKE	37	100	1	25	22	229	1	20	22-43-2	229	1	20	2	38	0	20	2	21	0	14	329
Nov 02	VIRGINIA	32	134	2	65	31	383	3	40	31-40-0	383	3	40	3	58	0	23	1	8	0	8	517
Nov 14	at Pitt	37	139	3	14	25	359	1	74	25-41-0	359	1	74	2	36	0	19	1	7	0	7	498
Nov 23	MERCER	35	64	0	9	21	161	1	28	21-36-1	161	1	28	6	107	0	25	2	9	0	12	225
North Carolina		412	1656	18	65	222	2634	16	74	222-359-9	2634	16	74	27	594	0	60	16	139	0	38	4290
North Carolina		447	2028	9	60	214	2980	32	68	214-361-6	2980	32	68	20	439	0	75	10	63	0	20	5008

Games: 11 • Avg/rush: 4.0 • Avg/catch: 11.9 • Pass effic: 133.16 • KR avg: 22.0 • PR avg: 8.7 • All purpose avg/game: 463.0 • Total offense avg/gm: 390.0

Date	Opponent	Tackles				Sacks no-yds	Fumble		Pass Defense			blkd kick	PAT Attempts			off					
		ua	a	total	tfl-yds		ff	fr-yds	int-yds	qbh	brup		kick	rush	rcv	saf	t/o	pts			
Aug 31	vs South Carolina	36	52	88	6.0-31	3.0-24	2	1-0	0-0	1	4	1	2-2	0	0	0	0	0	0	0	20
Sep 07	MIAMI	31	26	57	10.0-36	4.0-24	0	0-0	0-0	2	2	0	1-2	0	0	0	0	0	0	0	25
Sep 13	at Wake Forest	33	38	71	8.0-31	6.0-26	1	1-0	0-0	4	5	0	3-3	0	0	0	0	0	7	24	
Sep 21	APPALACHIAN STATE	47	46	93	4.0-24	3.0-21	2	1-20	2-19	2	2	1	4-4	0	0	0	14	34	34		
Sep 28	CLEMSON	32	32	64	9.0-33	3.0-20	0	0-0	0-0	1	3	0	3-3	0	0	0	0	0	21		
Oct 05	at Georgia Tech	56	34	90	7.0-24	1.0-7	1	0-0	1-18	2	3	0	2-2	0	1	0	0	22			
Oct 19	at Virginia Tech	33	50	83	9.0-34	5.0-25	0	0-0	0-0	9	8	1	5-5	1	0	0	0	43			
Oct 26	DUKE	38	34	72	9.0-35	2.0-14	2	1-0	2-30	7	4	0	2-2	0	0	0	10	17			
Nov 02	VIRGINIA	36	26	62	4.0-20	2.0-17	0	0-0	0-0	2	2	0	5-5	0	0	0	0	38			
Nov 14	at Pitt	49	22	71	11.0-43	5.0-29	0	0-0	1-3	4	7	0	4-4	0	0	0	0	34			
Nov 23	MERCER	30	32	62	4.0-10	0.0-0	1	0-0	0-0	0	0	0	1-1	0	0	0	0	7			
North Carolina		421	392	813	81.0-321	34.0-207	9	4-20	6-70	34	40	3	32-33	1	1	0	31	285			
North Carolina		445	312	757	68.0-246	27.0-169	10	5-0	9-38	40	35	2	37-37	2	1	0	34	334			

Date	Opponent	Punting										Field Goals			Kickoffs				
		no.	yds	avg	long	blkd	tb	fc	50+	i20	md-att	long	blkd	no.	yds	avg	tb	ob	
Aug 31	vs South Carolina	5	216	43.2	59	0	0	2	2	2	2-3	39	0	5	323	64.6	4	0	
Sep 07	MIAMI	3	135	45.0	49	0	0	2	0	1	2-4	50	1	6	390	65.0	6	0	
Sep 13	at Wake Forest	8	382	47.8	58	0	4	1	3	1	1-1	32	0	5	289	57.8	2	1	
Sep 21	APPALACHIAN STATE	5	248	49.6	58	0	2	0	3	1	2-2	43	0	7	375	53.6	1	0	
Sep 28	CLEMSON	5	229	45.8	54	0	0	4	1	0	0-1	0	0	4	260	65.0	3	0	
Oct 05	at Georgia Tech	7	294	42.0	51	0	1	2	1	1	0-0	0	0	3	189	63.0	0	0	
Oct 19	at Virginia Tech	6	295	49.2	61	0	3	1	3	2	2-4	38	0	6	390	65.0	6	0	
Oct 26	DUKE	8	388	48.5	55	0	1	3	4	4	1-1	23	0	4	258	64.5	3	0	
Nov 02	VIRGINIA	4	154	38.5	47	0	1	0	0	1	1-1	21	0	7	425	60.7	4	1	
Nov 14	at Pitt	2	76	38.0	42	0	0	1	0	1	2-3	41	0	6	362	60.3	2	0	
Nov 23	MERCER	8	316	39.5	49	0	0	3	0	0	0-0	0	0	2	98	49.0	0	0	
North Carolina		61	2733	44.8	61	0	12	19	17	14	13-20	50	1	55	3359	61.1	31	2	
North Carolina		56	2319	41.4	63	0	4	21	8	11	15-22	49	3	64	3967	62.0	33	1	



PLAYER PROFILES



VINCENT AMENDOLA

QUARTERBACK
6-2 • 215 • FRESHMAN
RALEIGH, N.C. • LEESVILLE



13

2019 – True Freshman Season

Served as the backup quarterback for the final seven games of the regular season • Has completed 3 of 4 passes for 48 yards in two games • Made collegiate debut against Mercer and was 1 of 2 for nine yards against the Bears • His first completed pass was to classmate Kamari Morales for nine yards • Was 2 for 2 against NC State for 39 yards • Completed a 31-yard pass to Roscoe Johnson against the Wolfpack.

Leesville Road High School

A three-year starter at quarterback for Leesville Road • A three-time all-conference selection • Served as a team captain as a junior and senior • Threw for 6,770 yards, rushed for 749 yards, and produced 66 TDs during his three seasons • Posted 3,087 passing yards, 479 rushing yards and 27 TDs as a senior • Notched 1,985 passing yards, 165 rushing yards and 21 TDs as a junior • Added 1,698 passing yards and 18 TDs as a sophomore • Was part of the Young Life Leadership Group • Coached by Chad Smothers.

Personal

Son of MaryAnn and John Amendola • Father, John, played basketball at Marshall

VINCENT AMENDOLA - CAREER STATISTICS

Year	Passing					Rushing					
	C-A-I	Pct.	Yards	TD	LP	No.	Yards	Avg.	TD	LP	
2019	3-4-0	75.0	48	0	31	24.0	0	0	0.0	0	0
Totals	3-4-0	75.0	48	0	31	24.0	0	0	0.0	0	0

Career Highs: 39 passing yards at NC State (2019); 2 completions at NC State (2019); 2 attempts vs. Mercer (2019), at NC State (2019)



BRIAN ANDERSON

OFFENSIVE LINEMAN
6-3 • 302 • SOPHOMORE
MONTGOMERY, ALA. • MONTGOMERY CATHOLIC



68

• Birthday is May 4.

2019 - Sophomore Season

Appeared in all 12 games and started the final 10 games at center • Blocked for an offense that averaged 469.0 yards per game (14th NCAA/Third ACC), including 285.0 passing yards per game (Third ACC) and 184.0 rushing yards per game (Fourth ACC) • Has played 830 snaps, including a season-high 99 at Georgia Tech • Graded out a season-high 81 percent against Mercer • Graded out at 77 percent against both defending national champion Clemson and Miami.

2018 - Redshirt Freshman Season

Appeared in two games, seeing action against Western Carolina and NC State •




Redshirted in 2017.

Montgomery Catholic High School

Versatile lineman who played primarily at tackle at Montgomery Catholic • Listed as the No. 6 center in the nation and No. 29 player in Alabama by ESPN.com • Ranked the No. 12 center in the country by 247sports.com • Considered the No. 1 offensive guard in Alabama, No. 18 in the South and No. 71 in the country by Scout.com • Selected to the Alabama-Mississippi postseason all-star game • Coached by Aubrey Blackwell.

Personal

Parents are Linda and Charles Anderson • Birthday is May 7



WISDOM ASABORO

DEFENSIVE LINEMAN
6-7 • 295 • FRESHMAN
CHARLOTTE, N.C. • COVENANT DAY



94

2019 – True Freshman Season

A valuable squad member who added depth at defensive line.

Covenant Day School

Rated a four-star prospect by ESPN and 247Sports • Considered the No. 14 player in the state of North Carolina and the No. 22 defensive tackle in the country by 247Sports • Also ranked the No. 15 player in the state and the No. 26 player at his position by ESPN • Only played one year of high school football • Posted 28 tackles, four sacks and eight TFL • Coached by Chris James.

Personal

Son of Betty and Ray Asaboro • Hosted in the U.S. by Gina and Greg Bridgeford • Birthday is May 16 • Moved to the U.S. from Nigeria at 16 • Decided to make the move to pursue his academic goals in the U.S. through Access 2 Success, a program that seeks to improve educational opportunities for Nigerian students.



EUGENE ASANTE

LINEBACKER
6-1 • 215 • FRESHMAN
CHANTILLY, VA. • WESTFIELD



41

2019 – True Freshman Season

Appeared in all 12 games at linebacker and on special teams • Had 11 tackles, all coming in the final three games of the regular season • Had a team-leading eight tackles versus Mercer • Added two tackles at NC State and had a single tackle at Pitt.

Westfield High School

Consensus four-star prospect according to the 247Sports Composite • Considered the No. 9 player in the state of Virginia and the No. 9 outside linebacker in the country by ESPN • Also ranked No. 5 in Virginia and No. 12 at his position nationally by 247Sports • Helped Westfield to a 13-1 record and a spot in the 6A state semifinals • Named first-team All-USA Virginia by USA Today at linebacker as a senior • Tabbed first-team all-state • Earned Region 6D and Concorde District Defensive Player of the Year honors • A first-team All-Met selection by the Washington Post • Led Westfield to a 15-0 record and a state championship as a junior • Named the Northern Virginia Player of the Year • Tabbed first-team all-state • Earned Concorde District Offensive Player of the Year honors • Posted 1,866 rushing yards and 15 TDs on 296 carries • Coached by Kyle Simmons.

Personal

Son of Jaqualine and Paul Asante • Birthday is Jan. 22.



PLAYER PROFILES



LAYTON BARBER

OFFENSIVE LINE
6-5 • 325 • JUNIOR
SOUTHERN PINES, N.C. • PINECREST



2019 - Junior Season

Appeared in the Mercer game.

2018 - Sophomore Season

Appeared in 11 games.

2017 - Redshirt Freshman Season

Appeared in the Western Carolina game • Redshirted in 2016.

Pinecrest High School

Earned first-team all-conference honors at Pinecrest • Also played basketball and competed in track and field • Football coach was Chris Metzger.

Personal

Enrolled at UNC in January 2016 • Spurned scholarship offers from other institutions to walk on at UNC • Birthday is May 24.



JAKE BARGAS

TIGHT END
6-3 • 250 • SENIOR
BOCA RATON, FLA. • ST. ANDREWS



2019 - Senior Season

Appeared in all 12 games at tight end and on special teams • Has two catches for six yards and a TD • His four-yard TD versus Mercer was his second career receiving TD • Also had a tackle against the Bears.

2018 - Junior Season

Appeared in 11 games, starting five • Caught eight passes for 80 yards and a TD • Made an 18-yard reception at ECU • Had one catch for seven yards against Pitt • Posted two catches for seven yards at Virginia • Posted a 9-yard reception at Duke • Tallied two receptions for 41 yards and a TD versus Western Carolina.

2017 - Sophomore Season

Appeared in 11 games and made one start • Had eight catches for 72 yards on the season • Made his first career start and had a 14-yard reception in the win over WCU • Caught a 14-yard pass against Miami • Had a 4-yard catch against Virginia • Finished with one catch against Notre Dame • Had one reception at Georgia Tech • Caught three passes for 36 yards, including a 23-yard reception, against Louisville.

2016 - Redshirt Freshman Season

Had two catches for 22 yards on the season • Made his first career reception on a 23-yard tipped pass from Mitch Trubisky that was originally intended for Ryan Switzer • Redshirted in 2015.

St. Andrews High School

Considered the No. 13 tight end in the nation by ESPN.com • Ranked the No. 23 tight end in the country and the No. 86 player in Florida by Rivals • Earned first-team Sun Sentinel all-county honors • Was an honorable-mention 3A all-state selection • Made 47 receptions for 869 yards and eight TDs • Caught 54 passes for 1,054 yards and 11 TDs as a junior • Hauled in 45 receptions for 824 yards and 10 TDs as sophomore • Also returned punts and had several rushing attempts • High school head coach was Steve Howey • Also played basketball and lacrosse and

was offered scholarships to play lacrosse at several Division I schools.

Personal

Nickname is "Jembe" • The person who had the biggest impact on his life is his mother, Lori Bargas • Birthday is Nov. 28.



JAKE BARGAS - CAREER STATISTICS

Year	Rec.	Yards	Avg.	TD	LP
2016	2	22	11.0	0	23
2017	8	72	9.0	0	23
2018	8	80	10.0	1	38
2019	2	6	3.0	1	4
Totals	20	180	9.0	2	38

Career Highs: 3 receptions vs. Louisville (2017); 41 receiving yards vs. WCU (2018)



WILLIAM BARNES

OFFENSIVE LINE
6-3 • 318 • REDSHIRT FRESHMAN
APOPKA, FLA. • APOPKA



2019 - Redshirt Freshman Season

Appeared in 11 games on the offensive line and special teams • Played a season-high 37 snaps against Mercer • Appeared in three games before redshirting in 2018.

Apopka High School

Four-star prospect who was ranked the No. 5 offensive tackle in the country and the No. 45 overall player in the country by the 247Sports composite • Was also considered the No. 10 player in Florida by 247Sports • A member of the ESPN300 who was also considered the No. 53 player nationally, the No. 4 player at his position and the No. 14 player in the state of Florida by ESPN.com • Rated the No. 2 player at his position, the No. 21 player in Florida and the No. 82 player overall by Rivals • Ranked No. 6 in the Orlando Sentinel's Central Florida Super60 • Selected to play in the U.S Army All-American Bowl • Led Apopka High to a 10-4 record and a spot in the Florida 8A regional semifinals • Coached by Rick Darlington at Apopka.

Personal

Son of Kay and Curtis Barnes • Birthday is Sept. 28.



PLAYER PROFILES



COREY BELL JR.

WIDE RECEIVER
5-10 • 190 • SENIOR
CHARLOTTE, N.C. • HOUGH



9

2019 – Redshirt Senior Season

Appeared in four games on special teams • Made one tackle at Wake Forest.

2018 - Senior Season

Appeared in six games, starting two • Posted four tackles, an INT and three PBU • Made one tackle at ECU • Broke up a pass at Duke • Recorded two tackles and a PBU versus Western Carolina • Tallied a tackle and an INT against NC State.

2017 - Junior Season

Appeared in the first three games of the season and made two starts before missing the rest of the year due to injury • Had one tackle against Louisville and ODU • Made his fourth career start and finished with three tackles (two solo) and combined on a TFL against Cal.

2016 - Sophomore Season

Appeared in all 13 games and made two starts • Appeared primarily in nickel package as a third corner • Finished the regular season with 16 total tackles, including one tackle for loss.

2015 - True Freshman Season

Played in three games and saw action on 45 snaps, primarily on special teams.

Hough High School

Ranked the No. 24 player in North Carolina and among the top 100 cornerback prospects in the country • Posted 23 tackles, intercepted six passes for 73 yards, had five pass breakups as a senior leading Hough to a 10-4 record • Returned 10 kickoff for 170 yards and 10 punts for 212 yards • Also had 12 receptions for 124 yards and two TDs • Named to the All-Charlotte Observer team • High school head coach was Miles Aldridge.

Personal

Nickname is "C-Bell" • Originally wore No. 18 at UNC because he wore it in high school • Person who had the biggest impact on his life is his father Myron Bell, who was a safety in the NFL and started in Super Bowl XXX for Pittsburgh • Son of Myron and Kimberly Bell • Birthday is Jan. 23.

COREY BELL JR. - CAREER STATISTICS

Year	UA	A	Total	TFL	SACKS	INT	PBU	FF	FR
2015	0	0	0	0-0	0-0	0	0	0	0
2016	11	5	16	1.0-1	0-0	0	0	0	0
2017	3	2	5	0.5-2	0-0	0	0	0	0
2018	3	1	4	0-0	0-0	1	3	0	0
2019	0	1	1	0.0	0-0	0	0	0	0
Totals	17	9	26	1.5-3	0-0	1	3	0	0

Career High: 4 tackles vs. Miami (2016), NC State (2016)



GIOVANNI BIGGERS

DEFENSIVE BACK
6-1 • 180 • FRESHMAN
COLUMBIA, MD. • BOYS' LATIN



27

2019 – True Freshman Season

Appeared in five games at defensive back and on special teams • Had four tackles versus Mercer.

Boys' Latin School

Listed as the No. 9 player in the state of Maryland and the No. 44 safety nationally by Rivals • Ranked No. 11 in the state and the No. 56 safety nationally by the 247Sports Composite • Considered the No. 16 player in the state and a three-star prospect by ESPN • A two-time All-MIAA selection • A first-team All-Metro selection as a senior • Earned All-MIAA honors • Posted 81 tackles, 3.5 TFL, two INTs and five PBU • An All-MIAA selection as a junior • Tallied 62 tackles, two INTs, 13 PBU and two forced fumbles • Made regular appearances on the Dean's List • Coached by Ritchie Schell.

Personal

Son of Sarah Hall and Alfonso Biggers • Birthday is Feb. 8.



DONOVAN BREWINGTON

QUARTERBACK
5-10 • 170 • FRESHMAN
HOPE MILLS, N.C. • SOUTH VIEW



12

2019 – True Freshman Season

A valuable squad member who added depth at quarterback.

South View High School

A four-year veteran who served as team captain each year • A first-team all-region and all-conference selection • Earned conference player of the year honors • Was selected to play in the Shrine Bowl • Passed for 7,021 yards and 102 TDs during his four-year career • His 7,021 yards set a city record • Set 22 school records including total yards and passing yards • Posted 3,021 passing yards, a city record, and 33 TDs as a senior • Was a Scholar-Athlete and a member of the honor roll • Coached by Rodney Brewington.

Personal

Son of Mia and Rodney Brewington • Birthday is Nov. 2.



BRITISH BROOKS

RUNNING BACK
5-8 • 205 • SOPHOMORE
GASTONIA, N.C. • ASHBROOK



34

2019 – Sophomore Season

Appeared in 10 games at running back and on special teams • Rushed three times for 10 yards and a touchdown versus Mercer • Scored from 12 yards out for his first collegiate rushing TD • Had five single-tackle games against Georgia Tech, Duke, Virginia, Mercer and NC State.



PLAYER PROFILES



2018 - True Freshman Season

Appeared in six games at running back and on special teams • Carried the ball seven times for 57 yards against Western Carolina • Added three tackles • Had single-tackle games versus Virginia Tech, Virginia and Duke.

Ashbrook High School

A two-time first-team All-Big South Conference selection • Rushed for 2,597 yards and 31 TDs over his final two prep seasons • A preseason WSOC Big 22 standout prior to his senior season • Tabbed first-team All-Big South Conference • Posted 1,344 rushing yards and 15 TDs • Earned Big South Offensive Player of the Year as a junior • Claimed first-team All-Big South Conference honors • Rushed for 1,253 yards and 16 TDs • Was a member of the Honors Technical Society • Coached by Brian Andrews.

Personal

Son of Leslie Brooks and Darius James • Birthday is Nov. 18.

BRITISH BROOKS - CAREER STATISTICS

Year	Rushing					Receiving				
	No.	Yards	Avg.	TD	LP	No.	Yards	Avg.	TD	LP
2018	7	57	8.1	0	27	0	0	0.0	0	0
2019	3	10	3.3	1	12	0	0	0.0	0	0
Totals	7	57	8.1	0	27	0	0	0.0	0	0

Career Highs: 7 carries vs. Western Carolina (2018); 57 rushing yards vs. Western Carolina (2018)

Personal

Son of Charles Brown and Tamiko Patterson • Birthday is Nov. 1



DYAMI BROWN - CAREER STATISTICS

Year	Rec.	Yards	Avg.	TD	LP
2018	17	173	10.2	1	21
2019	46	947	20.6	11	66
Totals	63	1120	17.8	12	66

Career Highs: 6 receptions at Georgia Tech (2019), vs. Virginia (2019), at NC State (2019); 202 receiving yards vs. Virginia (2019); 3 receiving TD vs. Virginia (2019)



DYAMI BROWN

WIDE RECEIVER
6-0 • 195 • SOPHOMORE
CHARLOTTE, N.C. • WEST MECKLENBURG



21

2019 - Sophomore Season

Third team All-ACC selection • Named ACC Receiver of the Week twice • Ranked 12th nationally among WRs (2nd in ACC) at 20.6 yards per catch (min. 2 catches/game) and 11 receiving TDs • 7th in ACC with 78.9 receiving yards per game • Had 150 yards on six catches and a TD at NC State • Caught five balls for 35 yards and a TD at Pitt • Set career highs with three TDs, 202 yards and six catches against Virginia • 202 yards is 7th most in UNC history • Grabbed six balls for 77 yards a TD in the 38-22 win at Georgia Tech • Had three catches for 63 yards and a 40-yard TD against No. 1 Clemson • Had a 55-yard reception and a 17-yard TD at Wake Forest as part of a three-catch, 84-yard performance • Connected on a 62-yard catch-and-run for a TD as part of an 80-yard, four-reception evening against Miami • Completed an 18-yard pass to Sam Howell against the Hurricanes • His acrobatic TD catch against South Carolina resulted in the No. 1 play on SportsCenter Top 10 • Had four catches for 69 yards in his hometown of Charlotte against the Gamecocks.

2018 - True Freshman Season

Saw action in 10 games, starting six, at wide receiver • Caught 17 passes for 173 yards and a TD • Recorded three receptions for 24 yards at ECU • Notched two receptions and his first career TD against Pitt • Added two catches in four consecutive games against Miami, Virginia Tech, Syracuse and Georgia Tech • Had single-reception games versus Duke and Western Carolina • Posted two catches for 25 yards against NC State • Enrolled at Carolina in January and participated in spring practice.

West Mecklenburg High School

Listed as the No. 5 player in the state of North Carolina and the No. 32 overall wide receiver by ESPN.com and a member of the ESPN300 • Considered a four-star prospect by ESPN, Rivals and 247Sports • Ranked as the No. 20 overall wide receiver and No. 110 nationally by Rivals • Also ranked No. 171 nationally in the 247Sports composite • Earned an invite to the 2017 Shrine Bowl of the Carolinas • Named to the NCPreps.com all-state team • Led West Mecklenburg High School to a spot in the second round of the state 4A playoffs • Caught 41 passes for 631 yards and 10 TDs as a senior • Added five rushing scores • Finished his junior year with 999 receiving yards and 14 TDs, while adding five INTs at defensive back • Coached by Jarvis Davis at West Meck.



KHAFRE BROWN

WIDE RECEIVER
6-0 • 180 • FRESHMAN
CHARLOTTE, N.C. • WEST MECKLENBURG



1

2019 - True Freshman Season

Appeared in the Appalachian State game.

West Mecklenburg High School

Listed as the No. 7 player in the state of North Carolina and the No. 32 overall wide receiver nationally by ESPN.com • Also a member of the ESPN300 • Considered a four-star prospect by ESPN, Rivals and 247Sports • Ranked in the top 300 nationally by both Rivals and 247 as well • Represented North Carolina at the 2018 Shrine Bowl of the Carolinas • Posted 103 receptions for 1,880 yards and 23 TDs over his three seasons in high school • Led West Mecklenburg to the state quarterfinals for the first time in school history as a senior • Caught 51 passes for 860 yards and nine TDs • Tallied 19 receptions for 212 yards and two TDs as a junior • Notched 33 receptions for 808 yards and 12 TDs as a sophomore • A standout performer in track and field, specializing in sprints and the long jump • Holds a personal-best 10.55 in the 100 meters • Coached by Jarvis Davis.

Personal

Son of Tamiko Patterson and Charles Brown • Younger brother of Carolina wide receiver Dyami Brown • Birthday is May 29.



PLAYER PROFILES



NOLAND BROWN

OFFENSIVE LINEMAN
6-2 • 300 • FRESHMAN
BRYSON CITY, N.C. • SWAIN COUNTY



77

2019 - True Freshman Season

A valuable squad member who added depth on the offensive line.

Swain County

A two-year player along the offensive and defensive line • Served as a captain for both the football and wrestling teams • Posted 92 tackles over his two seasons • Was the Swain County Male Athlete of the Year as a senior • Earned second-team All-WNC honors on the offensive line • Helped clear a path for an offense that posted 3,382 yards and two 1,000-yard rushers • Tallied 39 tackles and 3.5 TFL while on defense • Added 53 stops and two TFL as a junior to earn all-conference honors • A three-year participant in wrestling who went 83-12 over his career • Won the 1A state wrestling championship in the heavyweight division as a senior • Was selected as 1A's Most Outstanding Wrestler regardless of class • Also competed for four seasons in track and field • An AP student who was a member of the National Honor Society • Also involved in the Indigenous Culture Club, the Interact Club and FCA • Coached by Neil Blankenship.

Personal

Son of Tavish and Robbie Brown • Father, Robbie, played football at Western Carolina • Sister, Brooklyn, is a senior at UNC • Birthday is Sept. 15.



Leads team with 919 rushing yards • 5th in the ACC with 76.6 yards per game and 4th in all-purpose yards (125.2) • Had 153 all-purpose yards at NC State (97 rush, 41 kick, 15 receiving) • Ran for season-high 159 yards and scored career-high 3 rushing TDs against Mercer • Had 117 all-purpose yards at Pitt (78 kick, 34 rush, 7 receiving) • Ran for 87 yards on 14 carries against Virginia • Had 64 yards on the ground and 121 all-purpose yards against Duke • Ran for 91 yards (7.0 ypc) at Virginia Tech • Had a season-high 185 (68 rush, 52 receiving, 65 kick return) all-purpose yards against Georgia Tech • Had a game-high 99 yards on 16 carries versus No. 1 Clemson • Rushed for 17 yards, had an 11-yard TD reception and a career-long 75 yard kickoff return against App State • Had team-high 96 yards rushing (7.4 ypc) on 13 carries and scored an 11-yard receiving TD at Wake Forest • Ran for 77 yards against South Carolina.

2018 - Sophomore Season

Appeared in nine games, starting three, at running back • Posted 597 yards and two TDs on 84 carries and caught 25 passes for 135 yards and a TD • Opened the season with six carries for 28 yards and four receptions for 36 yards and a TD • Rushed for 75 yards on seven carries and caught three passes at Miami • Exploded for 165 yards on 18 carries against Virginia Tech to earn ACC Running Back of the Week honors • Rushed for 24 yards and caught three passes at Syracuse • Added 42 rushing yards and a TD and two catches for 18 yards at Virginia • Rushed for 68 yards on 10 carries and caught two passes versus Georgia Tech • Tallied 148 yards and a TD on 18 carries and 32 yards on eight catches at Duke • Added 45 yards on six carries against Western Carolina.

2017 - True Freshman Season

Appeared in 11 games and made a pair of starts • Scored a team-leading eight rushing TDs • Finished with 559 yards on 97 carries, averaging a team-high 5.8 yards per carry • Caught 11 balls for 100 yards and one TD • Rushed eight times for 28 yards and had 51 yards through the air on four catches against NC State • Reached 100 rushing yards for the second time in his career, finishing with 103 yards on 16 carries in the win over WCU • Also tallied his team-high eighth rushing TD of the season • Returned against Pitt and rushed six times for 24 yards • Missed the Miami game due to injury • Made his first career start and finished with a career-best 157 yards on 13 carries against Virginia • Also had a pair of TDs against the Cavaliers • Had four carries for 25 yards and a 5-yard reception against Notre Dame • Caught his first two career passes against Duke • Rushed 14 times for 68 yards and two scores in the win at ODU • Scored five times in first four games • Had eight carries for 15 yards and a TD against Louisville • In his UNC debut, rushed 11 times for 94 yards and two TDs against Cal • In addition to the scoring runs, broke a 47-yard run to put Carolina into the Cal red zone for the first time, then completed the drive with a 2-yard TD run • Added a second score later in the first half with an acrobatic dive to the pylon to finish a 9-yard TD run.



CARSON BURGESS

WIDE RECEIVER
5-11 • 170 • REDSHIRT FRESHMAN
GREENSBORO, N.C. • SOUTHEAST GUILFORD



35

2019 - Redshirt Freshman Season

A valuable squad member who added depth at wide receiver • Redshirted in 2018.

Southeast Guilford High School

A four-year veteran in football • Posted 385 receiving yards and four TDs as a senior • Also competed in track and field and was a three-time state participant • Graduated Summa Cum Laude • Was a member of the National Honor Society • Coached by Kennedy Tinsley.

Personal

Son of Angela and Sam Burgess • Birthday is Sept. 13.



MICHAEL CARTER

RUNNING BACK
5-10 • 200 • JUNIOR
NAVARRE, FLA. • NAVARRE



8

2019 - Junior Season

Third team All-ACC running back & honorable mention All-ACC at all-purpose • School record holder with a 6.1 yards per rush average for a career • 15th in UNC history with 2,075 career rushing yards • 17 career TDs (13 rush, 4 receiving) •

PLAYER PROFILES



Navarre High School

USA Today Florida Offensive Player of the Year • Named 6A Mr. Football by the Florida Dairy Farmers Association • Ranked the No. 49 running back in the country, No. 23 in the South and No. 9 in Florida by Scout.com • Posted 3,345 all-purpose yards, including 2,536 rushing yards, and scored 45 TDs as a senior • One of his senior season highlights was scoring a single-game record seven TDs against rival American Heritage while rushing for 331 yards and accumulating 179 return yards • Helped lead Navarre to a 12-2 record and a berth in the state semifinals • Rushed for 526 yards and nine TDs in less than three games as a junior before suffering a season-ending knee injury • Coached by Jay Walls.

Personal

Son of Suzette Ellington and Tony Carter • Birthday is May 7.

MICHAEL CARTER - CAREER STATISTICS

Year	Rushing					Receiving				
	No.	Yards	Avg.	TD	LP	No.	Yards	Avg.	TD	LP
2017	97	559	5.8	8	56	11	100	9.1	1	24
2018	84	597	7.1	2	49	25	135	5.4	1	31
2019	159	919	5.8	3	60	20	156	7.8	2	41
Totals	340	2,075	6.1	13	60	56	391	7.0	4	41

Career Highs: 20 carries at Georgia Tech (2019); 165 rushing yards vs. Virginia Tech (2018); 3 rushing TD vs. Mercer (2019); 8 receptions at Duke (2018); 52 receiving yards at Georgia Tech (2019)

years as the team went 14-0 • Earned second-team all-region honors as a junior • Played in the Georgia Junior-Sophomore Elite Classic • High school head coach was Mitch Jordan • Also played on the basketball team and lettered in track, running the 400, 200, 4x100, 4x400, and competing in the long jump.

Personal

Son of Mary and Allen Cater Jr. • Plays the drums • Birthday is Oct. 11.



ALLEN CATER - CAREER STATISTICS

Year	UA	A	Total	TFL	SACKS	INT	PBU	FF	FR
2016	0	5	5	0-0	0-0	0	0	0	0
2017	4	7	11	1.0-7	0-0	0	1	1	0
2018	7	5	12	2.0-18	2.0-18	0	0	1	0
2019	12	8	20	2.5-4	0.5-2	0	2	0	0
Totals	23	25	48	5.5-29	2.5-20	0	3	2	0

Career High: 4 tackles at Miami (2018), at Georgia Tech (2019); one sack at ECU (2018), at Syracuse (2018)



ALLEN CATER

DEFENSIVE LINE

6-4 • 260 • SENIOR

HIRAM, GA. • MT. PARAN CHRISTIAN SCHOOL



33

2019 – Senior Season

Appeared in all 12 games and made seven starts at linebacker • Has 20 tackles, 0.5 sack, 2.5 tackles for loss, five pressures and two pass breakups • Came up with two tackles and a 0.5 sack against Virginia • Had three tackles, a pass breakup and a QB hurry against Duke • Had three stops at Virginia Tech • Tied a career high with four tackles at Georgia Tech • Had two tackles and one TFL against No. 1 Clemson • Recorded two tackles and one TFL in the win over Miami • Had three tackles and a QB hurry against South Carolina.

2018 - Junior Season

Appeared in six games, starting three at defensive end, before missing the remainder of the season due to a torn ACL • Tallied 12 tackles, two sacks, two pressures and a forced fumble • Posted two tackles at Cal • Recorded a sack and a forced fumble at ECU • Added two stops versus Pitt • Made four tackles at Miami • Added a tackle against Virginia Tech • Notched two tackles, a sack and two pressures at Syracuse.

2017 - Sophomore Season

Appeared in all 12 games at defensive end • Also saw time on special teams • Totaled 11 tackles and 1.0 tackle for loss • Had one pass breakup and one forced fumble • Posted one tackle at NC State • Had a solo tackle and returned a kickoff 13 yards in the win over WCU • Had a solo tackle against Miami • Had a season-high three stops at Virginia Tech • Finished with one tackle against Virginia • Had a pair of tackles and also returned a kickoff 12 yards against Notre Dame • Had a solo tackle at Georgia Tech • Had a tackle for loss and a forced fumble in the win at ODU • Returned a kickoff six yards against Louisville.

2016 - True Freshman Season

Appeared in six games and registered five tackles as a reserve defensive end.

Mt. Paran Christian School

Ranked the No. 8 defensive end in Georgia and the No. 36 at that position in the South by Scout.com • Considered the No. 65 strongside defensive end in the country by 247sports.com • Received all-state, all-region, all-metro, and All-Cobb County honors following his senior season. • Posted 48 tackles and two sacks as a junior to help lead Mt. Paran to Cobb County's first state championship in 47



DON CHAPMAN

DEFENSIVE BACK

5-11 • 185 • FRESHMAN

SAN DIEGO, CALIF. • LINCOLN



13

2019 – True Freshman Season

Appeared in all 12 games at safety and on special teams • Started three games at safety • Has two interceptions, one forced fumble, one PBU and 20 total tackles • Had four tackles and an interception at NC State • Had four tackles and a forced fumble against Mercer • Had a season-high six tackles at Pitt • Had three solo tackles at Clemson.

Lincoln High School

Considered the No. 83 player in the state of California and the No. 47 safety in the country by 247Sports • Also considered the No. 80 player in California by Rivals • Rated the No. 82 player in California and the No. 60 safety by the 247Sports Composite • Helped lead Lincoln to an 11-5 record and a spot in the 3-AA state final as a senior • Earned first-team All-San Diego honors • A Union-Tribune All-Academic honoree • Posted 50 tackles, three INTs and four PBU • Tallied 540 yards and four TDs receiving along with 242 yards and three TDs rushing • Added two kickoff return TDs, a punt return TD and an INT return for a TD • Led Lincoln to a 9-3 record and the quarterfinals of the Division II state playoffs as a junior • Posted 84 tackles, three INTs and two forced fumbles • Coached by David Dunn.

Personal

Son of Felicia Chapman • Birthday is May 1.



PLAYER PROFILES



AUSTYN CHESTNUT

WIDE RECEIVER
5-8 • 175 • SOPHOMORE
REIDSVILLE, N.C. • REIDSVILLE



2019 – Sophomore Season

Appeared in the Mercer game • Returned one kick for eight yards against the Bears.

2018 – Redshirt Freshman Season


Appeared in two games against Western Carolina and NC State • Came to Carolina as a walk-on prior to the 2017 season • Redshirted in 2017.

Reidsville High School

Team captain helped lead Reidsville to the 2016 state championship and a perfect 16-0 season • Tied a state record as a senior with seven special teams TDs • Had 52 catches for 820 yards and 12 TDs as a receiver • Also had six INTs at cornerback • 2016 AP All-State selection • Played for Doug Marrs.

Personal

Son of Tina and Reggie Chestnut • Birthday is Aug. 23.



PARKS COCHRANE

LINEBACKER
5-11 • 230 • FRESHMAN
CHARLESTON, S.C. • IMG ACADEMY



2019 – True Freshman Season

A valuable squad member who provided depth at linebacker.

IMG Academy

Played four years of varsity football, three at Porter-Gaud School in his hometown of Charleston, S.C. and one at IMG Academy • Tallied 249 total tackles, five sacks and 38.5 TFL over his three prep seasons • Posted 19 tackles, a sack and 2.5 TFL in six games at IMG as a senior • Recorded 125 tackles, three sacks and 24 TFL as a junior at Porter-Gaud • Racked up 105 tackles, a sack, and 12 TFL as a sophomore • Also competed in basketball and track and field as a prepster • Was a member of the National Honor Society • Coached by Kevin Wright at IMG and Rick Reetz at Porter-Gaud.

Personal

Son of Margaret and Luther Cochrane • His father, Luther, played football at UNC



AUSTIN CHRISMON

WIDE RECEIVER
5-10 • 190 • SOPHOMORE
CHINA GROVE, N.C. • SOUTH ROWAN



2019 – Sophomore Season

Appeared in the Mercer game.

2018 – Redshirt Freshman Season

A valuable squad member at wide receiver • Came to Carolina as a walk-on prior to the 2017 season • Redshirted in 2017.

South Rowan High School

Played all over the field at South Rowan, including at wide receiver, running back, quarterback and defensive back • Student body president.

Personal

Son of Angie and Thad Chrismon • Both parents attended UNC, and father Thad was a standout baseball player and a first-team All-American in 1993, who still holds the school record for saves • Birthday is July 29.



CHRIS COLLINS

DEFENSIVE LINE
6-4 • 240 • SOPHOMORE
RICHMOND, VA. • BENEDICTINE COLLEGE PREP



2019 – Sophomore Season

Appeared in four games on the defensive line and on special teams • Saw action against South Carolina, Miami, Wake Forest and Appalachian State.

2018 – True Freshman Season

Appeared in six games • Posted six tackles, a sack, 2.5 TFL and two pressures • Recorded a tackle and a pressure at ECU • Tallied two tackles, a sack and two TFL at Virginia • Notched three tackles and a half TFL against Western Carolina.

Benedictine College Prep

Rated the No. 9 player in the state of Virginia and one of the top 500 players in the country by 247Sports • Also considered the No. 7 player in Virginia by Rivals and the No. 14 player in the state by ESPN.com • Helped lead Benedictine to the VISAA playoffs as a senior • Had 25 tackles, five sacks, 7.0 tackles for loss, a fumble recovery and an INT during his junior season • Also played tight end for Benedictine as well as being a member of the basketball team • Active in the Corps of Cadets as a company commander • Coached by Greg Lilly at Benedictine.

Personal

Son of LaTanya Collins and Kevin Coles • Birthday is Dec. 14.

CHRIS COLLINS - CAREER STATISTICS

Year	UA	A	Total	TFL	SACKS	QBH	INT	PBU	FF	FR
2018	3	3	6	2.5-9	1.0-5	2	0	0	0	0
2019	0	0	0	0.0-0	0.0-0	0	0	0	0	0
Totals	3	3	6	2.5-9	1.0-5	2	0	0	0	0

Career High: 3 tackles vs. Western Carolina (2018); one sack at Virginia (2018); two TFL at Virginia (2018)



TREVOR COLLINS

DEEP SNAPPER
6-2 • 235 • JUNIOR
RAMSEUR, N.C. • EASTERN RANDOLPH



60

2019 – Junior Season

Appeared in all 12 games at short snapper on field goal and extra point attempts.

2018 – Sophomore Season

A valuable squad member providing depth at deep snapper.

2017 – Redshirt Freshman Season

A valuable squad member providing depth at deep snapper • Joined the team as a walk-on prior to the 2016 season • Redshirted in 2016.

Eastern Randolph High School

Played football (four-year varsity player), basketball and track and field at Eastern Randolph High School • Was salutatorian at Eastern Randolph • Earned all-conference and all-county as a center in his senior season • Also played defensive end • Team won the conference title as a junior and made the playoff three times • Coached by Seth Baxter at Eastern Randolph.

Personal

Son of Keith and Lisa Collins • Birthday is Jan. 21.



BEAU CORRALES

WIDE RECEIVER
6-4 • 210 • JUNIOR
GEORGETOWN, TEXAS • GEORGETOWN



15

2019 - Junior Season

Appeared in all 12 games and made 10 starts at wide receiver • Ranks third on the team in catches (36), yards (493) and TDs (6) • Scored a receiving TD in four-straight games • Caught four balls for 59 yards at NC State • Had a career-high 92 yards on five catches and a TD at Pitt • Had five catches for 48 yards and a TD at Virginia Tech • Scored at Georgia Tech along with five catches for 54 yards • Had a TD reception against No. 1 Clemson • Registered a career-high six catches for 84 yards against App State • Hauled in the game-winning TD on a 17-yard connection with Sam Howell in the season-opening victory over South Carolina • Named to Earl Campbell Tyler Rose Award Watch List.

2018 - Sophomore Season

Appeared in eight games, starting five, at wide receiver • Posted 18 receptions for 220 yards and two TDs • Tallied three catches for 31 yards and a TD at Syracuse • Recorded four receptions for 62 yards at Virginia • Made two catches for 29 yards versus Georgia Tech • Added two catches against Western Carolina • Notched four receptions for 61 yards versus NC State • Had single-catch games against Miami, Virginia Tech and Duke.

2017 - True Freshman Season

Appeared in nine games as a true freshman • Averaged 15.9 yards on nine catches for 143 yards and three TDs • Had a 44-yard catch and run for a TD in the win over WCU • Caught two balls for 16 yards in the win at Pitt • Finished with four catches for 64 yards and two TDs against Miami • Had a 12-yard reception against Notre Dame • In his first collegiate game, caught a 7-yard pass in the win at ODU.



Georgetown High School

Considered the No. 27 wide receiver in Texas and among the top wide outs in the country by Scout.com • Caught 90 passes for 1,158 yards and 14 TDs as a senior to lead Georgetown to an 8-3 record • Ranked 144th nationally among wide receivers by 247sports.com • Earned first-team all-district as well as Class 5A all-state honorable mention honors • Made 190 receptions over his last three years for 2,456 yards and 22 TDs • Was named second-team all-district in both 2014 and '15 • District defensive MVP as a junior in basketball • Second-team all-district and academic all-district 25 in football (2015) and basketball (2016) • District defensive MVP in basketball as a sophomore • Coached by Jason Dean.

Personal

Son of Greg and Tammy Corrales • Birthday is March 12.

BEAU CORRALES - CAREER STATISTICS

Year	Rec.	Yards	Avg.	TD	LP
2017	9	143	15.9	3	44
2018	18	220	12.2	2	37
2019	36	493	13.7	6	41
Totals	63	856	13.6	11	44

Career Highs: 6 receptions vs. Appalachian State (2019); 92 receiving yards at Pitt (2019); 2 receiving TD vs. Miami (2019)



PLAYER PROFILES



AARON CRAWFORD

DEFENSIVE LINE
6-2 • 290 • SENIOR
ASHBURN, VA. • STONE BRIDGE



92

2019 - Senior Season

Started all 12 games on the defensive line • Honorable Mention All-ACC • Active team leader with 34 career starts • 2nd on team with 8.0 TFLs • Has 49 tackles and 3.0 sacks this season • His 31 stops (tackles that constitute a “failure” for the offense) is 3rd among all Power 5 interior DL, according to Pro Football Focus • His 91.6 run defensive grade is the best among P5 interior DL, according to PFF • Registered three tackles, a TFL and a forced fumble at Pitt • Had six tackles each in games against both Duke and Virginia Tech • Had a career-high 2.5 TFLs against Georgia Tech • Had two tackles and a QBH against No. 1 Clemson • Had seven tackles versus App State • Had seven tackles, 1.5 TFL and one sack against Miami • Had six total tackles, two tackles for losses and one sack for six yards in the victory over South Carolina • Graded out at 83.8 according to PFF versus the Gamecocks, the highest figure from the Tar Heel defense line.

2018 - Junior Season

Appeared in two games along the defensive line after dealing with an injury in fall camp that plagued him the entire season • Recorded one tackle at Virginia.

2017 - Sophomore Season

Started all 12 games at defensive tackle • Had 29 tackles, 3.0 sacks and 5.0 tackles for loss • Recovered one fumble and had six QB hurries • Had five tackles at NC State • Had a tackle for loss and a QB hurry in the win over WCU • Finished with a pair of tackles and combined for a TFL in the win at Pitt • Had three stops and combined on a sack at Virginia Tech • Picked up his second solo sack of the year against Virginia • Had a pair of tackles and combined on a TFL against Notre Dame • Finished with three tackles and his first solo sack of the year at Georgia Tech • Had a pair of solo stops against Duke • Split a sack among his three tackles and added a QB hurry in the win at ODU • Had a tackle and a QB hurry against Louisville • Finished the season opener with five tackles and a quarterback hurry.

2016 - Redshirt Freshman Season

Became a starter in week four • Played in all 13 games and made 10 starts • Finished with 42 tackles on the season, 1.5 for loss and one sack • Had four tackles in the Sun Bowl • Recorded one stop vs. NC State • Made a career-high 10 tackles and earned his first career sack in a 41-7 win vs. The Citadel • Had three tackles in a 48-20 win over Georgia Tech • Made one tackle in the win at Virginia • Recorded three stops in the win at No. 16 Miami • Made four tackles against Virginia Tech • Started and had two tackles and a quarterback pressure in the win at No. 12 Florida State • Earned his first career start against Pitt and responded with three tackles and assisted on a tackle for loss • Had eight tackles in the win over JMU • Assisted on a tackle in the win at Illinois • Saw action in the season opener vs. No. 18 Georgia but did not record a tackle • Played in just two games (vs. North Carolina A&T and vs. Illinois) before suffering a season-ending knee injury in 2015 • Received a medical redshirt.

Stone Bridge High School

Considered a four-star prospect by Scout.com • Ranked the No. 5 defensive tackle in the East, the No. 12 player in Virginia and the No. 26 prospect in the country by Scout.com • Member of the Scout 300 • Listed as the No. 44 defensive tackle in the country and No. 22 player in Virginia by Rivals.com • Named the No. 24 prospect in Virginia by The Roanoke Times • Earned first-team 5A all-state honors as a senior • Helped lead Stone Bridge to a 10-3 record as a senior • Earned All-Met honorable-mention honors • Collected 69 total tackles and eight sacks as a junior on a 9-3 team that reached the Virginia 5A North region quarterfinals • High school head coach was Mickey Thompson • Also on the wrestling team • Finished third at the state wrestling championships as a junior.

Personal

Nickname is “AC” or “Bam Bam” • The people who had the biggest impact on his life are his parents, Booker and Robin Berry-Crawford • Born Nov. 4.



AARON CRAWFORD - CAREER STATISTICS

Year	UA	A	Total	TFL	SACKS	QBH	PBU	FF	FR
2015	1	5	6	0-0	0-0	0	0	0	0
2016	15	27	42	1.5-6	1.0-5	1	0	0	0
2017	12	17	29	5.0-18	3.0-15	6	0	0	1
2018	0	1	1	0.0-0	0.0-0	0	0	0	0
2019	22	27	49	8.0-26	3.0-16	2	0	1	0
Totals	50	77	127	14.5-50	7.0-36	9	1	0	1

Career High: 10 tackles vs. The Citadel (2016); 2.5 TFLs at Georgia Tech (2019); 1 sack on six occasions



WILL CROWLEY

TIGHT END
6-0 • 200 • FRESHMAN
WINSTON-SALEM, N.C. • REYNOLDS



37

2019 – True Freshman Season

A valuable squad member providing depth at tight end.

Reynolds High School

A four-year player at tight end, defensive end and h-back • A two-time all-conference performer • Posted 150 tackles, 20 sacks, 40 TFL and 11 forced fumbles, while collecting 300 receiving yards and a TD during his prep career • Earned All-Norwest North Carolina as a senior • Tabbed team lineman MVP and co-defensive MVP • Helped his team to a playoff berth • Tallied 65 tackles, 10 sacks and five forced fumbles • Claimed team defensive MVP honors as a junior • Recorded 63 tackles and six forced fumbles • Also helped the basketball team to a conference championship as a junior • Played lacrosse as a sophomore and junior and helped them win two conference championships • A four-year A/B Honor Roll student • Earned R.J. Reynolds’ Zach Bacon Student-Athlete Award • Coached by Pat Crowley.

Personal

Son of Leah and Pat Crowley • His father, Pat, played for Coach Brown and was a four-year letterman from 1986-89 • Birthday is April 27.



NOLAN DeFRANCO

DEFENSIVE LINE
6-6 • 265 • JUNIOR
WINTER GARDEN, FLA. • WEST ORANGE



91

2019 – Junior Season

Appeared in the Mercer game.

2018 – Sophomore Season

A valuable squad member providing depth along the defensive line.

2017 – Redshirt Freshman Season

A valuable squad member providing depth along the defensive line • Redshirted in 2016.

West Orange High School

Member of the Orlando Sentinel's 2016 Central Florida Super60 • Helped guide West Orange to back-to-back district titles and the program's first regional championship • Team steadily improved throughout his career, earning first playoff win since 1999 in 2014 and then finishing 12-2 as a senior • PrepStar All-Southeast Region • Earned all-district honors as a senior • Listed as the No. 44 defensive end prospect in the South by Scout.com and is the No. 18 defensive end in Florida • Considered one of the top 150 prospects in Florida by 247sports.com • Listed as the No. 73 weakside defensive end in the nation by 247sports.com • Earned class 8A second-team all-state honors • Honor roll student • Coached by Bob Head.

Personal

Son of Terri and Joe DeFranco • Birthday is Jan. 29.



the win over WCU • Had three stops in the win at Pitt • Finished with five tackles against Miami • Had nine stops at Virginia Tech • Finished with six tackles against Virginia • Registered his first two career INTs and had nine tackles against Notre Dame • Finished with two solo tackles and a fumble recovery at Georgia Tech • Notched a then career-best 11 tackles (six solo) against Duke • Finished with four tackles and forced a fumble at the goal line in the win at ODU • Had a career-high seven tackles (three solo), combined on a TFL and broke up a pass against Louisville • Started the season opener against Cal and finished with two tackles and a pass breakup.

2016 - True Freshman Season

Appeared in all 13 games at safety • Finished the season with 32 total tackles, one tackle for loss, a pass breakup and a fumble recovery • Tallied four stops in the Sun Bowl • Had a career-high five tackles in the win over James Madison.

Vance High School

Outstanding athlete who played defensive back and wide receiver in high school • Rated the No. 14 player in North Carolina by Rivals.com and the No. 17 safety in the country • Considered the No. 20 player in North Carolina by 247sports.com and the No. 21 player by ESPN.com • Standout on both sides of the ball for Vance, recording six INTs as a defensive back and 1,393 yards on 95 catches as a wide receiver • Coached by Aaron Brand.

Personal

Son of Torin Dorn, former UNC running back and defensive back from 1986-89 • Torin rushed for 1,071 yards in his first three years in Chapel Hill, then started every game as a senior at cornerback before embarking on a six-year NFL career • His mother, Rhonda, also graduated from UNC • Brother, Torin Jr., played basketball at NC State • Birthday is June 25.

MYLES DORN - CAREER STATISTICS

Year	UA	A	Total	TFL	SACKS	QBH	INT	PBU	FF	FR
2016	15	17	32	1.0-3	0-0	0	0	1	0	1
2017	34	37	71	2.5-4	0-0	1	2	7	1	1
2018	34	21	55	2.5-5	0-0	1	2	5	0	0
2019	47	31	78	4.5-11	0-0	1	2	6	0	0
Totals	130	106	236	10.5-23	0-0	3	6	19	1	2

Career High: 14 tackles at Syracuse (2018); 2 TFLs vs. App State (2019); 2 INTs vs. Notre Dame (2017)



MYLES DORN

DEFENSIVE BACK
6-2 • 205 • SENIOR
CHARLOTTE, N.C. • VANCE



1

2019 – Senior Season

Started all 12 games at safety • Honorable mention All-ACC selection • Ranks 19th in the ACC with 6.5 tackles per games • Had four tackles and an interception at NC State • Had five tackles and two PBUs at Pitt • Posted six tackles and a QB hurry against Virginia • Had five tackles against Duke • Had a season high 12 tackles at Virginia Tech • Registered six tackles at Georgia Tech • Came up with three tackles against No. 1 Clemson • Had a season-high 12 tackles and two TFLs against App State • Had five tackles, 1.0 TFL, two PBUs and an INT at Wake Forest • Came up with 10 tackles against Miami • Had seven tackles playing in his hometown of Charlotte in the season opener against South Carolina.

2018 - Junior Season

Started all eight games he appeared in at safety • Recorded 55 tackles, 2.5 TFL, a pressure, two INTs and three PBU • Made six tackles at Cal • Posted five tackles, a TFL and a PBU versus Virginia Tech • Tallied a career-high 14 tackles, a half TFL and a pressure at Syracuse • Notched six tackles, an INT and a PBU at Virginia • Added eight tackles against Georgia Tech • Posted eight tackles, a TFL and an INT at Duke • Made three stops against Western Carolina • Tallied five tackles and a PBU versus NC State.

2017 - Sophomore Season

Started all 12 games at safety • Ranked third on the team with 71 total tackles and 2.5 for loss • Tied for the team lead with two INTs • Had five pass breakups, a QB hurry, a forced fumble and a fumble recovery • Led Carolina with 10 tackles and a had one TFL at NC State • Finished with three tackles and two pass breakups in



PLAYER PROFILES



STORM DUCK

DEFENSIVE BACK
6-3 • 200 • FRESHMAN
BOILING SPRINGS, N.C. • BOILING SPRINGS



2019 – True Freshman Season

Appeared in all 12 games and made eight starts at defensive back • Leads team with five PBUs • Has compiled 32 tackles • Had three tackles and a PBU at NC State • Picked off first career pass against Mercer • Had a season high seven tackles against Virginia • Suffered an injury in opening drive against Duke and missed remainder of the game • Had a PBU and three tackles at Georgia Tech • Made six tackles versus Clemson • Added two stops against App State • Posted single-tackle games against Wake Forest and South Carolina.

Boiling Springs High School

Listed as the No. 15 player in the state of South Carolina and considered a three-star prospect according to Rivals • Ranked No. 19 in the state by ESPN and No. 20 by 247Sports.com • Considered a three-star prospect by both ESPN and 247Sports • Selected for the North-South All-Star game • An All-USA South Carolina second-team pick as a senior • Named second-team all-area by the Herald-Journal • Posted 16 tackles, three INTs and two PBU • Claimed second-team all-area honors from the Herald-Journal as a junior • Tallied 35 tackles, four TFL and a fumble recovery • Coached by Rick Tate.

Personal

Son of Phyllis and Todd Duck • Birthday is Dec. 15.

STORM DUCK - CAREER STATISTICS

Year	UA	A	Total	TFL	SACKS	QBH	INT	PBU	FF	FR
2019	24	8	32	0.0-0	0-0	0	1	5	0	0
Totals	24	8	32	0.0-0	0-0	0	1	5	0	0

Career High: 7 tackles vs. Virginia (2019); 1 INT vs. Mercer (2019)



VAL EDWARDS

DEFENSIVE BACK
6-2 • 190 • FRESHMAN
RALEIGH, N.C. • RAVENSCROFT



2019 – True Freshman Season

A valuable squad member providing depth at defensive back.

Ravenscroft School

Played four years of varsity football and was a two-time all-state selection • Tallied 199 tackles and seven INTs while catching 47 passes for 768 yards and nine TDs during his three prep seasons • Earned NICSAA all-state honors as a punter his senior year • Also played wide receiver, safety and returned kicks en route to two-way all-conference and team MVP honors • Made 67 tackles and caught 19 passes for 349 yards and three TDs • Claimed NCISAA all-state and all-conference honors as a defensive back following his junior season • Recorded 79 tackles and four INTs, while catching 25 passes for 398 yards and six TDs • Added 63 tackles and three INTs as a sophomore • Was also a four-year letterwinner in lacrosse, earning two all-state and three all-conference honors • Was an FCA huddle leader • A member of the 2019 Honor Roll • Coached by Ned Gonet.

Personal

Son of Mary Burr and Val Edwards • Sister, Margaret is a two-time state champion high jumper who won a CAA title at UNCW before transferring and competing at NC State • Birthday is Oct. 10.



OBI EGBUNA

DEFENSIVE BACK
5-11 • 171 • FRESHMAN
CHARLOTTE, N.C. • CHARLOTTE CHRISTIAN



2019 – True Freshman Season

Appeared in 10 games at defensive back and on special teams • Has four tackles and one pass breakup • Had a season-high two tackles and single-tackle games against South Carolina and Georgia Tech.

Charlotte Christian School

Three-star prospect who is considered the No. 57 player in North Carolina by ESPN • A two-time all-state honoree • Recorded 125 tackles, two sacks, four TFL, 14 INTs, 28 PBU and five fumble recoveries over his final three prep seasons • Led Charlotte Christian to a perfect 11-0 record and the NCISAA Div. III state title as a senior • A second-team all-state selection by the Charlotte Observer • Earned NCISAA first-team all-conference honors • Posted 41 tackles, two sacks, three TFL, five INTs, 12 PBU, a forced fumble and a fumble recovery • Also tallied a kick return and an INT return for TDs • Helped Charlotte Christian post a 10-1 record en route to an NCISAA Division I championship as a junior • Claimed honorable mention all-state honors • Notched 48 tackles, a TFL, seven INTs, 11 PBU and two fumble recoveries • Returned two INTs and a fumble recovery for TDs • Was part of a 10-2 Charlotte Christian squad that reached the NCISAA Division I championship game as a sophomore • Recorded 36 tackles, two INTs, five PBU and two fumble recoveries • Coached by Jason Estep.

Personal

Son of Crystal and Obi Egbuna Sr. • Birthday is June 12.

OBI EGBUNA - CAREER STATISTICS

Year	UA	A	Total	TFL	SACKS	QBH	INT	PBU	FF	FR
2019	3	1	4	0.0-0	0-0	0	0	1	0	0
Totals	3	1	4	0.0-0	0-0	0	0	1	0	0

Career High: 2 tackles vs. Mercer (2019); 1 PBU at Georgia Tech (2019)



GRAHAM EKLUND

DEFENSIVE BACK
5-11 • 190 • SENIOR
JACKSON, MISS. • JACKSON PREP/COPIAH-LINCOLN CC



2019 – Senior Season

Appeared in two games at Georgia Tech and Mercer • Had single-tackle games against both the Yellow Jackets and the Bears.

2018 – Junior Season

A valuable squad member providing depth at linebacker • Walked-on to the team prior to the 2017 season and redshirted that year.

Copiah-Lincoln C.C. / Jackson Prep

Earned CoSIDA Academic All-State honors at Copiah-Lincoln and was a two-time MACJC defensive player of the week • Coached by Glen Davis • Helped lead Jackson Prep to three straight MAIS state titles • All-MAIS Player of the Year • Coached by Ricky Black.

Personal

Son of Jason and Neva Eklund • Birthday is Sept. 15.

PLAYER PROFILES



JOSHUA EZEUDU

OFFENSIVE LINE
6-4 • 325 • REDSHIRT FRESHMAN
LAWRENCEVILLE, GA. • ARCHER



2019 – Redshirt Freshman Season

Appeared in all 12 games and made six starts • Blocked for an offense that averaged 469.0 yards per game (14th NCAA/Third ACC), including 285.0 passing yards per game (Third ACC) and 184.0 rushing yards per game (Fourth ACC) • Made first career start at left tackle against Appalachian State and played a season-high 84 snaps • Started the final four regular season games at left guard • Only allowed one sack all season long • Graded out at 77 percent against both Wake Forest and Pitt.

2018 – True Freshman Season

Made one appearance in the Western Carolina game and ended up redshirting.

Archer High School

Ranked the No. 61 player in Georgia and the No. 62 overall offensive tackle by Rivals • First-team all-county selection at Archer High School • Led Archer to the Georgia 7A state quarterfinals • Coached by Andy Dyer.

Personal

Son of Raphael and Fehintola Ezeudu • Birthday is Sept. 19.



MATTHEW FLINT

LINEBACKER
6-1 • 240 • REDSHIRT FRESHMAN
HUNTSVILLE, ALA. • MADISON COUNTY



2019 – Redshirt Freshman Season

Made two appearances against South Carolina and Miami before suffering a season-ending injury the week of the Wake Forest game • Had one tackle against Miami.

2018 – True Freshman Season

Made two appearances against Pitt and Western Carolina • Posted three tackles and a half TFL • Ended up redshirting.

Madison County High School

Ranked No. 16 in the state of Alabama and the No. 36 outside linebacker in the country by the 247 Sports Composite • Also rated the No. 23 player in Alabama and the No. 33 outside linebacker nationally by ESPN.com • Considered the No. 21 player in the state and the No. 48 outside linebacker in the country by Rivals • Tallied 124 total tackles and an INT during his senior season • Also had 33 receptions for 425 yards and scored seven total TDs on offense as a senior • Earned 4A first-team all-state honors • Selected to the Alabama-Mississippi All-Star Classic • Coached by Scott Sharp.

Personal

Son of Gerald Flint • Birthday is Dec. 22.

MATTHEW FLINT - CAREER STATISTICS

Year	UA	A	Total	TFL	SACKS	QBH	PBU	FF	FR
2018	1	2	3	0.5-1	0-0	0	0	0	0
2019	0	1	1	0.0-0	0-0	0	0	0	0
Totals	1	3	4	0.5-1	0-0	0	0	0	0

Career High: 2 tackles vs. Western Carolina (2018); 0.5 TFL vs. Western Carolina (2018)



D.J. FORD

DEFENSIVE BACK
6-4 • 210 • JUNIOR
ASHLAND, ALA. • CENTRAL



2019 - Junior Season

Appeared in all 12 games and made seven starts at defensive back • Compiled 54 tackles, one sack, 2.5 tackles for loss, three hurries, two breakups, one fumble recovery and one interception • Had five tackles and a PBU at Pitt • Registered first career sack and had five tackles against Virginia • Had six tackles and a QB hurry against Duke • Posted a career high 12 tackles and a fumble recovery at Virginia Tech • Picked off his first career pass in road win at Georgia Tech • Registered two tackles against No. 1 Clemson • Had five tackles against both App State and at Wake Forest • Registered four tackles against Miami • Had five tackles and 1.0 TFL for four yards against South Carolina.

2018 - Redshirt Sophomore Season

Appeared in nine games, starting two, in the secondary • Recorded 15 tackles, two PBU and a forced fumble • Posted single-tackle games against Cal, Pitt, Virginia and Western Carolina • Added three tackles at ECU • Made three stops at Miami • Broke up a pass at Syracuse • Forced a fumble at Virginia • Tallied five tackles and a PBU at Duke.

2017 - Sophomore Season

Suffered a season-ending injury in the season opener against Cal • Ended up redshirting.

2016 - True Freshman Season

Appeared in 10 regular season games and registered three tackles • Also blocked a field goal in the win over Georgia Tech.

Central High School

Started at safety on defense and split end on offense for Clay Central • Led the team in tackles and intercepted three passes • Earned all-area honors as a senior • PrepStar All-Southeast Region • Member of the Beta Club • Coached by Kris Herron.

Personal

Son of John Garrett and Asheika Ford • Birthday is July 7.



D.J. FORD - CAREER STATISTICS

Year	UA	A	Total	TFL	SACKS	QBH	INT	PBU	FF	FR
2016	1	2	3	0-0	0-0	0	0	0	0	0
2017	0	0	0	0-0	0-0	0	0	0	0	0
2018	7	8	15	0-0	0-0	0	0	2	1	0
2019	30	24	54	2.5-11	1-7	3	1	3	0	1
Totals	38	34	72	2.5-11	1-7	3	1	5	1	1

Career High: 12 tackles at Virginia Tech (2019); 1 sack vs. Virginia (2019); 1 INT at Georgia Tech (2019)



PLAYER PROFILES



TOMARI FOX

DEFENSIVE LINEMAN
6-3 • 278 • FRESHMAN
LAWRENCEVILLE, GA. • COLLINS HILL



56



TOMON FOX

LINEBACKER
6-3 • 260 • JUNIOR
LAWRENCEVILLE, GA. • COLLINS HILL



12

2019 – True Freshman Season

Played in all 12 games as a true freshman, starting against App State and No. 1 Clemson • Has 26 total tackles, three QBH, 2.5 TFLs and one sack this season • Had three tackles and a TFL at NC State • Had three tackles and a forced fumble against Virginia • Made three tackles against Clemson • Tallied three tackles, a half TFL and a pressure versus App St. in his first career start • Posted three tackles at Wake Forest.

Collins Hill High School

Three-star prospect who is considered the No. 73 player in the state of Georgia and the No. 53 strong-side defensive end in the country by 247Sports • Recorded 116 tackles, 11 sacks and 19 TFL over his final three prep seasons • Earned 7A all-state, all-region and All-Gwinnett County honors as a senior • Posted 71 tackles, eight sacks, 15 TFL and 13 pressures • Tallied 36 tackles, three sacks, two TFL and a pressure as a junior • Added nine tackles and two TFL in four games as a sophomore • Also an accomplished wrestler who won the 7-A state championship at 285 pounds as a senior • Coached by Lenny Gregory.

Personal

Son of Monica and Tony Fox • Younger brother of Carolina defensive lineman Tomon Fox • Birthday is March 24.

2019 – Junior Season

Started all 12 games at linebacker • Has compiled 36 tackles and ranks second on the team with 5.0 sacks and five QBH and third with 7.5 TFLs • Had two tackles and a TFL at NC State • Registered three stops and a sack at Virginia Tech • Had five tackles, 1.0 TFL and a 0.5 sack at Georgia Tech • Set a single-game career high with 3.0 sacks against Miami, the most by a UNC player since Kareem Martin had 3.5 sacks against Pitt on Nov. 16, 2013 • Came up with two tackles and one QBH against No. 1 Clemson • Had three tackles and 1.0 TFL against App State • Had six tackles against the Hurricanes • Came up with four tackles and a 0.5 sack and TFL against South Carolina • Named to Ted Hendricks Award Preseason Watch List (top defensive end).

2018 – Sophomore Season

Started all eight games he appeared in • Posted 27 tackles, 2.5 sacks, 8.5 TFL, seven pressures, two fumble recoveries and a blocked field goal • Recorded six tackles, a TFL and a pressure at ECU • Tallied seven tackles, a sack, two TFL and two pressures against Pitt • Added three stops and a half TFL versus Virginia Tech • Notched two tackles, a half sack, two pressures, a fumble recovery and a blocked FG at Duke • Posted seven tackles, a sack, 2.5 TFL and a pressure against NC State • Added single-tackle games at Cal and versus Western Carolina.



TOMARI FOX - CAREER STATISTICS

Year	UA	A	Total	TFL	SACKS	QBH	PBU	FF	FR
2019	12	14	26	2.5-9	1.0-5	3	0	1	0
Totals	12	14	26	2.5-9	1.0-5	3	0	1	0

Career Highs: 3 tackles on eight occasions (2019); 1 sack at Virginia Tech (2019)

PLAYER PROFILES



2017 - Redshirt Freshman Season

Appeared in all 12 games and made the first two starts of his collegiate career • Had 23 tackles, ranked second on the team with 4.0 sacks • Had eight QB hurries and one forced fumble • Had two tackles in the season finale at NC State • Finished with a solo tackle and a QB hurry in the win over WCU • Had three tackles, a sack and two QB hurries in the win at Pitt • Finished with a tackle and three QB hurries against Miami • Had a pair of tackles at Virginia Tech • Notched his first career two-sack game and forced a fumble against Virginia • Finished with a pair of solo tackles and a pass breakup against Notre Dame • Had three tackles, including his first sack of the year, against Duke • Finished with two stops and a QB hurry in the win at ODU • Had three solo tackles and a QB hurry against Louisville • After missing the final 11 games of 2016, redshirt freshman started the season opener against Cal and finished with one tackle.

2016 - True Freshman Season

Played in the first two games of the year before suffering a season-ending knee injury against Illinois • Had four tackles against the Illini • Received a medical red-shirt.

Collins Hill High School

Member of the ESPN 300, ranking No. 194 overall in the country regardless of position • Tabbed as the No. 19 player in Georgia and the No. 27 defensive end in the country • Considered the No. 12 weak-side defensive end in the nation and the No. 25 overall player in Georgia by Rivals.com • PrepStar All-Southeast Region • Named first-team all-state • As a senior, registered 114 tackles (73 solo), 29 TFL, nine sacks, 34 quarterback hurries, one INT, four PBU, four forced fumbles and blocked two punts • Played in the annual Rivalries of Gwinnett County all-star game • As a junior, was named third team All-County by the Gwinnett Daily Post, finishing the season with 34 tackles (five for loss) and a county-best 13 sacks • NUC Five-Star South Showcase Defensive End MVP • Played in the Georgia Junior-Sophomore Elite Classic • Also competed on the track team • Coached by Kevin Reach.

Personal

Son of Monica and Tony Fox • Brother, Tomari, is a freshman on the North Carolina football team • Birthday is March 16.

TOMON FOX - CAREER STATISTICS

Year	UA	A	Total	TFL	SACKS	QBH	PBU	FF	FR
2016	1	3	4	1.0-5	1.0-5	0	0	1	1
2017	13	10	23	4.0-31	4.0-31	8	1	1	0
2018	17	10	27	8.5-38	2.5-18	7	0	0	2
Totals	31	23	54	13.5-74	7.5-54	15	1	2	3

Career Highs: 7 tackles vs. Pitt (2018), vs. NC State (2018); 2 sacks vs. Virginia (2017); 2.5 TFL vs. NC State (2018)

es for 15 yards against Virginia • Caught a season-high four balls for 18 yards at Georgia Tech • Finished with two catches for 24 yards against Duke after missing the ODU game • Had his second career two-TD game with a pair of scoring receptions in the first half against Louisville • Saw extensive action in the season opener against Cal, finishing with two catches for 17 yards.

2016 - Sophomore Season

Limited to nine games due to injury, but had seven starts • Finished with six receptions for 59 yards and a TD on the season • Started the Sun Bowl and had one reception • Had a 12-yard catch vs. NC State • Caught his first TD of the season on a 19-yard pass from Mitch Trubisky vs The Citadel • Caught two passes for five yards at Duke • Made his first reception of the season with a 23-yard catch in the 48-20 win over Georgia Tech • Returned from injury for the Pitt game, but was sidelined again later in the game • Missed the Illinois and JMU game with an injury • Left the Georgia game with an injury in the first quarter and did not return.

2015 - Redshirt Freshman Season

Appeared in all 14 games and caught 16 passes for 203 yards and four TDs • Caught 11 passes in the last six games of the season • Had two first-half catches for 19 yards and a TD in the Russell Athletic Bowl vs. Baylor, but missed the second half with an injury • Had single catches against Clemson and NC State • Finished with three catches for a season-high 63 yards in the win at Virginia Tech • Reeled in his third TD catch of the year, a 2-yard reception against Miami • Finished with two grabs for 19 yards in the win over the Hurricanes • Had two receptions for 37 yards, including a season-long 36-yard play, in the win over Duke • Finished with one catch for five yards against Wake Forest • Caught one pass for 11 yards in the win over Delaware • Scored his first two career TDs in the win over NC A&T • Caught a 2-yard TD pass from high school teammate Mitch Trubisky and added a 1-yard score from Marquis Williams • Finished with three catches for 11 yards against the Aggies • Redshirted in 2014 • Enrolled at UNC in January, 2014, and participated in spring practice.

Mentor High School

Ranked the No. 23 tight end in the country and one of the top 35 players in the state of Ohio by Rivals.com • Considered the No. 38 tight end in the nation by Scout.com • Played at the same high school as former UNC quarterback Mitch Trubisky • Played most of his career as a wide receiver • Caught 69 passes for 1,068 yards and 12 TDs as a senior • In his junior season, he caught 59 passes from Trubisky for 1,187 yards and 17 TDs • Posted more than 850 receiving yards and had eight TDs as a sophomore • Won a state championships at Mentor in basketball • Coached by Steve Trivisonno.

Personal

His nickname is "Frittsy" • Son of Robert and Kim Fritts • Wears No. 82 because it is the same number as his favorite tight end, Jason Witten.



BRANDON FRITTS

TIGHT END
6-4 • 250 • GRADUATE
MENTOR, OHIO • MENTOR

82

2019 - Redshirt Senior Season

A valuable squad member that has continued to rehab from a torn ACL that occurred in the spring of 2018.

2018 - Senior Season

Missed the entire season after suffering a torn ACL in spring practice.

2017 - Junior Season

Started eight games and appeared in 11 contests • Hauled in 25 catches for 177 yards and four TDs to lead all Tar Heel tight ends • His four TDs ranked second on the team • Had three catches for 29 yards at NC State • Made it back-to-back games with a TD, finishing with three catches for 11 yards and a score in the win over WCU • Had three catches for 23 yards and his third TD of the year in the win at Pitt • Caught two passes for 15 yards against Miami • Finished with two catch-

BRANDON FRITTS - CAREER STATISTICS

Year	Rec.	Yards	Avg.	TD	LP
2015	16	203	12.7	4	36
2016	6	59	9.8	1	23
2017	25	177	7.1	4	24
2018	DNP - Injury				
2019	DNP - Injury				
Totals	47	439	9.3	9	36

Career Highs: 4 receptions vs. Louisville (2017) ; 63 receiving yards at Virginia Tech (2015); 2 touchdowns vs. NC A&T (2015), vs. Louisville (2017)



PLAYER PROFILES



JEREMIAH GEMMEL

LINEBACKER
6-1 • 228 • SOPHOMORE
SHARPSBURG, GA. • EAST COWETA



2019 – Redshirt Freshman Season

Started at inside linebacker for all 12 games • Ranks second on the team with 79 tackles • Leads UNC with three forced fumbles • 17th in the ACC with 6.6 tackles per game • Tied fourth on team with four QBH • Had three tackles, a forced fumble and recovery at NC State • Team-leading eight tackles at Pitt • Produced six tackles and a 0.5 sack against Virginia • Had nine tackles and 1.5 sacks against Duke • Registered a career-high 1.5 TFLs at Georgia Tech • Came up with 11 stops, 1.5 TFLs and a forced fumble at Virginia Tech • Had six tackles, a forced fumble, a PBU and a QBH against No. 1 Clemson • Had four stops against App State • Made six tackles at Wake Forest • Had a career high and game-high 14 tackles against Miami • Made first career start against South Carolina • Had five tackles and a 0.5 sack and TFL.

2018 – Redshirt Freshman Season

Appeared in four games • Registered one tackle at ECU • Redshirted in 2017.

East Coweta High School

Considered the No. 33 outside linebacker in the country and the No. 45 player in the state of Georgia by 247sports.com • ESPN.com listed him as the No. 72 outside linebacker nationally • Ranked the No. 13 outside linebacker in Georgia, No. 37 in the South and No. 88 nationally by Scout.com • Earned first-team all-state honors in the 7A classification, the highest in Georgia, and was named to the Atlanta Journal Constitution's All-Metro team as a senior • Productive player who led East Coweta with 101 tackles, 13 for a loss, four sacks, and six blocked kicks as a senior • Also had four rushing TDs and two receiving scores on offense • Named the 2016 Newnan Times-Herald Defensive Player of the Year • Earned honorable mention all-state honors as a junior after leading the team with 95 tackles • Earned all-county honors as a junior and senior • Coached by Steve Pardue.

Personal

Son of Jessica Gemmel • Birthday is Nov. 5.



JEREMIAH GEMMEL - CAREER STATISTICS

Year	UA	A	Total	TFL	SACKS	QBH	INT	PBU	FF	FR
2018	0	1	1	0-0	0-0	0	0	0	0	0
2019	42	37	79	7.0-18	2.5-11	4	0	2	3	1
Totals	42	38	80	7.0-18	2.5-11	4	0	2	3	1

Career Highs: 14 tackles vs. Miami (2019), 1.5 sacks vs. Duke (2019), 1.5 TFL vs. Duke (2019)



XACH GILL

DEFENSIVE LINEMAN
6-5 • 290 • SOPHOMORE
WAKE FOREST, N.C. • WAKE FOREST



2019 – Sophomore Season

Appeared in all 12 games and started at Wake Forest on the defensive line • Had nine total tackles, one sack and one tackle for loss • Had a season-high four tackles versus Mercer • Also came up with three stops at Wake Forest • Blocked an extra point against Miami • Registered a sack at Virginia Tech.

2018 – Redshirt Freshman Season

Appeared in two games • Posted three tackles, a sack, 1.5 TFL, a pressure and a PBU versus Western Carolina • Also saw action against Georgia Tech • Redshirted in 2017 after graduating early and enrolling at UNC in January of '17.

Wake Forest High School

Rivals.com rated Gill the No. 7 prospect in North Carolina and the No. 17 defensive tackle in the country • Ranked the No. 7 prospect in North Carolina, No. 15 defensive tackle and No. 287 in the country, according to 247sports.com • Ranked the No. 10 player in North Carolina and the No. 29 defensive tackle in the nation by ESPN.com • Four-year starter who posted 84 tackles, 34 for loss and 18 sacks, as a senior • Recorded five tackles, including two for loss and one sack in a 29-0 win over Greensboro Page to claim the NCHSAA 4AA football state championship • Selected to play in the Shrine Bowl but could not play because his team was in the state finals • Named first-team All-State by The AP • Coached by Reggie Lucas at Wake Forest.

Personal

Son of Angela and Glen Gill • Birthday is Jan. 14.

XACH GILL - CAREER STATISTICS

Year	UA	A	Total	TFL	SACKS	QBH	INT	PBU	FF	FR
2018	1	2	3	1.5-3	1.0-2	1	0	0	0	0
2019	6	3	9	1.0-4	1.0-4	0	0	0	0	0
Totals	7	5	12	2.5-7	2.0-6	1	0	1	0	0

Career Highs: 4 tackles vs. Mercer (2019), 1.0 sack at Virginia Tech (2019), 1.0 TFL at Virginia Tech (2019)



DILAN GONZALEZ

LINEBACKER
6-2 • 215 • REDSHIRT FRESHMAN
BROOMFIELD, COLO. • HOLY FAMILY



2019 - Redshirt Freshman Season

A valuable squad member who added depth at linebacker • Redshirted in 2018.


Southeast Guilford High School

A four-year veteran in football at linebacker, fullback, tight end and defensive end • A second-team all-state and three-time all-conference selection • Served as a team captain as a senior • Posted 76 tackles, a sack, three forced fumbles and two fumbled recoveries • Also caught 17 passes for 188 yards and two TDs • Tallied 159 tackles, a sack, two INTs and seven forced fumbles as a junior • Also played basketball for three years • Coached by Mike Gabriel.

Personal



Son of Shannon Jones • Mother, Shannon, played basketball at Eastern Kentucky • Birthday is Jan. 20.

PLAYER PROFILES

GRAY GOODWYN

WIDE RECEIVER
5-8 • 160 • REDSHIRT FRESHMAN
CHARLOTTE, N.C. • EPISCOPAL (VA.)

89

2019 - Redshirt Freshman Season


A valuable squad member who added depth at wide receiver • Redshirted in 2018.

Episcopal High School

A four-year letterman at Episcopal • Helped Episcopal to two IAC Championships as a junior and senior • Also competed in lacrosse for one season and ran the shorts sprints in track and field his final two seasons • Claimed the Thompkins Cup/Cathcart Scholarship for excellence in track and field • Was a member of the Honor Committee • Served as a senior monitor/prefect • Graduated Cum Laude • Earned the Coker-Fox Scholarship for UNC • Coached by Panos Voulgaris.



Personal

Son of Leigh and Bill Goodwyn • Is a member of Honors Carolina • Was heavily involved in acting and musical theater in high school, serving as the lead in four productions • Birthday is June 3.



COOPER GRAHAM

PLACE-KICKER/PUNTER
6-1 • 200 • SOPHOMORE
ASHEVILLE, N.C. • T.C. ROBERSON/IMG ACADEMY (FLA.)

96

2019 – Sophomore Season

Appeared in all 12 games as the holder on field goal and extra point attempts • Had kick-off duties at Georgia Tech • Had seven kick-offs and two touchbacks against the Yellow Jackets • Made a tackle at NC State.

2018 – Redshirt Freshman Season


A valuable squad member providing depth on special teams • Walked-on to the team prior to the 2017 season and redshirted that year.

T.C. Roberson High School / IMG Academy

Ranked the No. 12 kicker in the country by the 247 Sports composite • Coached by Kevin Wright at IMG Academy.


Personal

Son of Shawna and Kevin Graham • Birthday is Dec. 31.



ANTOINE GREEN

WIDE RECEIVER
6-3 • 210 • SOPHOMORE
ROCKLEDGE, FLA. • ROCKLEDGE




3

2019 – Sophomore Season

Appeared in nine games and made two starts at wide receiver • Averaged 38.8 yards on five receptions, totaling 194 yards and two touchdowns for the season • Had two catches for 62 yards and a 50-yard TD against Virginia • Scored his first career TD, a 68 yard reception at Virginia Tech • Missed the App State, Wake Forest and Clemson games with a lower-body injury.

2018 – True Freshman Season

Appeared in five games at wide receiver and on special teams • Posted four receptions for 45 yards • Made his first career catch at ECU for 12 yards • Added a reception at Miami • Tallied two catches for 45 yards at Syracuse before suffering a season-ending injury.

Rockledge High School

Four-star prospect and a member of the ESPN300 • Listed by ESPN.com as the No. 37 wide receiver nationally and the No. 55 player in the state of Florida • Rated a four-star prospect by 247Sports as the No. 45 wide receiver in the country and the No. 36 player in Florida • Ranked No. 59 in the Orlando Sentinel Top 100 • Coached by Wayne Younger at Rockledge • Also competed in track and field and plays basketball • One of the top prep sprinters in Florida with PRs of 10.91 in the 100 and 21.54 in the 200 • Also an elite jumper with a 23-2 long jump and a 45-11 1/4 triple jump • Coached by Wayne Younger.

Personal

Son of Tanya Smith and Antoine Green • Birthday is Nov. 15.



ANTOINE GREEN - CAREER STATISTICS

Year	Rec.	Yards	Avg.	TD	LP
2018	4	45	11.2	0	23
2019	5	194	38.8	2	68
Totals	9	239	26.6	2	68

Career Highs: 2 receptions at Syracuse (2018), vs. Virginia (2019); 68 receiving yards at Virginia Tech (2019); 1 TD at Virginia Tech (2019), vs. Virginia (2019)



PLAYER PROFILES



RONTAVIUS GROVES

WIDE RECEIVER
5-11 • 195 • JUNIOR
NASHVILLE, TENN. • PEARL-COHN



4

2019 - Junior Season

Appeared in all 12 games and started the Mercer game at wide receiver • Has a catch in 14-straight games going back to 2018 • Ranks fourth on the team with 27 catches and 250 receiving yards • Caught three balls for 24 yards against Mercer • Had two catches for nine yards at Pitt • Scored his first TD of the season at Virginia Tech • Came up with 47 yards on three catches against Georgia Tech • Had two catches for 10 yards against No. 1 Clemson • Grabbed four balls for 37 yards versus App State • Had a critical 20-yard reception on 4th-and-17 on UNC's game-winning TD drive against Miami • Had three catches for a career-high 41 yards against the Hurricanes • Registered three receptions for 35 yards in the win over South Carolina • Rushed once for eight yards • Recipient of the Muscle Milk Male Athlete of the Year award, presented by the Collegiate and Professional Sports Dietitians Association (CPSDA). This award recognizes one athlete whose athletic accomplishments reflect dedication to sports nutrition.

2018 - Sophomore Season

Appeared in nine games at wide receiver and on special teams • Tallied 10 receptions for 183 yards and a TD • Posted two catches for 40 yards at ECU • Added another two receptions at Virginia • Made two catches for 77 yards, including a 54-yard TD, versus Western Carolina • Notched single-reception games against Cal, Virginia Tech, Georgia Tech and NC State.

2017 - Redshirt Freshman Season

Returned from a spring injury to appear in the Duke game before suffering a season-ending knee injury • Returned one punt for seven yards in his first collegiate action • Redshirted in 2016.

Pearl-Cohn High School

Earned all-state, all-mid state, all-region and all-metro honors • PrepStar All-Southeast Region • Posted 59 receptions for 1,067 yards and 14 TDs as a senior • Also rushed 20 times for 127 yards and a TD • Made 38 tackles (26 solo) and had two INTs • Returned seven kickoffs for 112 yards and returned two punts for 45 yards • Coached by Brandon Woods.

Personal

Nickname is "Toe" • Son of Jatabya Groves • Birthday is Jan. 13.



RONTAVIUS GROVES - CAREER STATISTICS

Year	Rec.	Yards	Avg.	TD	LP
2018	10	183	18.3	1	54
2019	27	250	9.3	1	25
Totals	37	433	11.7	2	54

Career Highs: 4 receptions vs. App State (2019); 77 receiving yards vs. Western Carolina (2018); 1 TD vs. Western Carolina, at Virginia Tech (2019)



JAKE HARKLEROAD

LINEBACKER
5-10 • 200 • FRESHMAN
CHARLOTTE, N.C. • MYERS PARK



26

2019 - True Freshman Season

A valuable squad member that provided depth at linebacker.

Myers Park High School

Played three years of varsity football at Myers Park as a linebacker • A two-time Southwestern 4A all-conference performer • Posted 260 tackles, six sacks and 24 TFL over his final two seasons, while leading the team in tackles both years • Claimed All-Mecklenburg county and All-Observer teams as a senior • Led the team to a school-record 13 wins and a berth in the state semifinals • Tallied 154 tackles, three sacks and 14 TFL • Added 106 stops, three sacks and 10 TFL as a junior • A four-year letterman in wrestling • A three-time Southwestern 4A all-conference selection and three-time conference champion • Was a two-time state qualifier • Was the 2018 Greater Charlotte Football Awards Scholar Athlete of the Year • Honored with the 2018 David Shannon Award for outstanding performance in football and academics • Coached by Scott Chadwick.

Personal

Son of Nikki and Pat Harkleroad • His dad, Pat, played football at Virginia and his grandfather played football at Tennessee • Birthday is Oct. 18.



CHARLIE HECK

OFFENSIVE TACKLE
6-9 • 315 • SENIOR
KANSAS CITY, MO. • ROCKHURST



67

2019 - Senior Season

Started all 11 games he appeared in at left tackle • Missed the App State game after breaking his hand at Wake Forest • Named second team All-ACC • Surrendered only 1/3 of a sack all season long • Posted 42 knockdowns to lead the team • Blocked for an offense that averaged 469.0 yards per game (14th NCAA/Third ACC), including 285.0 passing yards per game (Third ACC) and 184.0 rushing yards per game (Fourth ACC) • Selected ACC Offensive Lineman of the Week after the season-opening victory over South Carolina • Graded out at 82 percent and had a season-high seven knockdowns against the Gamecocks • Had a season-high grade of 91 percent against Mercer • Graded out at 83 percent at Duke and 80 percent against Miami • Began the season on the Outland Trophy Watch List.

2018 - Junior Season

Started all 11 games at right tackle • Blocked for an offense that averaged 442.1 yards per game (31st NCAA), including 193.0 rushing yards per contest • Led an offensive line that allowed just 0.91 sacks per game (10 sacks/7th NCAA/2nd ACC) • Earned the team's Lineman of the Week honors against ECU and Virginia • Graded out at 82 or higher in seven of the nine graded games • Posted 42 knockdowns over the nine graded games • Posted a grade of 75 and had six knockdowns at Cal • Had a team-best 88 grade with five knockdowns at ECU • Tallied an 83 versus Pitt • Recorded an 83 with four knockdowns versus Virginia Tech • Added seven knockdowns with an 82 at Syracuse • Notched his best grade of the season, an 88 with three knockdowns at Virginia • Tallied an 87 with seven knockdowns at Duke.

PLAYER PROFILES



2017 - Sophomore Season

Appeared in all 12 games and started the last 11 of the season • Graded out at 84 percent in the season finale at NC State • Had an 84 percent grade with three knockdown blocks in wins over Western Carolina and Pitt • Finished second on the team with six knockdowns against Miami • Had a team-best 85 percent grade against Virginia • Finished with a season-best 10 knockdowns against Louisville • Tallied nine knockdowns at Georgia Tech • His 85 percent grade was second-best on the team against Duke • All-ACC Academic Team selection.

2016 - Redshirt Freshman Season

Saw action in eight games, including the Sun Bowl • Redshirted in 2015.

Rockhurst High School

Rated the No. 14 player in Missouri by Rivals.com and the No. 15 player in Missouri by Scout.com • Team captain as a senior • Helped lead Rockhurst to a 12-2 record and the Missouri Class 6A state championship game • Earned first-team all-district and all-metro honors • Named second-team all-state • Played a variety of positions, including tight end, offensive tackle and defensive end • Honor roll student • Coached by Tony Severino.

Personal

Son of Jennifer and Andy Heck • Andy was a first-team All-America offensive tackle for Notre Dame and played on the 1988 National Championship team • Andy coached three seasons at Virginia and is currently the offensive line coach for the Kansas City Chiefs • Brother Jon graduated from UNC in December 2016 and was a four-year starter at right tackle • Birthday is Nov. 20.



JOSH HENDERSON

RUNNING BACK
6-1 • 205 • FRESHMAN
PENNINGTON, N.J. • HUN SCHOOL



23

2019 – True Freshman Season

Appeared in seven games at running back and on special teams • Carried the ball 18 times for 127 yards for an average of 7.1 yards per carry • Had 98 yards on 13 attempts against Mercer • Added five carries for 29 yards at NC State • Had single-game tackles at Virginia Tech and at NC State.

The Hun School

Three-star prospect who is ranked the No. 13 player in the state of New Jersey and the No. 37 overall running back in the country by the 247Sports Composite • Also ranked the No. 18 player in New Jersey and the No. 45 running back by ESPN • A three-time Times of Trenton All-Area and all-MAPL selection • Finished his career with 4,294 total yards (3,524 rushing / 770 receiving) and 41 TDs • Led the Hun School to a 8-1 record and NJISAA Prep “A” and Mid-Atlantic Prep League championships as a senior • Named New Jersey Prep Player of the Year • Tabbed MAPL Co-Offensive Player of the Year and first-team All-MAPL • Posted 833 rushing yards on just 80 carries, while catching 10 passes for 162 yards and nine TDs in his final prep season • Helped the Hun School to a Mid-Atlantic Prep League co-championship as a junior • Tabbed first-team all-MAPL • Rushed for 1,383 yards and 13 TDs • Guided the Hun School to NJISAA Prep “A” and Mid-Atlantic Prep League championships as a sophomore • Earned first-team All-MAPL honors • Posted 886 rushing yards and 10 TDs • Coached by Todd Smith.

Personal

Son of Kay and Rob Henderson • Birthday is June 8.



JOSH HENDERSON - CAREER STATISTICS

Year	Rushing					Receiving				
	No.	Yards	Avg.	TD	LP	No.	Yards	Avg.	TD	LP
2019	18	127	7.1	0	35	0	0	0.0	0	0
Totals	18	127	7.1	0	35	0	0	0.0	0	0

Career Highs: 13 carries vs. Mercer (2019); 98 rushing yards vs. Mercer (2019)



KEVIN HESTER JR.

DEFENSIVE LINEMAN
6-5 • 271 • FRESHMAN
KENNESAW, GA. • NORTH COBB



98

2019 – True Freshman Season

Appeared in the Mercer game • Had one tackle for loss in his collegiate debut against the Bears.

North Cobb High School

A three-star prospect, who is listed as the No. 76 strong-side defensive end in the nation by 247Sports • Earned honorable mention All-County honors as a senior, his first season playing football • Posted 37 tackles and six sacks • A two-sport athlete who is also a standout basketball player for North Cobb, where he earned honorable mention All-Metro honors as a junior • Coached by Shane Queen.

Personal

Son of Fatima and Kevin Hester Sr. • Birthday is Jan. 28.



PLAYER PROFILES



DeANDRE HOLLINS

DEFENSIVE BACK
6-1 • 210 • SOPHOMORE
TAMPA, FLA. • THOMAS JEFFERSON



15

2019 – Sophomore Season

Appeared in all 12 games and made two starts at defensive back • Started against Pitt and Mercer • Had 14 total tackles • Ranks second on the team with four pass breakups • Had a season-high five tackles and a PBU against Duke • Registered three tackles and two PBUs at Pitt • Had a pair of tackles against both South Carolina and Virginia • Had single tackle games at Wake Forest and Mercer.

2018 – True Freshman Season

Appeared in five games at defensive back and on special teams • Tallied three tackles on the season with all of them coming at Virginia.

Thomas Jefferson High School

Had a pair of INTs and eight passes defended during his senior season • Led Jefferson High School to an 8-3 record and a spot in the FHSAA 5A state playoffs • Jefferson also finished unbeaten to claim the District 10 title • Also competed in track and field and was an elite jumper • Finished sixth in the state with a long jump of 23-5 • Coached by Jeremy Earle.

Personal

Son of Alexandria Hollins • Birthday is Dec. 27.



DREW HOMSCHEK

DEFENSIVE BACK
6-1 • 200 • REDSHIRT FRESHMAN
WAKE FOREST, N.C. • WAKE FOREST



19

2019 – Redshirt Freshman Season

A valuable squad member who adds depth in the secondary • Redshirted in 2018.

Wake Forest High School

Helped Wake Forest to their second consecutive state championship while extending the school's winning streak to 31 games as a senior • Tied for the team lead in INTs • Tallied 82 tackles and 13 PBU • Coached by Reggie Lucas.

Personal

Son of Spring and John Homschek • Birthday is Aug. 2.



TYRONE HOPPER

DEFENSIVE LINE
6-4 • 255 • JUNIOR
ROSWELL, GA. • ROSWELL



42

2019 - Junior Year

Appeared in 11 games along the defensive line and on special teams • Registered 13 tackles, three hurries, 1.5 sacks and 1.5 tackles for loss • Had a season-high five tackles against App State • Came up with one sack and three tackles at Wake Forest • Had two tackles against both Clemson and Mercer • Had a single tackle and a 0.5 TFL at Pitt.

2018 - Sophomore Year

Appeared in six games along the defensive line and on special teams • Tallied 10 tackles and a half TFL on the season • Posted six tackles and a half TFL against Georgia Tech • Recorded single-tackle games versus Miami, Virginia, Duke and Western Carolina.



DeANDRE HOLLINS - CAREER STATISTICS

Year	UA	A	Total	TFL	SACKS	QBH	INT	PBU	FF	FR
2018	2	1	3	0-0	0.0-0	0	0	0	0	0
2019	10	4	14	0-0	0.0-0	0	0	4	0	0
Totals	12	5	17	0-0	0.0-0	0	0	4	0	0

Career Highs: 5 tackles vs. Duke (2019)



PLAYER PROFILES



2017 - Redshirt Freshman Year

Appeared in nine games at defensive end • Finished the season with eight tackles and a sack • Also forced a fumble, had one quarterback hurry and one pass break-up • Finished with three solo tackles, a sack and a forced fumble at Georgia Tech • Redshirted in 2016.

Roswell High School

Ranked among the top 100 players in Georgia by ESPN.com • Considered the No. 39 outside linebacker in the country and No. 43 player in Georgia by Rivals.com • Rated the No. 3 linebacker in Georgia and the No. 15 linebacker in the South by Scout.com • Helped Roswell to a 14-1 record and the Georgia High School Athletic Association 6A state championship game • All Metro North Fulton County and first-team Region 5-6A • PrepStar All-Southeast Region • As a junior, he accumulated 113 tackles, four sacks, and 24 pass breakups • Played in the Georgia Junior-Sophomore Elite Classic • Coached by John Ford.


Personal

Son of Jeanette and Tyrone Hopper Sr. • Originally from Shelby, N.C. • Birthday is July 9.

TYRONE HOPPER - CAREER STATISTICS

Year	UA	A	Total	TFL	SACKS	PBU	QBH	FF	FR
2017	5	3	8	1.0-7	1.0-7	1	1	1	0
2018	2	8	10	0.5-1	0-0	0	0	0	0
2019	4	9	13	1.5-9	1.5-9	0	3	0	0
Totals	11	20	31	3.0-17	2.5-16	1	4	1	0

Career High: 6 tackles vs. Georgia Tech (2018); 1 sack at Georgia Tech (2017), Wake Forest (2019); 1 TFL at Georgia Tech (2017), Wake Forest (2019)





SAM HOWELL

QUARTERBACK

6-2 • 225 • FRESHMAN

MONROE, N.C. • SUN VALLEY



7

2019 - True Freshman Season

ACC Offensive & Overall Rookie of the Year • Third team All-ACC • Named ACC QB of the Week three times and ACC Rookie of the Week on six occasions • Holds the FBS true freshman record and UNC school record with 35 TD passes • Tied with Deshaun Watson (Clemson, '15) for the fourth most TD passes in a season in ACC history • Ranks 4th nationally and leads ACC QBs in passing TDs • 3,347 passing yards leads the ACC and ranks 12th nationally • 2nd in the ACC in pass efficiency at 158.9 • 3rd in ACC in total offense (277.4 ypg) • Tied with Ohio State's Justin Fields with 12 consecutive games with multiple TD passes • Has seven games with three or more TD passes • Threw for a season-high 401 yards and three TDs at NC State • Tossed four TDs and 353 yards (15 of 29) against Virginia • Was 10 of 26 for 227 yards and 2 TDs against Duke • Tied UNC record and set freshman record with 5 TD passes at Virginia Tech as part of 26 of 49 for 348 yard performance • Set UNC freshman records for completions (33), attempts (51) and yards (376) and had four TD passes at Georgia Tech • Was 15 of 27 for 144 yards and 2 TDs in 21-20 loss to No. 1 Clemson • Was 27 of 41 for 323 yards and three TD passes against App State • Had his first collegiate rushing touchdown against the Mountaineers • Went 17 of 28 for 182 yards and two TDs at Wake Forest • Named week two ACC QB and Rookie of the Week after notching a second-straight fourth-quarter comeback in a 28-25 win over Miami • Was 16 of 24 for 274 yards with two TD passes and no turnovers • Was the week one ACC Freshman of the Week after leading UNC to a 24-20 comeback win over South Carolina in his collegiate debut in becoming the first true freshman to ever start a season opener for the Tar Heels • Went 15 of 24 for 245 yards and two critical TD passes in the fourth quarter that culminated a pair of 90+ yard drives.

Sun Valley High School

Consensus four-star prospect who is ranked the No. 2 player in the state of North Carolina, the No. 3 pro-style quarterback in the country and the No. 87 overall player nationally by the 247Sports Composite • Member of the ESPN300 • Ranked as the fourth-best QB at the Elite 11 Opening finals • Played in the All-American Bowl in San Antonio, going 11-of-13 for 167 yards and a TD along with a rushing

TD • Represented North Carolina at the 2018 Shrine Bowl of the Carolinas • Finished his career by going 805-of-1,361 for 13,415 yards and 145 TDs, while rushing for 3,621 yards and 60 scores • Set the North Carolina record for total yards with 17,036 • Ranks second in state history in career passing yards • Named 2018 North Carolina Gatorade Player of the Year following his senior year • Tabbed North Carolina Offensive Player of the Year by USA Today, the AP, and the Charlotte Observer • Earned first-team all-state and All-Observer honors • Led Sun Valley to a 10-3 record and a spot in the second round of the North Carolina 3AA playoffs as a senior • Threw for 3,240 yards and 36 TDs, while rushing for 1,392 yards and 17 scores • Guided Sun Valley to an 11-4 record and a spot in the 3AA Regional Final as a junior • Went 225-of-382 for 3,372 yards and 36 TDs, while rushing for 1,594 yards and 24 TDs • Led Sun Valley to an 8-4 record and a berth in the state playoffs as a sophomore • Tallied 3,217 yards and 38 TDs on 199-of-322 passing and 444 yards and 12 TDs rushing • Added 3,586 yards and 35 TDs passing and 191 yards and seven TDs rushing as a freshman • Coached by Tad Baucom.

Personal

Son of Amy and Duke Howell • Birthday is Sept. 16.



SAM HOWELL - CAREER STATISTICS

Year	Passing						Rushing				
	C-A-I	Pct.	Yards	TD	LP	Yds/Gm	No.	Yards	Avg.	TD	LP
2019	234-388-7	60.3	3347	35	68	278.9	91	-18	-0.2	1	17
Totals	234-388-7	60.3	3347	35	68	278.9	91	-18	-0.2	1	17

Career Highs: 401 yards at NC State (2019); 33 completions at Georgia Tech (2019); 51 attempts at Georgia Tech (2019); 5 passing touchdowns at Virginia Tech (2019); 24 rushing yards vs. App State (2019)



PLAYER PROFILES



KHADRY JACKSON

LINEBACKER
6-1 • 220 • FRESHMAN
WINDERMERE, FLA. • WINDERMERE PREP



2019 - True Freshman Season

Appeared in all 12 games at linebacker and on special teams • Compiled nine tackles on the season • Had six stops and a 0.5 tackle for loss against Mercer • Had single-tackle games against Miami, App State and Duke.

Windermere Preparatory School

Three-star prospect who was ranked as the No. 45 overall safety and the No. 73 player in the state of Florida by Rivals • Also ranked the No. 67 safety and the No. 110 player in Florida by the 247Sports Composite • Notched 155 tackles, 18 TFL and three sacks over his final three prep seasons • Led Windermere Prep to a 9-1 record and a spot in the SSAC semifinals as a senior • Named first-team All-SSAC as a linebacker • Posted 40 tackles, including 13 TFL and two sacks, and a fumble recovery • Added six receiving TDs and two rushing TDs on offense • Helped Windermere Prep to a 10-1 record and a berth in the SSAC Championship game as a junior • Named second-team All-SSAC as a receiver • Tallied 64 tackles, four TFL and a sack • Scored six receiving and one rushing TD • Guided Windermere prep to a 10-1 record and a spot in the SSAC Semifinals as a sophomore • Notched 51 tackles and a TFL as a sophomore • Coached by Jacob Doss.

Personal

Son of Kimberly and Roddrick Jackson • Birthday is Nov. 22.

KHADRY JACKSON - CAREER STATISTICS

Year	UA	A	Total	TFL	SACKS	QBH	INT	PBU	FF	FR
2019	3	6	9	0.5-1	0.0-0	0	0	0	0	0
Totals	3	6	9	0.5-1	0.0-0	0	0	0	0	0

Career Highs: 6 tackles vs. Mercer (2019)



QUIRON JOHNSON

OFFENSIVE LINEMAN
6-1 • 305 • SOPHOMORE
REIDSVILLE, N.C. • REIDSVILLE



2019 - Sophomore Season

Appeared in nine games as a reserve offensive lineman on special teams.

2018 - Redshirt Freshman Season

A valuable squad member who added depth along the offensive line • Saw action in one game against Virginia Tech • Walked-on in 2017 and redshirted.

Reidsville High School

Four-year starter on the offensive line, who also started several years on the defensive side of the ball at Reidsville High School • Helped lead Reidsville to a 16-0 record and the school's 19th state 2A championship as a senior • Anchored an offensive line that helped the Rams average 52.1 points per game • Also played defensive end and recorded 76 tackles, including 5.5 sacks, as a senior • Earned all-conference honors as a sophomore, junior and senior • All-Area offensive lineman as a junior • Coached by Jimmy Teague.

Personal

Son of Angela Johnson • Birthday is Nov. 1.



AVERY JONES

OFFENSIVE LINEMAN
6-4 • 305 • REDSHIRT FRESHMAN
HAVELOCK, N.C. • HAVELOCK



2019 - Redshirt Freshman Season

A valuable squad member who added depth along the offensive line • Made first collegiate appearance against Mercer • Redshirted in 2018.

Havelock High School

Four-star prospect who was considered the No. 13 player nationally at his position and the No. 12 player in North Carolina by the 247Sports composite • Also among the top 300 overall players in the country according to 247Sports • Rated No. 12 in the state, No. 24 at his position and No. 156 in the south by ESPN.com • Ranked No. 19 in the state and No. 26 at his position by Rivals • Also played defensive tackle and led Havelock to 14-2 record, a Coastal 3A conference title and a spot in the 3A state title game • Earned an invite to the 2017 Shrine Bowl of the Carolinas • Coached by Caleb King.

Personal

Son of Sandra Frazier • Birthday is Oct. 20.



CAM'RON KELLY

DEFENSIVE BACK
6-1 • 203 • FRESHMAN
CHESAPEAKE, VA. • OSCAR SMITH/AUBURN



2019 - True Freshman Season

Appeared in the first five games of the season at defensive back before suffering a season-ending knee injury • Started at safety against Clemson • Compiled seven tackles • Had five tackles against defending-national champion Clemson • Had single-tackle games against both Wake Forest and Appalachian State.

Oscar Smith High School

Attended Auburn for the spring '19 semester before transferring to UNC • Four-star prospect who was ranked as the No. 218 player and the No. 10 athlete in the nation by the 247Sports Composite • Ranked as the No. 5 prospect in the state of Virginia • Also ranked the No. 23 safety in the nation and the No. 8 player in Virginia by Rivals • Appeared in the World All-Star Bowl following his senior season • Led Oscar Smith to an 11-2 record and the third round of the playoffs as a senior • A first-team All-USA Virginia selection and first-team Class 6 all-state at defensive back • A first-team All-Tidewater selection • Also named first-team All-Class 6 Region, first-team All-Southeastern District at defensive back, and second-team All-Southeastern District at quarterback • Accounted for 1,966 total yards and 38 TDs • Led Oscar Smith to a 12-3 record and a berth in the state championship game • A first-team All-USA Virginia selection and first-team Class 6 all-state at defensive back as a junior • Was named the Abe Goldblatt All-Tidewater Player of the Year • Tallied 1,661 yards and 13 TDs at quarterback, running back and wide receiver • Also played defensive back and returned kicks and punts • Rushed for more than 400 yards, tallied three INTs and accounted for five TDs in the post-season • Posted 35 tackles, eight INTs and 13 PBU as a sophomore • Also played baseball • Was an honor student • Coached by Scott Johnson.

Personal

Son of Tonya and Kedro Livingstone • Birthday is Oct. 22.

PLAYER PROFILES




BEN KIERNAN

PUNTER
6-0 • 205 • FRESHMAN
RALEIGH, N.C. • WAKEFIELD




91

2019 - True Freshman Season


Starting punter for all 12 games • Averaged 41.3 yards on 60 punts • 13 punts have gone inside the 20 and eight have gone for 50+ yards • Averaged 44.3 yards on three punts at Pitt • Hit a season-long 63 yard punt as part of a 45.0 average over seven punts against No. 1 Clemson • Averaged 42.8 yards on four punts against App State, including a 58-yarder • Punted 10 times for an average of 46.0 yards with two inside the 20 at Wake Forest • Hit a 57-yarder and had two others of 56 yards against the Demon Deacons • Averaged 27.5 yards on four punts with one placed inside the 20 against Miami • Averaged 41.6 yards on five punts with a long of 48 yards in his collegiate debut against South Carolina.

Wakefield High School

Listed as the No. 11 punter nationally by 247Sports.com • Ranked the No. 12 punter nationally by kicking guru Chris Sailer • Ranked the No. 33 kicker nationally by ESPN • Considered a two-star prospect by 247Sports • Won Sailer's 2018 Vegas Punt Champion competition, earning an invite to the elite Top 12 Camp • Handled all special teams kicking duties for Wakefield • Averaged 45.8 yards per punt as a senior and placed 23 of his 39 punts inside the 20 • Posted a 44.2 yards per punt and 67 yards per kickoff average as a junior • Coached by Brandon Kelley.

Personal

Born in Dublin, Ireland, and lived there 15 years before moving to North Carolina • Son of Cora and Mike Kiernan • Birthday is Jan. 21.



BEN KIERNAN - CAREER STATISTICS									
Year	No.	Yards	Avg.	Long	TB	FC	i20	50+	Blk
2019	60	2479	41.3	63	4	23	13	8	0
Totals	60	2479	41.3	63	4	23	13	8	0

Career Highs: 10 punts at Wake Forest (2019); 46.0 yards per punt average at Wake Forest (2019); Long punt of 63 yards vs. Clemson (2019)



JONATHAN KIM

PLACE-KICKER
6-1 • 180 • FRESHMAN
FREDERICKSBURG, VA. • MASSAPONAX




95

2019 - True Freshman Season

Appeared in six games at kicker • Made only extra point attempt of the season against Duke • Missed only field goal attempt of the season against Duke • Handled 29 kick-offs and averaged 63.7 yards and had 18 touch backs.

Massaponax High School

Played four years of varsity football at Massaponax as the kicker and punter • Went 12-of-19 on FGs, 150-of-165 on PATs, averaged 32.6 yards per punt and recorded 63 touchbacks on 116 kickoffs during his prep career • Earned all-state, all-region, all-district and all-area honors as a senior • Tallied 69 points after going 5-of-7 on FGs and 54-of-60 on PATs • Had a long FG of 43 yards • Averaged 37.5 yards per punt and posted 41 touchbacks on kickoffs • Posted 39 points after making 4-of-7 FGs and 27-of-29 PATs as a junior • Tallied 78 points after converting 3-of-5 FGs and 69-of-76 PATs as a sophomore • Also played soccer for three seasons • Coached by Eric Ludden.

Personal

Son of Angela and Peter Kim • His father, Peter, played soccer, golf and tennis at Shenandoah University • Birthday is Feb. 21.



ALEX KOPP

WIDE RECEIVER
5-10 • 187 • FRESHMAN
RALEIGH, NC. • CARDINAL GIBBONS




31

2019 - True Freshman Season

Joined the program as a walk-on for the 2019 season.

Cardinal Gibbons

Played varsity football as well as basketball and ran the 400m and 200m in track and field • Tallied 81 tackles in his senior year as captain and was an All-Conference selection for safety • Twice awarded Scholar Athlete Award for highest GPA on the team • Received the Bishop Gossman Award for being in the top 10% of his class • National Honor Society president and one of eight students selected to be a liaison to the Board of Directors • Also chief editor for the school's yearbook for the 2017-2018 school year.

Personal

Son of Lynn and Alvin Kopp • Grandfather, Raymond Paulos, played guard for Carolina football (1960-64) • Birthday is Sept. 13.



PLAYER PROFILES



MASON LAURENCE

WIDE RECEIVER
5-10 • 185 • SOPHOMORE
SAN ANTONIO, TEXAS • SAN ANTONIO CHRISTIAN



2019 - Sophomore Season

Appeared in the Mercer game • Added valuable depth at wide receiver.

2018 - True Freshman Season

A valuable squad member who added depth at wide receiver • Joined the program as a walk-on prior to 2017 and redshirted.

San Antonio Christian

Blue-Grey All-American • Played in the San Antonio All-Star game • Three-time all-district selection and an all-state pick • Also played basketball and ran track • Academic all-state • Coached by Denny Peel.

Personal

Son of Donnie and Jill Laurence • Dad played football at Baylor and grandfather also played at Baylor in the 1960s • Birthday is July 13.



JAKE LAWLER

LINEBACKER
6-3 • 245 • SOPHOMORE
CHARLOTTE, N.C. • SOUTH MECKLENBURG



2019 - Sophomore Season

Appeared in eight games on the defensive line and on special teams • Had two tackles against Mercer.

2018 - Redshirt Freshman Season

Appeared in three games along the defensive line • Posted six tackles and a sack • Recorded two tackles at ECU • Tallied four tackles and a sack versus Western Carolina • Graduated early from high school and enrolled at UNC in January 2017 • Redshirted in 2017.

South Mecklenburg High School

Member of the Scout 300 • Considered the No. 23 defensive end in the country, No. 10 in the South and No. 1 in North Carolina by Scout.com • Listed as the No. 3 player in North Carolina and the No. 8 weak-side defensive end in the country • Ranked the No. 9 weak-side defensive end nationally by 274sports.com • Suffered a shoulder injury in mid-November of his senior year and had season-ending surgery • Finished his senior campaign with 65 tackles, 20 TFL and 10 sacks • Was named to North Carolina's Shrine Bowl team, but could not participate due to injury • Recorded 216 tackles, 33 sacks, four forced fumbles, and 63 tackles for loss in three varsity seasons • Coached by Rocky White.

Personal

Son of Michele and Andrew Lawler • Birthday is Nov. 21.

JAKE LAWLER - CAREER STATISTICS

Year	UA	A	Total	TFL	SACKS	QBH	INT	PBU	FF	FR
2018	3	3	6	1.0-9	1.0-9	0	0	0	0	0
2019	0	2	2	0.0-0	0.0-0	0	0	0	0	0
Totals	3	5	8	1.0-9	1.0-9	0	0	0	0	0

Career High: 4 tackles vs. Western Carolina (2018)



BRAXTON LINK

RUNNING BACK
6-1 • 205 • FRESHMAN
GLEN ALPINE, N.C. • PATTON



2019 - True Freshman Season

Joined the program as a walk-on for the 2019 season.

Patton

A three-year varsity football veteran who served as a team captain • Was a part of the first football team to win a playoff game in school history, as well as the team with the most wins • Also lettered in lacrosse and basketball • Was a member of the Key Club and National Honor Society • Graduated in the top 25 of his class • Coached by Tom Eanes.

Personal

Son of Brad and Renee Link • Birthday is March 16.

PLAYER PROFILES



DREW LITTLE

DEEP SNAPPER
5-11 • 225 • FRESHMAN
RICHFIELD, N.C. • NORTH STANLY



61

2019 - True Freshman Season

Appeared in all 12 games at deep snapper • Had single-tackle games against Georgia Tech and Virginia Tech.

North Stanly High School

Listed as the No. 7 deep snapper nationally by 247Sports • Ranked the No. 12 deep snapper nationally by ESPN • Represented North Carolina at the 2018 Shrine Bowl of the Carolinas • Posted 270 tackles, seven sacks and seven INTs over his four seasons as a linebacker • Led North Stanly to an 11-3 record and the third round of the 1AA playoffs as a senior • Tallied 127 tackles, four sacks, a TFL and two INTs • Helped North Stanly to a 10-2 record and the second round of the state playoffs as a junior • Recorded 86 tackles, three sacks and four INTs • Added 55 tackles and an INT as a sophomore • Coached by Scott Crisco.

Personal

Son of Rebecca and Chad Little • Birthday is Feb. 26.



MARCUS MCKETHAN

OFFENSIVE LINEMAN
6-7 • 332 • SOPHOMORE
BARNWELL, S.C. • BARNWELL



73

2019 – Sophomore Season

Appeared in 12 games, starting 11, at right guard • Blocked for an offense that averaged 469.0 yards per game (14th NCAA), including 184.0 rushing yards per contest • Allowed just two sacks in 768 snaps • Posted 24 knockdowns in the first 10 games • Graded out at 81 or better in three games • Had four knockdowns and a grade of 75 against Appalachian State • Recorded a season-high grade of 83 with three knockdowns against Clemson • Posted a grade of 75 with two knockdowns at Virginia TECH • Had three knockdowns and a grade of 76 versus Duke • Matched his season-high grade of 83 against Virginia with two knockdowns • Tallied four knockdowns and a grade of 81 at Pittsburgh.

2018 – Redshirt Freshman Season

Appeared in five games along the offensive line and on special teams • Blocked for an offense that averaged 442.1 yards per game (31st NCAA), including 193.0 rushing yards per contest • Led an offensive line that allowed just 0.91 sacks per game (10 sacks/7th NCAA/2nd ACC) • Posted an 85 with a knockdown at Duke • Redshirted in 2017.

Barnwell High School

Considered the No. 2 offensive tackle in South Carolina, No. 37 in the South and No. 120 in the country by Scout.com • Ranked the No. 13 player in South Carolina and the No. 36 offensive guard in the country by 247sports.com • Listed as the No. 17 player in South Carolina and the No. 73 offensive tackle in the nation by ESPN.com • Represented South Carolina in the Shrine Bowl of the Carolinas, an annual all-star game between talented prospects from the two border states • Also played in Border Bowl IV, a postseason all-star game between South Carolina and Georgia prospects • Named to The All-Aiken Standard Football team • Did not allow a sack during his senior season and finished the year with 543 knockdown blocks • Coached by Randy Long, who also coached UNC offensive lineman Bentley Spain at Providence High School in Charlotte • Also played on the Barnwell basketball team and competed in the discus for the track and field team • State champion in the discus as a junior • Coached by Dwayne Garrick.

Personal

Father is Jeffrey McKethan • Mother is Andrea Davis and stepfather is Herbert Davis • Birthday is May 19.



NICK MACKOVIC

OFFENSIVE LINEMAN
6-2 • 305 • REDSHIRT FRESHMAN
GREENSBORO, N.C. • PAGE



65

2019 – Redshirt Freshman Season

A valuable squad member who added depth along the offensive line • Redshirted in 2018.

Page High School

A four-year player on the offensive line • An all-state and three-time all-conference selection • Started 45 games for the varsity squad • Played in two state championship games • Served as a team captain as a junior and senior • Was the team's 2017 Offensive Player of the Year • Graduated Magna Cum Laude • Served as a student representative in the student government • Coached by Kevin Gillespie.

Personal

Son of Paula and Ken Mackovic • Brother, Kenny, played baseball at Roanoke College • Birthday is July 15.





PLAYER PROFILES



KYLER MCMICHAEL

DEFENSIVE BACK
6-1 • 200 • SOPHOMORE
ATLANTA, GA. • GREATER ATLANTA CHRISTIAN SCHOOL



2019 – Sophomore Season

Sitting out the 2019 season per NCAA transfer regulations.

2018 - True Freshman Season (At Clemson)

Made two tackles in 101 snaps over 12 games • Made collegiate debut vs. Furman • Played 28 snaps and recorded his first tackle against Syracuse • Added a tackle in 11 snaps at Florida State.

Greater Atlanta Christian School

No. 53 player in the nation by Rivals, No. 56 player by 247Sports and No. 90 by ESPN • No. 8 cornerback in the nation by Rivals and No. 12 cornerback by 247Sports • No. 7 player in Georgia by Rivals, No. 8 player by 247Sports and No. 13 player by ESPN • Played running back and cornerback at Greater Atlanta Christian School • U.S. Army All-American Game participant • Had 1,483 and 24 touchdowns on 128 carries as a senior • Ran off a streak of eight straight games with multiple touchdowns and compiled 1,639 all-purpose yards as a senior • Atlanta Journal-Constitution's Super 11 Team member as a senior • Had 19 solo tackles as a senior • Helped team to a 12-2 record and the final four of the playoffs as a senior • Had 1,493 rushing yards and 16 rushing touchdowns as a junior • Had 1,946 all-purpose yards and 18 touchdowns as a junior • First-team all-state as a junior • Helped his team to a 13-2 record and the state title game as a junior • Competed at Nike's The Opening • Coached by Tim Hardy at Greater Atlanta Christian School.

Personal

Birthday is March 22.



TRISTON MILLER

OFFENSIVE LINEMAN
6-6 • 289 • FRESHMAN
CHARLOTTE, N.C. • CHARLOTTE COUNTRY DAY



2019 – True Freshman Season

A valuable squad member who added depth along the offensive line.

Charlotte Country Day

Ranked a four-star prospect and the No. 8 player in the state of North Carolina and the No. 22 offensive tackle in the country by 247Sports • Also ranked No. 20 in North Carolina by Rivals and No. 33 by ESPN • Tabbed first-team all-state by the AP and third-team all-state by the Charlotte Observer as a senior • Earned CISAA second-team all-conference honors • Led Country Day to the NCISAA Division II state title • Blocked for an offense that averaged 187.2 yards per game on the ground • Claimed second-team all-state honors as a junior • Tabbed first-team CISAA all-conference • Coached by Drew Witman.

Personal

Son of Trish and Daryl Miller • Birthday is Feb. 14.



ED MONTILUS

OFFENSIVE LINEMAN
6-4 • 315 • REDSHIRT FRESHMAN
APOPKA, FLA. • APOPKA



2019 – Redshirt Freshman Season

Appeared in all 12 games, starting eight, at left guard • Blocked for an offense that averaged 469.0 yards per game (14th NCAA), including 184.0 rushing yards per contest • Tallied 18 knockdowns during the season • Has four knockdowns in the season opener against South Carolina • Posted a season-high five knockdowns at Georgia Tech • Redshirted in 2018.

Apopka High School

Rated the No. 24 offensive guard in the country and the No. 89 overall player in the state of Florida by the 247 Sports Composite • Ranked No. 16 in the Orlando Sentinel Central Florida Super60 • Led Apopka High to a 10-4 record and a spot in the Florida 8A regional semifinals • Earned first-team all-state honors as a junior • Also a first-team All-Central Florida selection • High school teammate of fellow signee William Barnes • Coached by Rick Darlington.

Personal

Son of Edline and Dominique Montilus • Birthday is Sept. 15.



KAMARI MORALES

TIGHT END
6-3 • 237 • FRESHMAN
BUCK LAKE, FLA. • LINCOLN



2019 – True Freshman Season

Appeared in three games at tight end • Had one reception for nine yards against Mercer.

PLAYER PROFILES



Lincoln High School

Three-star prospect who is ranked the No. 19 tight end in the country by ESPN • Also ranked the No. 40 tight end and the No. 135 player overall in Florida by the 247Sports Composite • Caught 108 passes for 1,201 yards and 14 TDs in three seasons at Lincoln High • Led Lincoln to an 8-5 record and a spot in the second round of the Class 7A state playoffs as a senior • Claimed 7A second-team all-state honors • Named second-team All-Big Bend by the Tallahassee Democrat • Tallied 41 receptions for 456 yards and four TDs • Earned 7A first-team all-state honors as a junior • Claimed second-team All-Big Bend honors • Posted 57 receptions for 603 yards and nine TDs • Added 10 receptions for 142 yards and a TD as a sophomore • Coached by Quinn Gray.

Personal

Son of Jacquelyn and Alan Morales • Birthday is Feb. 9.

KAMARI MORALES - CAREER STATISTICS

Year	Rec.	Yards	Avg.	TD	LP
2019	1	9	9.0	0	9
Totals	1	9	9.0	0	9

Career Highs: 1 reception vs. Mercer (2019); 9 receiving yards vs. Mercer (2019)



TREY MORRISON - CAREER STATISTICS

Year	UA	A	Total	TFL	SACKS	QBH	INT	PBU	FF	FR
2018	40	6	46	5.5-22	2.0-15	0	0	4	0	0
2019	27	3	30	1.5-4	0.0-0	0	1	4	0	0
Totals	67	9	76	7.0-26	2.0-15	0	1	8	0	0

Career Highs: 12 tackles at Wake Forest (2019); 2 TFLs at Miami (2018); 1.0 sacks at Miami (2018); 1 interception at NC State (2019)



TREY MORRISON

DEFENSIVE BACK
5-9 • 190 • SOPHOMORE
NORCROSS, GA. • GREATER ATLANTA CHRISTIAN



2019 – Sophomore Season

Appeared in nine games and made eight starts at defensive back • Had three tackles, an interception, a PBU and one TFL at NC State • Returned to the lineup against Mercer after missing the previous game at Pitt • Had five tackles against Virginia • Was injured in the first quarter at Georgia Tech and missed remainder of game and also the following two games versus Virginia Tech and Duke • Had four tackles against No. 1 Clemson • Recorded a career-high 12 tackles (all solo) at Wake Forest • Had two PBUs and one tackle against Miami • Suffered an injury in the first quarter against South Carolina and wound up with one tackle.

2018 – True Freshman Season

Appeared in all 11 games, starting 10, at nickelback • Tallied 46 tackles, two sacks, 5.5 TFL and four PBU • Posted three tackles at Cal • Added two stops and a PBU at ECU • Made four tackles versus Pitt • Notched three tackles, a sack and two TFL at Miami • Tallied six stops and a TFL against Virginia Tech • Added six stops, a TFL and two PBU at Syracuse • Made six tackles at Virginia • Posted four tackles against Georgia Tech • Had a tackle and a PBU at Duke • Recorded seven tackles, a sack and 1.5 TFL versus Western Carolina • Made four tackles against NC State.

Greater Atlanta Christian

Rated the No. 64 athlete and the No. 76 player in the state of Georgia by the 247Sports composite • Considered the No. 91 cornerback nationally and the No. 110 player in Georgia by ESPN.com • Also ranked No. 73 in Georgia and No. 77 nationally at cornerback by Rivals • Scored five TDs as a senior at wide receiver, leading Greater Atlanta Christian to a 12-2 record and a state semifinal appearance • Had four INTs and 47 total tackles as a junior, leading GAC to a spot in the state title game • Earned all-county honors at defensive back from the TD Club of Gwinnett as a senior • Coached by Tim Hardy.

Personal

Son of Troy and Tracey Morrison • Birthday is June 22.



TY MURRAY

OFFENSIVE LINEMAN
6-2 • 332 • FRESHMAN
CARROLLTON, GA. • CARROLLTON



2019 – True Freshman Season

Appeared in three games along the offensive line • Blocked for an offense that averaged 469.0 yards per game (14th NCAA), including 184.0 rushing yards per contest • Recorded one knockdown and a grade of 78 at NC State.

Carrollton High School

Listed as the No. 68 player in Georgia and the No. 47 offensive guard in the country by 247Sports • Ranked the No. 83 player in the state by Rivals • Versatile lineman who played all five positions • Led Carrollton to a 10-3 record and a spot in the third round of the 5A playoffs as a senior • Earned 5A first-team all-state honors • Blocked for an offense that averaged 418 yards per game, including 271 rushing yards • Helped Carrollton to a 10-3 record and a berth in the third round of the state playoffs as a junior • Coached by Sean Calhoun.

Personal

Son of Angie and Chad Murray • Birthday is June 28.



PLAYER PROFILES



DAZZ NEWSOME

WIDE RECEIVER

5-11 • 190 • JUNIOR

HAMPTON, VA. • HAMPTON



5

2019 - Junior Season

Second team All-ACC selection • Ranks 4th in the ACC with 86.1 receiving yards per game • 6th in ACC in receptions (64), receiving yards (947) and TDs (8) • 46 of 64 catches have resulted in a first down (1st in ACC, 14th in P5) • Had seven catches for 130 yards and a TD at NC State • Named ACC Receiver of the Week and to Pro Football Focus ACC Team of the Week after setting career highs with 11 catches for 170 yards and a TD at Pitt • Caught four balls for 65 yards against Virginia • Had 103 yards and a TD on four catches against Duke • Registered first career 2 TD game at Virginia Tech as part of 9-catch, 112-yard performance • Had eight catches for 81 yards and a TD at Georgia Tech • Snagged a 21-yard TD as part of an 88-yard, six reception game versus App State • Had a team-high seven catches for 62 yards at Wake Forest • Registered the game-winning TD with a 10-yard diving catch in the corner of the end zone with 1:01 left in the fourth quarter against Miami • Finished with 46 yards on two catches • Led Carolina with 74 yards receiving on four catches against South Carolina • Had one punt return for 15 yards • Named to Paul Hornung Award Watch List, given annually to the most versatile player in major college football.

2018 - Sophomore Season

Appeared in all 11 games, making six starts, at wide receiver and on special teams • Posted 44 receptions for 506 yards and two TDs at receiver • Added 96 yards rushing and a TD on seven carries • Also returned kickoffs and punts • Returned six kickoffs for 125 yards (20.8 ypr) and 19 punts for 286 yards (15.1 ypr) and a TD • Tallied 1,013 all-purpose yards (92.1 ypg) on the season (96ru/506rec/286pr/125kr) • Was one of just seven players nationally to score TDs via rush, reception and punt return • Caught two balls for nine yards, had nine yards rushing and returned two punts for 28 yards at Cal • Made three catches for 13 yards at ECU • Tallied six receptions for 110 yards, including a 47-yarder, against Pitt • Returned two kickoffs for 53 yards and one punt for 15 yards at Miami • Made five receptions for 53 yards, completed a 43-yard pass, and returned three punts for 51 yards versus Virginia Tech • Notched seven receptions for 90 yards, including a 55-yarder, and a TD, a six-yard rush, and returned a punt 75 yards for a TD at Syracuse • Earned ACC Specialist of the Week honors for his performance at Syracuse • Posted three receptions for 56 yards at Virginia • Added three receptions for 17 yards against Georgia Tech • Scored on an 84-yard run, caught six passes for 66 yards, returned two kickoffs for 34 yards and returned a punt for 21 yards at Duke • Added a five-yard reception, a 22-yard kickoff return and three punt returns for 82 yards, including a 41-yarder, versus Western Carolina • Posted six receptions for 91 yards against NC State.

2017 - True Freshman Season

Appeared in nine games and made two starts at wide receiver • Caught 18 passes for 227 yards • Rushed eight times for 52 yards • Hauled in two passes for 19 yards and gained 26 yards on three carries in the season finale at NC State • Had a season-long 20-yard rush against the Wolfpack • Caught a season-high five balls for 46 yards in the win at Pitt • Had a pair of catches for 29 yards against Miami • Matched a season high with three catches for 38 yards to lead Carolina at Virginia Tech • Returned from injury against Virginia and caught two balls for 11 yards • Gained 54 yards on a jet sweep reception on his first career touch against Louisville.

Hampton High School

Ranked the No. 1 cornerback in Virginia, No. 10 in the East and No. 82 in the country by Scout.com • Listed the No. 19 player in Virginia and the No. 43 athlete nationally by Rivals.com • Ranked the No. 35 player in Virginia and the No. 81 athlete in the country by 247sports.com • Although he projects as a defensive back, he was named the Daily Press Offensive Player of the Year as a senior • Led the Peninsula District with 35 TDs in 13 games • Scored 28 rushing TDs, three receiving, two on punt returns and two on INT returns • Started on offense as a wide receiver and running back, and on defense as a cornerback and safety and on special teams as a return specialist • Led his team in both rushing yards (1,684)

and receiving yards (413) as the Crabbers advanced to the Group 5A state quarterfinals • Earned Group 5A first-team all-state honors as a punt returner and second-team all-state wide receiver in his junior season • Had 18 total TDs as a junior • Coached by Mike Smith.

Personal

Son of Myron Newsome and Aisha Rogers • Myron played football for Virginia Tech • Older brother Deon played safety at Virginia Tech • Birthday is May 15.



DAZZ NEWSOME - CAREER STATISTICS

Year	Receiving					Rushing				
	No.	Yards	Avg.	TD	LP	No.	Yards	Avg.	TD	LP
2017	18	227	12.6	0	54	8	52	6.5	0	20
2018	44	506	11.5	2	55	7	96	13.7	1	84
2019	64	947	14.8	8	57	3	9	3.0	0	4
Totals	126	1680	13.3	10	57	18	157	8.7	1	84

Career Highs: 11 receptions at Pitt (2019); 170 receiving yards at Pitt (2019); 2 receiving touchdowns at Virginia Tech (2019); 84 rushing yards at Duke (2018); 1 rushing touchdown at Duke (2018)

Year	Punt Return					Kickoff Return				
	No.	Yards	Avg.	TD	LP	No.	Yards	Avg.	TD	LP
2017	0	0	0.0	0	0	0	0	0.0	0	0
2018	19	286	15.1	1	75	6	125	20.8	0	34
2019	11	65	5.9	0	20	0	0	0.0	0	0
Totals	30	351	11.7	1	75	6	125	20.8	0	34

Career Highs: 1 punt return TD at Syracuse (2018); 75-yard punt return at Syracuse (2018); 82 punt return yards vs. Western Carolina (2018); 34-yard kickoff return at Miami (2018); 53 kickoff return yards at Miami (2018)

Year	All-Purpose Yards					
	Rush	Rec	PR	KR	Total	
2017	52	227	0	0	279	
2018	96	506	286	125	1,013	
2019	9	947	65	0	1,021	
Totals	157	1680	351	125	2,313	

Career Highs: 205 all-purpose yards at Duke (84ru/66re/34kr/21pr) (2018)

PLAYER PROFILES



ALEX NOBLES

DEFENSIVE LINE
6-2 • 250 • REDSHIRT FRESHMAN
ROCKY MOUNT, N.C. • NASH CENTRAL



97

2019 – Redshirt Freshman Season

A valuable squad member who added depth along the defensive line • Redshirted in 2018.

2018 – True Freshman Season

A valuable squad member who added depth along the defensive line.

Nash Central High School

A three-year varsity player, who was twice named Defensive Player of the Year in the conference • A three-time all-conference and all-area performer • Served as a team captain all three years • Tallied 264 tackles, 40 TFL, five forced fumbles and an INT during his prep career • Recorded 118 tackles, 16 TFL and three forced fumbles as a senior • Notched 113 tackles, 16 TFL, and two forced fumbles as a junior • Added 33 tackles and five TFL as a sophomore • Also competed in track and field and wrestling • Earned all-conference and all-area honors in track and field • Was a four-time Academic Honor Roll honoree • Coached by Christopher Lee and Ricardo Jerome.

Personal

Son of Lisa Nobles • Birthday is Dec. 7.



JUSTIN OLSON

WIDE RECEIVER
6-2 • 185 • FRESHMAN
HUNTERSVILLE, N.C. • NORTH MECKLENBURG



83

2019 – True Freshman Season

Made collegiate debut against Mercer • Missed most of the season after suffering an injury in training camp.

North Mecklenburg High School

Three-star prospect who is ranked the No. 61 player in North Carolina by the 247Sports Composite • Tallied 114 receptions for 1,722 yards and 18 TDs over his final two prep seasons • Helped lead North Mecklenburg to a spot in the North Carolina 4-AA state playoffs as a senior • Named third-team All-Observer as a punt returner by the Charlotte Observer • Named the league's specialist of the year • Caught 63 passes for 1,116 yards and 14 TDs • Returned 14 punts for 256 yards and two TDs • Led North Mecklenburg to a 9-4 record and a berth in the second round of the state playoffs as a junior • Named I-MECK 4A all-conference • Posted 51 receptions for 606 yards and four TDs • Coached by Eric Morman.

Personal

Son of Michelle Olson and LeRoy Herschell • Birthday is Dec. 21.



TOBECHI NWOKEJI

OFFENSIVE LINE
6-5 • 305 • SOPHOMORE
RANDOLPH, MASS. • THAYER ACADEMY



66

2019 – Sophomore Season

A valuable squad member who added depth along the offensive line.

2018 – Redshirt Freshman Season

A valuable squad member who added depth along the offensive line • Joined the team as a walk-on prior to the 2017 season and redshirted.

Thayer Academy

Two-time All-New England performer • Patriot-Ledger All-Scholastic pick • Also competed in track and field • Coached by Jeff Toussaint.

Personal

Son of Pam and Paul Nwokeji • Birthday is Jan. 5.



MATS POKELA

PUNTER
5-11 • 190 • REDSHIRT FRESHMAN
GREENSBORO, N.C. • BAYLOR SCHOOL (TENN.)



93

2019 – Redshirt Freshman Season

A valuable squad member who added depth to the special teams unit • Redshirted in 2018.

Baylor School

A three-year letterman as a punter at the Baylor School • Rated as a 4.5 star punter and placekicker by Koh's Kicking • Punted 81 times for a 41-yard average, landing 28 inside the 20 over his final two seasons • A preseason all-state selection prior to his senior season • Had 34 punts for a 41-yard average, landing eight inside the 20 and having nine fair caught • Posted a long punt of 73 yards • Punted 47 times for a 41-yard average, downing 19 inside the 20, as a junior • Served as the soccer team's goalkeeper for four seasons • Helped the Baylor School to a state championship as a senior • Was a two-time first-team Best of Preps selection at goalie by the Chattanooga Times Free Press • A three-time first-team all-state selection at goalie by the TSWA and THSSCA • Also competed in golf as a freshman and sophomore • Helped the Baylor School to a state title as a sophomore • Served as the Vice Chair for the Honor Council as a senior • Was a member of the Honor Council as a junior and senior • Served as a dorm prefect as a junior and senior • Studied in the Harris-Stanford Honors Program • Coached by Phil Massey.

Personal

Son of Elizabeth and David Pokela • Grandfather played baseball at Minnesota • His dad and aunt attended UNC and his brother is currently enrolled • Birthday is Aug. 12.



PLAYER PROFILES



NICK POLINO

OFFENSIVE LINE
6-3 • 305 • SENIOR
BUFORD, GA. • BUFORD



58



2019 - Senior Season

Appeared in six games, starting three, at center and right guard • Blocked for an offense that averaged 469.0 yards per game (14th NCAA), including 184.0 rushing yards per contest • Suffered a leg injury during the Miami game after opening the season with four knockdowns against South Carolina • Returned to action for 14 snaps in the Virginia game • Recorded a grade of 83 in the senior day game against Mercer • Matched his season-high four knockdowns at NC State.

2018 - Junior Season

Started all 11 games at left guard • An All-ACC Academic Team member • Blocked for an offense that averaged 442.1 yards per game (31st NCAA), including 193.0 rushing yards per contest • Led an offensive line that allowed just 0.91 sacks per game (10 sacks/7th NCAA/2nd ACC) • Earned the team's Lineman of the Week honor four times • Graded out at 81 or better in eight of the nine graded games • Posted 56 knockdowns over the first nine games • Recorded an 81 with three knockdowns at Cal • Registered an 82 with eight knockdowns at ECU • Tallied a 76 and four knockdowns versus Pitt • Notched an 83 with seven knockdowns at Miami • Added an 86 and eight knockdowns versus Virginia Tech • Claimed an 82 and a season-best 11 knockdowns at Syracuse • Posted and 85 with six knockdowns at Virginia • Tallied and 86 with two knockdowns against Georgia Tech • Posted a season-best 89 with seven knockdowns at Duke.

2017 - Sophomore Season

Appeared in all 12 games and made a pair of starts at guard • His 86 percent grade at NC State was second-best on the team • Had perhaps the best performance of his career in the win at Pitt, grading out at a team-best 92 percent with four knockdown blocks • Also had four knockdowns against Miami and Virginia Tech • Led the team with an 86 percent grade against Duke.

2016 - Redshirt Freshman Season

Reserve guard appeared in eight games, including starting against Virginia Tech • Graded out at 88 percent with a pair of knockdown blocks in the win over Georgia Tech • Had three knockdowns against the Hokies and two in the win at Illinois.

Buford High School

Led Buford to a 15-0 record and the Class AAAA championship • It was Buford's third-straight state title • Considered the No. 20 offensive guard in the country by Scout.com • Listed in the top 50 guards in the nation by Rivals.com • ESPN.com's No. 48 guard • Named first-team all-state by the Georgia Sportswriters Association in 2013 and 2014 • Three-time first-team all-region and all-county selection • Ranked the No. 20 guard in the South and No. 58 nationally by Scout.com • Top 10 performer in the Georgia Rising Seniors game and was named the offensive line MVP • Won team's most improved award every year • Voted the Dexter Wood leadership award winner • Never gave up a sack in his career • High school head coach was Jess Simpson.

Personal

Son of Tammy and Greg Polino • The person who had the biggest impact on his life is his father Greg • Birthday is Sept. 6.

NICK QUIGLEY

WIDE RECEIVER
5-11 • 190 • SENIOR
DENVER, N.C. • EAST LINCOLN



42

2019 - Senior Season

Made collegiate debut against Mercer.

2018 - Junior Season

Joined the program in the fall of 2018 • A valuable squad member who adds depth the wide-receiver unit.

East Lincoln High School

A three-year letterman at East Lincoln • Caught 32 passes for 416 yards and six TDs as a senior • A member of East Lincoln's 16-0 2AA state championship team as a junior • Also competed in track and field for four years • Was a member of the 2AA state runner-up 4x400-meter relay team as a junior • Coached by Mike Byus.

Personal

Son of Krista and Tom Quigley • Birthday is March 8.

PLAYER PROFILES



PATRICE RENE

DEFENSIVE BACK
6-2 • 205 • SENIOR
OTTAWA, ONTARIO • EPISCOPAL (VA.)



2019 - Senior Season

Appeared in two games, starting one, at cornerback before suffering season-ending injury • Made six tackles • Recorded an assist in the second half versus South Carolina • Made five stops after starting versus Miami.

2018 - Junior Season

Started all 11 games at cornerback • Tallied 31 tackles, two INTs, five PBU and a fumble recovery • Opened the season with three tackles at Cal • Posted five stops and a PBU at ECU • Added three stops versus Pitt • Notched three tackles, an INT and two PBU against Virginia Tech • Recorded four tackles, an INT, two PBU and a fumble recovery at Syracuse • Added two stops at Virginia • Made three tackles against Georgia Tech • Tallied five tackles and a PBU at Duke • Recorded single-tackle games against Miami, Western Carolina and NC State.

2017 - Sophomore Season

Appeared in 11 games and made three starts at cornerback • Had 22 total tackles and two for loss • Notched four solo tackles and one pass breakup against NC State • Had solo tackles in wins at Pitt and over WCU • Had a pair of solo tackles and a TFL at Virginia Tech • Started and finished with three tackles against Virginia • Had a pair of stops against Louisville • Started the season opener against Cal and posted a career-high nine tackles (five solo) and a tackle for loss.

2016 - True Freshman Season

Appeared in 11 games and made five starts • Tallied 16 total tackles and two pass breakups • Had a season-best six tackles against James Madison.

Episcopal High School

Considered a four-star prospect by Rivals and rated the No. 7 player in the state of Virginia and the No. 22 safety in the country • Also ranked the No. 9 player in Virginia and the No. 25 cornerback nationally by ESPN • Considered the No. 2 safety in the East and the No. 31 safety in the country by Scout.com • Named first-team VISAA Division I all-state as a senior at Episcopal • Also played wide receiver • Team MVP and captain • Earned second-team All-Met honors from the Washington Post as a senior and was a 2014 CBSSports All-America selection • Coached by Panos Voulgaris.

Personal

Son of Marie Rene • Birthday is Nov. 19.



PATRICE RENE - CAREER STATISTICS

Year	UA	A	Total	TFL	SACKS	INT	PBU	FF	FR
2016	9	7	16	0-0	0-0	0	2	0	0
2017	16	6	22	2.0-2	0-0	0	1	0	0
2018	25	6	31	0-0	0-0	2-2	5	0	1
2019	4	2	6	0.0	0-0	0	0	0	0
Totals	54	21	75	2.0-2	0-0	2-2	8	0	1

Career High: 9 tackles vs. Cal (2017); 1 INT two times



ASIM RICHARDS

OFFENSIVE LINEMAN
6-5 • 285 • FRESHMAN
PHILADELPHIA, PA. • HAVERFORD SCHOOL



2019 - True Freshman Season

Appeared in eight games along the offensive line and on special teams • Blocked for an offense that averaged 469.0 yards per game (14th NCAA), including 184.0 rushing yards per contest • Took 25 snaps against Mercer to grade out at 80 • Posted a knockdown and a grade of 78 at NC State.

Haverford School

Three-star prospect who is ranked the No. 6 player in the state of Pennsylvania and the No. 42 overall offensive tackle by 247Sports • Ranked the No. 18 player in Pennsylvania by ESPN and No. 19 by Rivals • Selected to play in the Big 33 game, matching the top players from Pennsylvania and Maryland • Named to the All-USA Pennsylvania first team as a senior • Claimed first-team All-Inter-Ac League honors • Earned a 2018 Mini Max award, awarded by the Maxwell Football Club to select standout players in eastern Pennsylvania • Also played tight end and defensive line in his prep career • Named second-team All-Inter-Ac on the defensive line as a junior • Posted 133 tackles, 13 sacks, 31 TFL, three forced fumbles and three fumble recoveries over his four seasons on defense • A two-sport athlete who also played basketball at Haverford • Coached by Michael Murphy.

Personal

Son of Genise Richards and Lamar Thomas • Birthday is Oct. 2.



BRYSON RICHARDSON

DEFENSIVE BACK
6-0 • 190 • SOPHOMORE
LAWRENCEVILLE, GA. • BUFORD



2019 - Sophomore Season

Suffered an injury in the preseason • Expected to redshirt the 2019 season.

2018 - True Freshman Season

Appeared in all 11 games in the secondary and on special teams • Recorded four tackles, an INT, a PBU and a pressure • Tallied a tackle, a pressure and a PBU at ECU • Posted his first career INT at Miami • Added a tackle at Duke • Registered two tackles versus NC State • Enrolled at Carolina in January and participated in spring practice.

Buford High School

Ranked as the No. 37 safety nationally and the No. 83 player in the state of Georgia by ESPN.com • Considered the No. 60 safety in the country and the No. 79 player in Georgia by the 247Sports composite • Also rated as the No. 95 player in Georgia by Rivals • Playing both safety and wide receiver, led Buford to a Region 8 title and a spot in the Georgia 5A state semifinals • Helped Buford to a 4A state title as a freshman and back-to-back state finals appearances as a sophomore and junior • Coached by John Ford at Buford.

Personal

Son of Gary and Michele Richardson • Birthday is Oct. 14.



PLAYER PROFILES



WILLIAM ROBERTSON

DEFENSIVE LINEMAN
6-2 • 190 • FRESHMAN
AUSTIN, TEXAS • WESTLAKE



2019 - True Freshman Season

Made collegiate debut against Mercer.

Westlake High School

Played four years of football at Westlake as a safety and defensive end • Posted 120 tackles, eight sacks and three forced fumbles over his final two prep seasons • Notched 65 tackles, four sacks and three forced fumbles as a senior • Led Westlake to a 13-2 season and a berth in the state semifinals • Added 55 tackles and four sacks as a junior • Helped Westlake to a 14-1 season and a berth in the state championship game • Also played baseball for four years as a pitcher and first baseman • Was a two-time academic all-district performer in both football and baseball • Coached by Todd Dodge.

Personal

Son of Sara and Joseph Robertson • Birthday is Jan. 25.



BILLY ROSS

OFFENSIVE LINEMAN
6-5 • 315 • SOPHOMORE
HUNTINGTON, W.VA. • HUNTINGTON



2019 - Sophomore Season

Appeared in eight games along the offensive line • Blocked for an offense that averaged 469.0 yards per game (14th NCAA), including 184.0 rushing yards per contest.

2018 - Redshirt Freshman Season

Started all 11 games at right guard • Blocked for an offense that averaged 442.1 yards per game (31st NCAA), including 193.0 rushing yards per contest • Led an offensive line that allowed just 0.91 sacks per game (10 sacks/7th NCAA/2nd ACC) • Tallied 39 knockdowns in the nine graded games • Posted a 77 with two knockdowns versus Pitt • Added 10 knockdowns at Miami • Registered a 77 with three knockdowns at Virginia • Recorded an 82 against Georgia Tech • Notched and 83 with seven knockdowns at Duke • Redshirted in 2017.

Huntington High School

Versatile player who has experience at tackle and guard • Ranked the No. 1 offensive tackle in West Virginia, No. 7 in the East and No. 39 in the country by Scout.com • Listed as the No. 1 offensive tackle in West Virginia and No. 42 in the nation by 247sports.com composite rankings • Helped lead Huntington to a 7-4 record as a senior • Huntington averaged more than 7.5 yards rushing per play and the team's tailback set single-season records for yards, and rushing attempts • Team advanced to the quarterfinals of the state playoffs as a junior • Made the all-state team in West Virginia 3A classification • Considered the No. 4 prospect in West Virginia by Rivals.com • Coached by Billy Seals.

Personal

Son of Mark and Leanne Roberts • Birthday is Oct. 6.



DOMINIQUE ROSS

LINEBACKER
6-3 • 220 • SENIOR
JACKSONVILLE, FLA. • TRINITY CHRISTIAN ACADEMY



2019 - Senior Season

Appeared in 11 games and made 10 starts at linebacker • Has 54 tackles, 6.0 TFLs, 2.5 sacks, four PBUs and four QBHs this season • Had five tackles at NC State • Came up with seven tackles and 2.0 TFLs against Mercer • Had seven tackles, 1.0 TFL and 0.5 sack against Virginia • Became the first UNC player since Zach Brown (2011) to force a fumble, record a sack and have an interception in the same game against Duke • Had six tackles against the Blue Devils • Tied for 2nd on team with three PBU • Had five tackles at Virginia Tech • Registered five tackles and one QBH against No. 1 Clemson • Had five tackles, two TFLs and one sack against App State • Registered four tackles at Wake Forest • Had five tackles, two QB hurries and one PBU in season debut against Miami.

2018 - Junior Season

Appeared in 10 games, starting eight, at linebacker • Tallied 47 tackles, a half sack, 3.5 TFL, three pressures and four PBU • Opened the year with five tackles, a TFL, a pressure and three PBU • Recorded eight tackles, a half TFL and a pressure • Added five stops and a pressure versus Pitt • Made two tackles at Miami • Notched eight tackles and a TFL against Georgia Tech • Racked up nine tackles, a half sack and a PBU at Duke • Added two stops versus Western Carolina • Posted eight tackles and a half TFL against NC State.

2017 - Sophomore Season

Appeared in seven games and started the season finale at NC State • Finished the season with seven tackles (five solo) • Also combined on a tackle for loss • Matched his then career high with three tackles (two solo) against the Wolfpack.

2016 - True Freshman Season

Played in all 13 games • Finished with 12 tackles and a sack on the season • Made a season-high three tackles vs. The Citadel • Assisted on a tackle at Duke • Made one tackle in the win at Miami • Had two tackles in the win at No. 12 Florida State • Made one stop in the comeback win over Pitt • Played well in the win over JMU and jump-started the team's defensive effort with a 9-yard sack in the second quarter • Had two tackles in the win at Illinois • Made his college debut against No. 18 Georgia primarily on special teams.

Trinity Christian Academy

Rated the No. 38 outside linebacker in the country by Scout and ESPN • Ranked the No. 4 outside linebacker in Florida by Scout • Also considered the No. 48 outside linebacker nationally and the No. 77 player in the state of Florida by Rivals • PrepStar All-Southeast Region • Named first-team class 3A all-state as a senior at Trinity Christian • Member of the Orlando Sentinel Super 11 • Helped lead Trinity to a 14-0 record and the FHSAA 3A state championship • As a senior, had 54 tackles (33 solo), 15.5 tackles for loss, 11.5 sacks, seven quarterback hurries, broke up 10 passes, recovered two fumbles and forced four fumbles • Coached by Verlon Dorminey.

Personal

Son of Teresa Miller and Dominique Ross, Sr. • Birthday is Dec. 21.

DOMINIQUE ROSS - CAREER STATISTICS

Year	UA	A	Total	TFL	SACKS	QBH	INT	PBU	FF	FR
2016	6	6	12	1.0-9	1.0-9	0	0	0	0	0
2017	5	2	7	0.5-0	0-0	0	0	0	0	0
2018	15	32	47	3.5-9	0.5-4	3	0	4	0	0
2019	35	19	54	6.0-25	2.5-18	4	1	4	1	0
Totals	61	59	120	11.0-43	4.0-31	7	1	8	1	0

Career High: 9 tackles at Duke (2018); 3 PBU at Cal (2018); 2.0 TFLs, twice, last vs. Mercer (2019); 1.0 sacks, three times, last vs. Duke (2019)

PLAYER PROFILES



GREG ROSS

DEFENSIVE BACK
6-1 • 175 • JUNIOR
TEMPLE HILLS, MD. • POTOMAC



10

2019 - Junior Season

Appeared in all 12 games and made five starts at defensive back • Leads the team with five pass breakups • Had two tackles and a TFL at Pitt • Had three tackles against Duke • Had a career high two PBUs at Virginia Tech • Had five tackles and a PBU versus App State • Had two tackles at Wake Forest • Had four tackles in the win over Miami • Got the start at cornerback and responded with a career-tying six tackles against South Carolina • Had 1.0 TFL for two yards.

2018 - Sophomore Season

Appeared in eight games, starting six, at cornerback • Tallied 31 tackles and three PBU • Posted six tackles against Pitt • Added a stop at Miami • Recorded five tackles versus Virginia Tech • Notched three tackles and a PBU at Syracuse • Made five stops at Virginia • Added three tackles at Duke • Notched four tackles and a PBU against both Western Carolina and NC State.

2017 - Redshirt Freshman Season

Appeared in three games • Recorded a PBU at Virginia Tech • Redshirted in 2016.

Potomac High School

Ranked the No. 1 safety in the state of Maryland and the No. 34 safety in the country by Scout • Also considered the No. 18 player overall in Maryland by Rivals and No. 23 by 247sports • PrepStar All-Atlantic Region • Helped lead Potomac to a 10-3 mark as a senior • Posted 78 tackles (42 solo), four INTs and four pass breakups • High school head coach was Ronnie Crump.

Personal

Son of Adrienne and Greg Ross, Sr. • Birthday is March 13.

GREG ROSS - CAREER STATISTICS

Year	UA	A	Total	TFL	SACKS	QBH	INT	PBU	FF	FR
2017	0	0	0	0-0	0-0	0	0	1	0	0
2018	24	7	31	0-0	0-0	0	0	3	0	0
2019	20	6	26	2.0-3	0-0	0	0	5	0	0
Totals	44	13	57	2.0-3	0-0	0	0	9	0	0

Career High: 6 tackles vs. Pitt (2018); 2 PBU at Virginia Tech (2019)



MICHAEL RUBINO

PLACE-KICKER
6-3 • 215 • SENIOR
APEX, N.C. • MIDDLE CREEK/APPALACHIAN ST.



90

2019 - Senior Season

Appeared in eight games on special teams, primarily as a kickoff specialist • Totaled 16 touchbacks with a season-high five against Miami • Converted both PAT attempts against Mercer.

2018 - Junior Season (at Appalachian State)

Served as App State's kickoff specialist and averaged 61.0 yards per kickoff with 49 touchbacks (21st nationally and second in the Sun Belt) • Touchback percentage of 62.02 ranked 39th nationally • Converted 2-of-3 extra points.

2017 - Sophomore Season (at Appalachian State)

Appeared in all 13 games as the kickoff specialist and was the primary placekicker for the first seven games • Converted 9-of-15 field goals and 21-of-23 extra points • Made a tiebreaking field goal from 31 yards out with 7:24 remaining in a 23-20 win at Idaho • Had two games with two field goals and made a season-long attempt from 46 yards at Texas State • Averaged 61.3 yards per kickoff with 29 touchbacks on 81 attempts.

2016 - Redshirt Freshman Season (at Appalachian State)

Played in all 13 games as Appalachian State's primary place-kicker • Perfect on field goals from inside of 40 yards, converting all 13 tries • Converted 47-of-48 extra points and made 15-of-21 field goals on the season • Converted 4-of-8 field goals in the first five games of the season and went 11-of-13 for the remainder of the season • Made the go-ahead 39-yard field goal with 5:14 remaining in the Camellia Bowl to defeat Toledo 31-28 • A 47-yard field goal at Troy was his longest, tied for fourth longest in the Sun Belt • Redshirted in 2015.

Middle Creek High School

Rated a two-star prospect by Scout.com and 247Sports • Tabbed as the nation's No. 8-ranked kicker in the class of 2015 by 247Sports • Two-time Southwest Wake Athletic Conference Special Teams Player of the Year • Two-time first-team all-conference selection as a kicker and punter • Accounted for 71 points with 50 extra points and seven field goals while averaging 43.2 yards per punt as a senior in 2014 • Made 12 field goals, sent 31-of-62 kickoffs into the end zone for touchbacks and averaged 36 yards per punt with 20 downed inside the 20-yard line as a junior in 2013 • Middle Creek recovered six of his 14 onside-kick attempts in 2013 • A four-time academic all-conference honoree • Coached by Michael Castellano.

Personal

Son of Patti and John Rubino • Birthday is July 26.



PLAYER PROFILES



JACE RUDER

QUARTERBACK
6-2 • 225 • REDSHIRT FRESHMAN
NORTON, KAN. • NORTON COMMUNITY



2019 – Redshirt Freshman Season

Rushed for one yard against App State • Made season debut at Wake Forest and was 1 of 2 passing for seven yards and ran three times for 21 yards, including a 22-yard scamper • Appeared in one game in 2018 before redshirting • Completed 4-of-5 passes for 80 yards and a TD, while running for 21 yards on three carries against Georgia Tech • Four-star prospect who ranked No. 12 nationally as a dual-threat quarterback by Rivals • Represents the football team as part of UNC's Student-Athlete Advisory Council.

2018 - True Freshman Season

Appeared in one game before redshirting • Completed 4-of-5 passes for 80 yards and a TD, while running for 21 yards on three carries against Georgia Tech • Enrolled at Carolina in January and participated in spring practice.

Norton Community High School

Four-star prospect who is ranked No. 12 nationally as a dual-threat quarterback and No. 190 overall by Rivals • Rated as the No. 317 player in the country, the No. 16 dual-threat quarterback and the No. 1 player in Kansas by the 247Sports composite • Considered the No. 23 quarterback and the top player in Kansas by ESPN.com • Threw for 1,232 yards and 13 TDs and ran for 1,032 yards and 15 scores as a senior • Also had 43 tackles and four INTs on defense and handled kicking and punting duties as well • Earned all-league honors at both quarterback and punter • Led Norton to a spot in the Kansas state 3A playoffs • Also a multiple-time state champion in track and field and a standout performer in basketball • Earned state honors in all three sports during his time at Norton Community • Coached by Lucas Melvin.

Personal

Son of John and Jennifer Ruder • Birthday is June 12.

JACE RUDER - CAREER STATISTICS

Passing			Rushing									
Year	C-A-I	Pct.	Yards	TD	LP	Yds/Gm	No.	Yards	Avg.	TD	LP	
2018	4-5-0	80.0	80	1	44	80.0	3	21	7.0	0	13	
2019	1-2-0	50.0	7	0	7	3.5	4	22	5.5	0	22	
Totals	5-7-0	71.4	87	1	44	29.0	7	44	6.1	0	22	



NOAH RUGGLES

PLACE-KICKER
6-3 • 185 • SOPHOMORE
ODESSA, FLA. • STEINBRENNER



2019 – Sophomore Season

Appeared in all 12 games at placekicker • Leads the team in scoring (90 points) • Ranks 6th in points among ACC kickers • Made seven straight FG attempts before missing 55-yard attempt at NC State • 17 of 24 in field goals • Made all 39 PATs • Made both FG attempts, including a 40 yard game winner in fourth quarter against Duke • Made a career long 49-yard FG at Wake Forest • Was 2-of-3 against Miami and converted a pair of extra points • Made 3-of-4 field goals and a pair of extra points in the win over South Carolina • Third season with the program • Converted a pair of PAT attempts against Western Carolina in 2018 after redshirting in 2017 • No. 9 kicker in the nation according to 247sports.com coming out of high school.

2018 - Redshirt Freshman Season

Appeared in one game at placekicker • Converted both PAT attempts against Western Carolina • Redshirted in 2017.

Steinbrenner High School

Ranked the No. 9 kicker in the nation by 247sports.com • Listed the No. 12 kicker nationally by ESPN.com • First-Team All-Tampa-Bay • First-Team All-Hillsborough County • First-Team Western Conference • Big County Preps Specialist of the Year • Hillsborough All Star Game Offensive MVP • First-Team Class 8A All-State • Member of the Jacksonville Times-Union Super 75 Team • Coached by Andres Perez-Reinaldo.

Personal

Son of Jacqueline and John Ruggles • Birthday is June 2.



NOAH RUGGLES - CAREER STATISTICS

Year	FGM	FGA	Pct.	0-29	30-39	40-49	50+	LG	PAT
2019	17	24	70.8	8-8	6-8	3-6	0-2	49	39-39
Totals	17	24	70.8	8-8	6-8	3-6	0-2	49	39-39

Career Highs: 3 field goals made vs. South Carolina (2019); 4 field goals attempted, twice, last at Virginia Tech (2019); 6 PATs made vs. Mercer (2019); 6 PATs attempted vs. Mercer (2019); 11 points, twice, at Virginia Tech (2019) & at NC State (2019)



DOM SAMSON

TIGHT END
6-4 • 241 • JUNIOR
CARY, N.C. • PANTHER CREEK



2019 – Junior Season

Joined the team as a walk-on for the 2019 season • A valuable squad member who added depth to the tight-end unit.

Panther Creek High School

A four-year player at Panther Creek • Served as a team captain as a senior • Earned first-team all-conference honors as a senior • Threw for 3,900 yards and 40 TDs in his final prep campaign • Set school records for single-season passing yards and TDs • Led the area in passing and was a six-time player of the week selection • Helped Panther Creek to the state quarterfinals and a conference championship as a junior • Was a 4.0 student and a member of the National Honor Society • Served as VP of the school's DECA Chapter • Coached by Sean Crocker.

Personal

Son of Cindy and Dom Samson • Brother, Joe, is a defensive lineman at ECU.

PLAYER PROFILES



JEFFREY SATURDAY

WIDE RECEIVER
6-0 • 185 • FRESHMAN
DACULA, GA. • HEBRON CHRISTIAN ACADEMY



2019 – True Freshman Season

A valuable squad member who added depth to the wide-receiver unit.

Hebron Christian Academy

A four-year veteran at wide receiver and defensive back • Led his team to its first ever playoff appearance as a sophomore and first playoff victory as a senior • A two-time all-region selection • Posted 100 receptions for 1,502 yards and 17 TDs, while tallying 79 tackles and six INTs during his career • Tabbed first-team all-state, all-county and team MVP as a senior • Notched 55 receptions for 1,035 yards and 13 TDs • Also had 34 tackles on defense • Missed most of his junior season due to a back injury • Was the team offensive MVP as a sophomore • Had 34 catches for 349 yards and four TDs • Also competed in basketball for three seasons and track and field as a sophomore • Coached by Kevin Shaeffer and Jeff Saturday.

Personal

Son of Karen and Jeff Saturday • Father, Jeff, played for Coach Brown at UNC and later played in the NFL for 14 seasons • Birthday is Nov. 15.



JAKE SETTERLIND

OFFENSIVE LINEMAN
6-5 • 320 • REDSHIRT FRESHMAN
ASHEVILLE, N.C. • A.C. REYNOLDS



2019 - True Freshman Season

A valuable squad member who added depth along the offensive line • Redshirted in 2018.

A.C. Reynolds High School

A four-year letterman along the offensive line • Earned all-state honors as a junior and senior • A three-time all-conference performer • Served as a team captain • Helped A.C. Reynolds to a 14-2 record and the 3AA State Championship game as a senior • Played in the Shrine Bowl of the Carolinas following his senior season • Graduated with honors • Was a North Carolina Scholar • Helped start the FCA chapter at his school • Coached by Shane Laws.

Personal

Son of Michelle and Carl Setterlind • Birthday is Feb. 2.



MICHAEL SELSOR

PUNTER
6-1 • 205 • JUNIOR
LA CANADA, CALIF. • LA CANADA/GLENDALE CC



2019 – Junior Season

A valuable squad member who added depth to the special teams unit • Made collegiate debut against Mercer • Redshirted in 2018.

2018 – Junior

A valuable squad member who added depth to the special teams unit • Redshirted in 2018.

Glendale C.C.

Attended Glendale Community College in Glendale, Calif. for two years • Earned all-league and Special Teams Player of the year in both seasons • Also served as team captain for one season • Averaged 42-yards per punt and landed 24 of 61 punts inside the 20 as a sophomore • Averaged 40 yards per punt as a freshman.

La Cañada High School

A four-year letterman and two-year team captain • Earned all-league and all-area honors for three seasons • Tabbed Special Teams Player of the Year three times • Was a four-year varsity soccer player and team captain for two seasons • Claimed all-league and all-area honors twice as a goalkeeper • Was twice named Defensive Player of the Year • Set the school record for career saves with 229 • Also pitched and played third base on the baseball team • Coached by James Sims.

Personal

Son of Kathy and Paul Selsor • Brother, Johnny, played baseball at Lafayette College • Birthday is Dec. 29.



TRE SHAW

DEFENSIVE BACK
6-0 • 185 • JUNIOR
ELLENWOOD, GA. • CEDAR GROVE



2019 – Redshirt Sophomore Season

Appeared in six games at defensive back and on special teams • Posted six tackles, including a three-yard TFL • Recorded his first tackle of the season against South Carolina • Added a tackle versus Duke • Made four tackles and one TFL against Mercer.

2018 - Sophomore Season

Appeared in four games at corner back and on special teams before redshirting • Posted four tackles and a forced fumble • Tallied two tackles and a forced fumble versus Pitt • Added two tackles at Miami • Also saw action against Virginia Tech and Syracuse.

2017 - True Freshman Season

Appeared in all 12 games in his true freshman campaign • Tallied nine total tackles • Finished with one tackle in wins over Pitt and WCU • Had a solo stop against Virginia • Made two tackles against Notre Dame • Had a solo stop at Georgia Tech • Recorded his first career tackle in the win at ODU • Made collegiate debut on special teams against Cal • Graduated early from high school and enrolled at UNC in January 2017.

Cedar Grove High School

Four-star prospect by ESPN.com, which listed him as the No. 31 cornerback in the country • Considered the No. 32 cornerback in the country, No. 11 in the South and No. 4 in Georgia by Scout.com • In 247sports.com composite rankings, he is listed as the No. 35 cornerback in the country, and the No. 33 overall player in Georgia • Versatile athlete who played running back and defensive back for Cedar Grove • Helped lead Cedar Grove to the GHSAA Class AAA state title, the school's first championship • Scored twice in the state title game, once on a 34-yard INT return and another on a 32-yard screen play • Finished the game with five catches for 71 yards and a score • Named first-team all-state and all-Metro • Averaged 13.6 yards per carry as a junior running back • Coached by Jermaine Smith.

Personal

Son of Wanda Shaw and Jimmy Smith • Birthday is Dec. 4.



PLAYER PROFILES



HUNTER SHERIDAN

DEFENSIVE LINEMAN
6-3 • 245 • JUNIOR
CHARLOTTE, N.C. • CHARLOTTE LATIN



2019 - Junior Season

Appeared in the Mercer game.

2018 - Sophomore Season

Appeared in the Western Carolina game.

2017 - Redshirt Freshman Season

A valuable squad member who added depth along the defensive line • Joined the team was a walk-on prior to the 2016 season • Redshirted in 2016.

Charlotte Latin High School

Four-year letterwinner at Charlotte Latin High School • Latin advanced to the state NCISAA playoffs and finished state runner-ups three consecutive years • An all-state linebacker as a senior • Coached by Larry McNulty.

Personal

Son of Eric and Mary Sheridan • Birthday is May 6.



EMERY SIMMONS

WIDE RECEIVER
6-1 • 190 • FRESHMAN
PARKTON, N.C. • SOUTH VIEW



2019 - True Freshman Season

Appeared in 10 games at wide receiver • Had four receptions for 72 yards and one TD • Made his first collegiate reception for eight yards at Wake Forest • Added a reception for 11 yards at Georgia Tech • Caught a 20-yard pass versus Duke • Scored his first and only touchdown of the season against Mercer on a 33-yard pass.

South View High School

Listed as the No. 13 player in North Carolina and the No. 35 wide receiver nationally by 247Sports • Ranked No. 21 in the state by ESPN and No. 26 by Rivals • Considered a four-star prospect by 247Sports • Represented North Carolina at the 2018 Shrine Bowl of the Carolinas • Posted 122 receptions for 2,333 yards and 30 TDs and 900 return yards (273pr/627kr) over his final two prep seasons • Named first-team all-state as a returner by the AP as a senior • Helped lead South View to an 11-3 record and a spot in the 4-A state quarterfinals • Caught 67 passes for 1,336 yards and 18 TDs • Added 489 return yards (273pr/213kr) and four TDs (3pr/1kr) • Tallied 997 yards and 12 TDs on 55 receptions as a junior • Coached by Rodney Brewington.

Personal

Son of Tamika and Dale Simmons • Birthday is Dec. 20.

EMERY SIMMONS - CAREER STATISTICS

Year	Rec.	Yards	Avg.	TD	LP
2019	4	72	18.0	1	33
Totals	4	72	18.0	1	33

Career Highs: 1 reception four times (2019); 33 receiving yards vs. Mercer (2019); 1 TD vs. Mercer (2019)



HUNTER SHOPE

OFFENSIVE LINEMAN
6-3 • 250 • FRESHMAN
MURPHY, N.C. • MURPHY



2019 - True Freshman Season

A valuable squad member who added depth along the offensive line.

Murphy High School

A four-year veteran along both sides of the line • A member of two state championship teams • A three-time all-conference performer • Tallied 292 tackles and 29 sacks, while producing a 94% success rate in blocking during his prep career • Named the conference lineman of the year as a senior • Served as a team captain • Posted 106 tackles and 10 sacks, while grading out at 97% on the offensive line • Was an all-state selection on defense as a junior • Recorded 103 tackles and nine sacks, while producing a 93% on offense • Added 83 tackles and 10 sacks as a sophomore • Also played basketball for four years and golf for two years • Served as a team captain for basketball as a senior • A member of the National Honor Society, Beta Club and FCA • Was a Superior Honors graduate and an NC Scholar graduate • Coached by David Gentry.

Personal

Son of Tammy and James Shope • Plays five instruments: guitar, bass, mandolin, banjo and piano • Birthday is Nov. 20.



NICKY SOLOMON

PLACE-KICKER/PUNTER
5-10 • 185 • REDSHIRT FRESHMAN
ROSWELL, GA. • CENTENNIAL



2019 - Redshirt Freshman Season

A valuable squad member who added depth to the special teams unit • Is also a member of the UNC lacrosse team • Finished fourth on the team in points with 30 after posting 20 goals and 10 assists • Redshirted in 2018.

Centennial High School

Played one year of football as a placekicker • All-time points leader in Georgia lacrosse history • Three-time All-American • Under Armour All-America MVP in lacrosse • 2018 South Player of the Year • 2017 Player of the Year in Georgia • Was an honor roll student • Received the 2018 principal's award.

Personal

Son of Nanci and Neal Solomon • Birthday is June 24.

PLAYER PROFILES



WELTON SPOTTSVILLE

WIDE RECEIVER
6-0 • 200 • FRESHMAN
HAVELOCK, N.C. • HAVELOCK



17

2019 – True Freshman Season

Appeared in nine games as a wide receiver and on special teams

Havelock High School

Three-star prospect who is ranked the No. 32 player in the state of North Carolina and the No. 75 wide receiver in the country by Rivals • Also ranked No. 34 in North Carolina by 247Sports and No. 50 by ESPN • Represented North Carolina at the 2018 Shrine Bowl of the Carolinas • Recorded 126 receptions for 2,295 yards and 23 TDs over his final three prep seasons • Led Havelock to a 13-1 record and a spot in the North Carolina state 3-A semifinals as a senior • Earned first-team all-area honors at wide receiver from the New Bern Sun Journal • Caught 51 passes for 1,060 yards and 13 TDs • Also rushed for 383 yards and six scores • Guided Havelock to a 14-2 record and a berth in the state championship game as a junior • Named first-team all-area by the Sun Journal • Posted 44 receptions for 672 yards and eight TDs • Tallied 67 tackles and six INTs on defense and scored two TDs on INT returns, two on punt returns and one on kickoff return • Helped Havelock to a 13-2 record and a spot in the regional final as a sophomore • Added 31 receptions for 563 yards and two TDs • Coached by Caleb King.

Personal

Son of Angeliq and William Spottsville • Birthday is Dec. 14.



JASON STROWBRIDGE

DEFENSIVE LINEMAN
6-5 • 285 • SENIOR
DEERFIELD BEACH, FLA. • DEERFIELD BEACH



55

2019 - Senior Season

Third team All-ACC selection • Tied for ACC lead with three fumble recoveries • Has 6.5 TFL, 3.0 sacks and 42 tackles this season • Had a sack and six tackles at Pitt • Set a career high with 10 tackles against Duke • Also had 2.5 TFL, 1.5 sacks, one forced fumble and one fumble recovery against the Blue Devils • Had a then career high nine tackles at Virginia Tech • Had three tackles and 0.5 sack and 0.5 TFL against Georgia Tech • Had four tackles and a fumble recovery against No. 1 Clemson • Returned to the starting lineup against App State • Missed the Wake Forest game with a lower-body injury • Registered his third career blocked kick against Miami • Had five tackles and one sack against the Hurricanes • Had a pair of tackles and one TFL against South Carolina.

2018 - Junior Season

Started all 11 games along the defensive line • Earned All-ACC honorable mention honors • Posted 36 tackles, 5.5 sacks, 7.5 TFL, four pressures, a PBU and a blocked kick • Opened the season with three tackles, a half sack and a PBU at Cal • Made two stops at ECU • Added a tackle against Pitt • Made two tackles and blocked a kick at Miami • Registered six tackles, two sacks, 2.5 TFL and a pressure versus Virginia Tech • Tallied two tackles, a sack and a pressure at Syracuse • Added four tackles at Virginia • Recorded four tackles and a TFL versus Georgia Tech • Notched two tackles and a sack at Duke • Posted two tackles and a sack against Western Carolina • Finished the season with a career-high eight stops, a half TFL and a PBU versus NC State.

2017 - Sophomore Season

Appeared in all 12 games and made nine starts on the defensive line • Recorded 34 tackles on the season and 5.5 for loss • Had one sack, a forced fumble and a pair of QB hurries • Enjoyed a strong game at NC State with five tackles, including two TFLs • Finished with two tackles and a TFL in the win over WCU • Had a solo tackle in the win at Pitt • Finished with four tackles and a pass breakup against Miami • Had three stops and combined on a tackle for loss at Virginia Tech • Finished with four tackles and a TFL against Virginia • Had a tackle against Notre Dame • Finished with three tackles and a forced fumble at Georgia Tech • Had a season-high five tackles and combined on a sack in the Duke game • Finished with a tackle and a QB hurry in the win at ODU • Had a pair of stops and combined on a sack against Louisville • Recorded three tackles and a quarterback hurry in the season opener against Cal.

2016 - Redshirt Freshman Season

Finished with 12 tackles on the season and 2.5 for loss, including two sacks • Had one tackle in the Sun Bowl • Had two tackles against Virginia • Made one tackle in the win at No. 12 Florida State • Had one tackle and assisted on a tackle for loss in the comeback win over Pitt • Made his first career start in the win over JMU and had two tackles, including a sack • Recorded a quarterback pressure in the win at Illinois • Made his collegiate debut in the season opener vs. No. 18 Georgia and finished with three tackles • Redshirted in 2015 with an injury.

Deerfield Beach High School

Ranked the No. 47 strongside defensive end in the country by 247sports.com and is one of the top 100 players in Florida • Four-star prospect according to ESPN and Scout.com • Considered the No. 29 defensive end in the nation by ESPN.com and the No. 61 prospect in Florida • Rated the No. 24 defensive end by Scout.com • Member of the Scout 300 and is ranked the No. 265 senior nationally • Had 12 sacks, broke up two passes and recovered a fumble as a junior • Coached by Allen Jackson.

Personal

Nickname is "Strow" • Wears No. 55 because it's a family number • The people who had the biggest impact on his life are his parents, Arlene Thigpen and Clifford Strowbridge • Birthday is Sept. 10.



JASON STROWBRIDGE - CAREER STATISTICS

Year	UA	A	Total	TFL	SACKS	QBH	PBU	FF	FR
2016	5	7	12	2.5-13	2.0-13	2	0	0	0
2017	12	22	34	5.5-16	1.0-5	2	1	1	0
2018	18	18	36	7.5-30	5.5-24	4	1	0	0
2019	24	18	42	6.5-22	3.0-16	4	1	1	3
Totals	59	65	124	22.0-81	11.5-58	12	3	2	3

Career High: 10 tackles vs. Duke (2019); 2 sacks vs. Virginia Tech (2018); 2.5 TFL vs. Virginia Tech (2018), vs. Duke (2019); 1 forced fumble at Georgia Tech (2017), vs. Duke (2019); 1 fumble recovery, three times, last vs. Duke (2019)



PLAYER PROFILES



CHAZZ SURRATT

LINEBACKER
6-2 • 230 • JUNIOR
DENVER, N.C. • EAST LINCOLN



21

Personal

Son of Kevin and Brandi Surratt • Has two brothers, Sage Surratt, a wide receiver at Wake Forest, and Ethan Kincaid • Birthday is Feb. 16.



2019 - Junior Season

First team All-ACC selection • Runner-up for ACC Defensive Player of the Year • Tied for 1st in the ACC with 110 tackles and 9.2 tackles per game • Leads team with 13.5 TFLs (7th in ACC), and 6.0 sacks • Had a team-high 10 tackles, 2.0 TFLs and a sack at NC State • Posted game-high 15 tackles, 2.0 TFLs and a forced fumble against Virginia • Had 12 tackles, 1.0 sacks and a game saving interception at the goal line against Duke • His 84.7 overall grade against Duke was tops on the team according to Pro Football Focus • Had 17 tackles, 2.0 TFLs and a sack at Virginia Tech • Registered 12 tackles for the second time this season at Georgia Tech • Had a monster game against No. 1 Clemson with team-leading seven tackles, three QBH, two PBU, two TFLs and one sack • Had eight tackles and 1.0 TFL at Wake Forest • Had five tackles versus Miami • Started at linebacker for the first time against South Carolina and came up with a team-high 12 tackles, a sack, a PBU and a pressure • Made the switch to linebacker from quarterback in the spring • Brother, Sage Surratt is a first team All-ACC wide receiver at Wake Forest.

2018 - Sophomore Season

Appeared in one game at quarterback against Miami • Posted 69 rushing yards and a TD.

2017 - Redshirt Freshman Season

Appeared in nine games and made seven starts • Finished with a team-high 1,342 yards passing, completing 107-of-183 attempts • Tossed eight TDs • Scored five rushing TDs and finished with 210 yards on the ground • Accounted for a pair of TDs in the win over WCU • Hit Beau Corrales for a 44-yard TD and rushed for a 59-yard score that surpassed his 56-yard TD run against Duke as UNC's long rush of the year • Left the Miami game early due to injury • Started the Virginia Tech game and completed 4-of-8 passes for 94 yards and a score • Hit Anthony Ratliff-Williams for a 43-yard TD against the Hokies • Threw for 179 yards and a TD against Notre Dame • Attempted a season-high 42 passes against the Irish • Completed 18-of-30 passes for 141 yards in the loss at Georgia Tech • Threw for 259 yards for the second straight week and added 77 rushing yards in the Duke game • Had a 56-yard rushing TD that was the longest for a UNC quarterback since Darian Durant in 2003 • In his second straight start, completed 16-of-24 passes for 259 yards and was responsible for three TDs (one passing, two rushing) • Started the Louisville game and completed 12-of-14 passes for 168 yards and two scores • Earned ACC Rookie of the Week honors for his performance in the Louisville game • Made his collegiate debut in the third series of the Cal game • Finished 18-of-28 through the air for 161 yards and a TD • Also rushed 16 times for 66 yards and a score • Redshirted in 2016.

East Lincoln High School

Named Parade All-America and Parade National Player of the Year as a senior • Named The Associated Press offensive player of the year in North Carolina • Gatorade state player of the year • Two-time first-team AP all-state selection • MaxPreps national small schools player of the year • Broke the state record for career total yards with 16,593 and also owns the state record for TD responsibility with 229 career scores • Threw for 3,536 yard and 51 TDs with 10 INTs during his senior season • Also ran for 1,345 yards and 15 more scores • Led East Lincoln to 30 straight wins • Broke the state record for total offense held previously by Charlotte Independence quarterback and three-time state champion Chris Leak • Named the 2014 and 2015 North Carolina Prep Player of the Year (only two-time winner) • Wendy's High School All-America • Finished second for AP player of the year voting as a junior • Won the 2AA football state championship in 2012 and 2014 • Earned MVP honors in the 2014 state championship game • Four-time NC Preps all-state selection in Football • Three-time player of the year in the SD-7 Conference in football • Three-time NC Preps all-state selection in basketball • Conference player of the year and district player of the year in basketball as a junior • NCHSAA male athlete of the year as a junior • AP all-state selection in basketball as a junior • Member of the National Honor Society and Beta Club • Coached by Mike Byus.

CHAZZ SURRATT - CAREER STATISTICS

Year	UA	A	Total	TFL	SACKS	QBH	PBU	FF	FR
2019	62	48	110	13.5-53	6.0-41	8	3	1	1
Totals	62	48	110	13.5-53	6.0-41	8	3	1	1

Career Highs: 17 tackles at Virginia Tech (2019); 1 sack on six occasions (2019); 2.0 TFL on three occasions (2019); 1 INT vs. Duke (2019)

Year	C-A-I	Pct.	Yards	TD	LP	Yds/Gm
2017	107-183-3	58.5	1,342	8	54	149.1
2018	4-10-3	40.0	10	0	13	10.0
Totals	111-193-6	57.5	1,352	8	54	135.2

Career Highs: 259 passing yards at ODU (2017), vs. Duke (2017); 19 completions vs. Notre Dame (2017); 42 attempts vs. Notre Dame (2017); 2 passing touchdowns vs. Louisville (2017); 77 rushing yards vs. Duke (2017)

PLAYER PROFILES



J AHLIL TAYLOR

DEFENSIVE LINEMAN
6-0 • 300 • REDSHIRT FRESHMAN
VIENNA, GA. • CRISP COUNTY



2019 – Redshirt Freshman Season

Appeared in 11 games along the defensive line • Recorded seven tackles and one pass breakup • Made first tackle of the season at Wake Forest • Added a tackle against Appalachian State • Posted two tackles at Pitt • Recorded two tackles versus Mercer • Had one tackle at NC State.

2018 - True Freshman Season

Appeared in two games along the defensive line before redshirting • Posted three tackles, a TFL and a pressure • Made two stops at ECU • Added a TFL and a pressure versus Western Carolina.

Crisp County High School

Rated the No. 107 player in Georgia and the No. 85 defensive tackle in the country by ESPN.com • Considered the No. 139 defensive tackle nationally by the 247Sports composite • Led Crisp County to a region title and a spot in the second round of the Georgia AAA playoffs as a senior • Recorded more than 170 total tackles at Crisp County, including 82 tackles and 15 tackles for loss as a junior • Coached by Brad Harber.

Personal

Son of Shea Daniels • Birthday is Dec. 22.



J AHLIL TAYLOR - CAREER STATISTICS

Year	UA	A	Total	TFL	SACKS	QBH	PBU	FF	FR
2018	1	2	3	1.0-1	0-0	1	0	0	0
2019	4	3	7	0.0-0	0-0	0	1	0	0
Totals	5	5	10	1.0-1	0-0	1	1	0	0

Career Highs: 2 tackles three times



N OAH TAYLOR

LINEBACKER
6-3 • 240 • JUNIOR
GREENSBORO, N.C. • SOUTHWEST GUILFORD



2019 – Junior Season

Made his collegiate debut against Mercer • Joined the program for spring practice in 2019 as a deep snapper and was converted to linebacker during fall camp.

Southwest Guilford High School

A four-year letterman on the football team • Played defensive end, tight end and linebacker • Served as a team captain • Earned all-conference honors • A member of the National Honor Society • Coached by Eric Rainey.

Personal

Son of Tracey and Clint Taylor • His father played football at Appalachian St. under Mack Brown • Birthday is Jan. 22.



J AVON TERRY

DEFENSIVE BACK
6-1 • 200 • REDSHIRT FRESHMAN
WAKE FOREST, N.C. • WAKE FOREST



2019 – Redshirt Freshman Season

Saw action in all 12 regular season games at defensive back • Notched four tackles, a TFL and a sack • Made two tackles in season opener versus South Carolina • Added a tackle at Georgia Tech • Recorded TFL of nine yards and a sack against Mercer • Redshirted in 2018 after appearing in two games.

Wake Forest High School

Rated the No. 26 player in the state of North Carolina and the No. 48 safety in the country by Rivals • Ranked No. 41 in North Carolina and No. 73 nationally at safety by ESPN.com • Considered the No. 40 player in North Carolina and the No. 100 safety by the 247Sports composite • Teammate of fellow signee Devon Lawrence at Wake Forest, where they led the Cougars to back-to-back NCHSAA 4AA state titles, the first for a Wake County team in 29 years • Named most outstanding defensive player of the title game MVP honors after intercepting a pass late to secure the win • Earned an invite to the 2017 Shrine Bowl of the Carolinas • Had 161 career tackles and 11 career INTs • Finished his senior season with five INTs and 19 passes defended • Also played with current Tar Heel Xach Gill • Coached by Reggie Lucas.

Personal

Son of Tara Terry • Birthday is Oct. 28.

J AVON TERRY - CAREER STATISTICS

Year	UA	A	Total	TFL	SACKS	QBH	PBU	FF	FR
2019	4	0	4	1.0-9	1.0-9	0	0	0	0
Totals	4	0	4	1.0-9	1.0-9	0	0	0	0

Career Highs: 2 tackles vs. South Carolina (2019); 1 sack vs. Mercer (2019)



PLAYER PROFILES



CARL TUCKER

TIGHT END
6-1 • 248 • SENIOR
CONCORD, N.C. • HOUGH



86



2019 - Senior Season

Appeared in 10 games as a tight end • Missed the Georgia Tech and Wake Forest games with injury • Notched five receptions for 54 yards and one TD • Scored his first TD of the season from 12 yards out as part of a three reception, 34-yard performance against App State • Caught one pass for 16 yards against Miami two weeks prior • Added a reception for four yards at Pitt.

2018 - Junior Season

Appeared in 10 games, starting six at tight end • Posted 16 receptions for 265 yards and two TDs • Made two catches at ECU • Tallied two catches for 123 yards, including an 80-yarder versus Virginia Tech • Added three catches for 48 yards and a TD at Virginia • Recorded two catches for 17 yards and a TD against Virginia Tech • Registered three receptions for 21 yards at Duke • Added single-catch games against Miami, Syracuse, Western Carolina and NC State.

2017 - Sophomore Season

Started the first four games of the year before suffering a season-ending injury against Duke • Had six catches for 100 yards • Caught three balls for a career-best 79 yards in the win at ODU • Had one catch for eight yards against Louisville • Grabbed two balls for 13 yards in the season opener against Cal.

2016 - Redshirt Freshman Season

Exciting young player who played in every game and had seven starts to his credit • Finished with nine catches for 130 yards and a TD on the season • On a perfectly executed play, he caught a slant pass from Mitch Trubisky and raced a season-long 54 yards for a TD at Duke • Had two catches for 10 yards in the 48-20 win over Georgia Tech • Made a 12-yard catch in a 35-14 win at Virginia • Hauled in a 15-yard reception in the win at No. 16 Miami • Made an 8-yard catch against Florida State • Had a 9-yard reception against JMU • Made his collegiate debut against No. 18 Georgia and had two catches for 22 yards, including a long of 12 • Both catches came on third down and gave the Tar Heels a fresh set of downs • Red-shirted in 2015 • Enrolled at UNC in January • Saw limited action during the spring while dealing with an arm injury.

Hough High School

Ranked the No. 22 athlete in the country and the No. 17 player in North Carolina by 247sports.com • Member of the ESPN 300 as the No. 270 player in the country • Ranked the No. 4 tight end in the country by ESPN.com and the No. 9 player in North Carolina • Considered the No. 61 wide receiver in the country and the No. 16 player in North Carolina by Rivals.com • Listed as the No. 1 tight end in North Carolina and the No. 16 tight end nationally by Scout.com • Played in the Semper Fidelis All-American Bowl • Helped lead Hough to a 10-4 record and the third round of the state playoffs as a senior • Had 23 catches for 316 yards and four TDs as a senior • Also had one kickoff return for 70 yards and one carry for 71 yards • High school head coach was Miles Aldridge.

Personal

The person who had the biggest impact on his life is former teammate Caleb Samuel • Son of Shaylan and Carl Tucker • Birthday is Feb. 6.

CARL TUCKER - CAREER STATISTICS

Year	Rec.	Yards	Avg.	TD	LP
2016	9	130	14.4	1	54
2017	6	100	16.7	0	34
2018	16	265	16.6	2	80
2019	5	54	10.8	1	16
Totals	36	549	15.3	4	80

Career Highs: 3 catches five times; 123 receiving yards vs. Virginia Tech (2018); 1 receiving TD four times

JORDAN TUCKER

OFFENSIVE LINEMAN
6-6 • 335 • SOPHOMORE
ROSWELL, GA. • ROSWELL



74

2019 - Sophomore Season

Started all 12 games at right tackle • Blocked for an offense that averaged 469.0 yards per game (14th NCAA), including 184.0 rushing yards per contest • Recorded 36 knockdowns • Graded out at 75 or higher in six games • Recorded four knockdowns in season opener against South Carolina • Added three knockdowns versus Miami • Graded out at 76 with one knockdown at Wake Forest • Posted four knockdowns and a grade of 75 versus Appalachian State • Tied for a team-leading five knockdowns against Clemson to grade out at season-high 82 • Tallied four knockdowns at Georgia Tech • Recorded four knockdowns at Virginia Tech • Posted a grade of 77 with two knockdowns against Virginia • Led the team in knockdowns, matching his season-high five, at Pitt to grade out at 79 • Had a grade of 81 with three knockdowns versus Mercer.



PLAYER PROFILES



2018 - Redshirt Freshman Season

Appeared in eight games, starting the final contest against NC State at left tackle • Blocked for an offense that averaged 442.1 yards per game (31st NCAA), including 193.0 rushing yards per contest • Helped an offensive line that allowed just 0.91 sacks per game (10 sacks/7th NCAA/2nd ACC) • Posted a grade of 77 with two knockdowns at Miami • Redshirted in 2017.

Roswell High School

Considered the No. 55 offensive tackle in the country by ESPN.com • Listed as the No. 6 offensive tackle in Georgia, No. 30 in the South and No. 99 nationally by Scout.com • Ranked 75th nationally among offensive tackles and the No. 75 player in Georgia by 247sports.com • Listed the No. 82 offensive tackle in the country and the No. 77 player in Georgia by Rivals.com • Has served as Roswell's starting left tackle since his junior season and the team posted a 28-2 record during that time • Both losses occurred in the championship game of the 7A state playoffs, the highest classification in Georgia • As a senior, he led an offensive line that paved the way for the team to rush for 3,046 yards and pass for 2,663 • Named to the Atlanta Journal Constitution All-Metro team and was honorable mention all-state as a senior • Coached by Matt Kemper.

Personal

Son of Lisa Tucker • Birthday is April 9.



WYATT TUNALL

OFFENSIVE LINEMAN
6-5 • 295 • FRESHMAN
CHESTER, S.C. • CHESTER



51

2019 - True Freshman Season

A valuable squad member who added depth along the offensive line.

Chester High School

Listed as the No. 21 player in South Carolina and a three-star prospect by ESPN • Ranked No. 31 player in South Carolina by 247Sports.com • Considered a three-star prospect by 247Sports • Represented South Carolina at the 2018 Shrine Bowl of the Carolinas • Finalist for South Carolina's Mr. Football award • Named All-USA South Carolina first team as a senior • Tabbed one of two Hawgs of the Year by the Rock Hill Herald • Tallied 61 knockdowns and graded out at 85 percent for the season • Helped lead Chester to a 15-0 record and a 3-A state championship • Coached by Victor Floyd.

Personal

Son of Vicky and Mike Tunall • Birthday is March 16.



LANCINE TURAY

DEFENSIVE LINEMAN
6-5 • 280 • REDSHIRT FRESHMAN
NEWARK, N.J. • IRVINGTON



58

2019 - Redshirt Freshman Season

Made collegiate debut against Mercer • Redshirted in 2018.

Irvington High School

Rated the No. 24 player in the state of New Jersey and the No. 90 defensive end by ESPN.com • Ranked No. 32 in New Jersey and No. 58 nationally at strongside defensive end by the 247Sports composite • Also ranked No. 32 in the state by Rivals • Ranked No. 23 in the NJ.com Top 50 • Led Irvington High School to an

unbeaten league record and a spot in the semifinals of the North Jersey, Section 2, Group 4 playoffs • Had 46 total tackles and nine sacks as a senior • Also played offensive tackle • Coached by Smoke Pierre at Irvington.

Personal

Son of Vakaba and Fatoumata Turay • Birthday is July 13.



NOAH TURNER

TIGHT END
6-3 • 255 • JUNIOR
MUNDELEIN, ILL. • CARMEL CATHOLIC



87

2019 - Junior Season

Appeared in all 12 games at tight end and on special teams • Made the first tackle of his collegiate career versus Virginia.

2018 - Sophomore Season

Appeared in 11 games, primarily on special teams.

2017 - Redshirt Freshman Season

Missed the season due to injury • Redshirted in 2016.

Carmel Catholic

Rated the No. 19 tight end in the country and the No. 22 player in the state of Illinois by ESPN • Also considered the No. 28 tight end and the No. 16 player in Illinois by Rivals • Ranked the No. 2 tight end in Illinois and the No. 25 tight end nationally by Scout • Caught 13 passes for 360 yards and five TDs as a junior at Carmel Catholic • PrepStar All-Midwest Region • Had his senior season cut short due to a foot injury • Coached by Andy Bitto.

Personal

Son of Tracy and Katie Turner • Birthday is April 27.



KRISTIAN VARNER

DEFENSIVE LINEMAN
6-4 • 274 • FRESHMAN
HIRAM, GA. • HIRAM



93

2019 - True Freshman Season

Appeared in the Mercer game as a defensive lineman.

Hiram High School

Listed as the No. 76 player in the state of Georgia by Rivals • Considered a three-star prospect according to ESPN, Rivals and 247Sports • Earned first-team all-region honors as a senior • Posted 44 tackles, four sacks, an INT and a forced fumble • Tallied 30 tackles, two sacks and 2.5 TFL as a junior • Coached by Pete Fominaya.

Personal

Son of Emma Bray and Keath Johnson • Birthday is June 12.



PLAYER PROFILES



RAYMOND VOHASEK

DEFENSIVE LINEMAN
6-3 • 280 • SOPHOMORE
MCHENRY, ILL. • MCHENRY/COLLEGE OF DUPAGE



GARRETT WALSTON

TIGHT END
6-5 • 245 • JUNIOR
WILMINGTON, N.C. • NEW HANOVER



2019 – Sophomore Season

Appeared in 11 games as a defensive lineman • Combined for 13 tackles, four TFLs and one sack • Opened the season with a tackle against South Carolina • Recorded four tackles and one TFL for two yards at Wake Forest • Added a tackle versus Appalachian State • Made one tackle against Virginia • Combined for five tackles, two TFLs and one sack versus Mercer • Capped the regular season with one TFL at NC State.

College of Dupage

Rated a three-star recruit and the No. 1 junior college player in the state of Illinois by the 247Sports Composite JUCO ratings • Also considered the No. 10 strong-side defensive end among junior college prospects • Posted 33 tackles, 8.5 sacks, 12 TFL and two forced fumbles during his lone season at Dupage in 2017 • Sat out the 2018 campaign while recovering from shoulder surgery • Has three years of eligibility remaining • Coached by Matt Foster.

McHenry High School

Led McHenry to the playoffs for the first time in nine years • Played six different positions, middle linebacker, defensive end, nose guard, offensive guard, fullback and tight end.

Personal

Son of Leonard and Mary Vohasek • Birthday is March 8.



RAYMOND VOHASEK - CAREER STATISTICS

Year	UA	A	Total	TFL	SACKS	QBH	PBU	FF	FR
2019	7	6	13	4.0-13	1.0-7	0	0	0	0
Totals	7	6	13	4.0-13	1.0-7	0	0	0	0

Career Highs: 5 tackles vs. Mercer (2019); 2 TFLs vs. Mercer (2019); 1 sack vs. Mercer (2019)

2019 - Junior Season

Had a career-best four receptions for 29 yards at Virginia Tech • Scored his first collegiate TD at Georgia Tech • Had two catches for 29 yards against the Yellow Jackets • Caught a 2-point conversion at Wake Forest.

2018 - Sophomore Season

Appeared in seven games and started at tight end against Pitt • Recorded a 19-yard reception against Pitt.

2017 - Redshirt Freshman Season

Appeared in four games • Enrolled in January 2016 and participated in spring practice • Redshirted in 2016.

New Hanover High School

Considered one of the top tight ends in the country • Ranked No. 17 by Scout.com and No. 19 by 247sports.com • Ranked the No. 19 player in North Carolina by 247sports.com • PrepStar All-Southeast Region • Senior captain who helped lead New Hanover to an 12-3 mark as a senior and a deep run in the state playoffs • New Hanover advanced to the semifinals of the 4A playoffs before falling to Greenville Rose • Recorded 61 receptions for 933 yards and nine TDs • Also had two rushing TDs and a passing TD • Member of North Carolina's Shrine Bowl team • Named the Wilmington Star-News All-Area offensive player of the year • Coached by Earl Smith.

Personal

Son of David and Louise Walston • Birthday is Jan. 20.



GARRETT WALSTON - CAREER STATISTICS

Year	Rec.	Yards	Avg.	TD	LP
2017	0	0	0.0	0	0
2018	1	19	19.0	0	19
2019	9	76	8.4	1	16
Totals	10	95	9.5	1	19

Career Highs: 4 receptions at Virginia Tech (2019); 29 receiving yards, twice, last at Virginia Tech (2019); 1 receiving TD at Georgia Tech (2019)

PLAYER PROFILES



BRYCE WATTS

DEFENSIVE BACK
6-0 • 168 • JUNIOR
TOMS RIVER, N.J. • TOMS RIVER NORTH/VIRGINIA TECH



2

2019 – Junior Season

Sitting out the 2019 season per NCAA transfer regulations.

2018 - Sophomore Season (at Virginia Tech)

Appeared in 12 games at defensive back and on special teams • Posted 24 tackles, and INT and six PBU • Tallied six stops in his first career start against Florida St. • Added six tackles and two PBU at Old Dominion • Recorded three PBU at Duke • Notched two tackles, his first career INT and a PBU against Marshall.

2017 - True Freshman Season (at Virginia Tech)

Appeared in all 13 games at defensive back and on special teams • Tallied five tackles and a PBU • Posted two tackles at ECU • Recorded single-tackle games against Georgia Tech, Duke and Old Dominion • Also broke up a pass vs. ODU.

Toms River North High School

A three-year letterman who was listed as the top cornerback in the state of New Jersey and the fifth-best cornerback in the east region by Scout.com • Named All-Group 5 first team by NJ.com as a senior • A second-team all-state selection by NJ12 Varsity • Posted 75 tackles, five TFL, two INTs, 19 PBU and seven fumble recoveries • Added 412 rushing yards, 1,336 receiving yards and 17 TDs on offense • Coached by Dave Oizerowitz.

Personal

Son of Melanie Hester and Christopher Watts • His mother, Melanie, ran track at Rutgers • Birthday is May 26.



RYAN WILKOFF

WIDE RECEIVER
5-11 • 170 • FRESHMAN
CHARLOTTE, N.C. • PROVIDENCE



23

2019 - True Freshman Season

Joined the team as a walk-on for the 2019 season.

Village Christian Academy

Played wide receiver and defensive back • Also ran track, specialized in 100m, 200m, 4x200m.

Personal

Son of Evan and Kim Wilkoff • Spent a semester studying abroad at Carolina in Sydney, Australia • Member of Pi Kappa Alpha Fraternity • Birthday is August 20.



ANTONIO WILLIAMS

RUNNING BACK
5-11 • 215 • SENIOR
NEW LONDON, N.C. • NORTH STANLY/OHIO STATE



24

2019 - Senior Season

Appeared in 11 games at running back and on special teams • Combined for 306 rushing yards and one rushing TD on 43 attempts • Had two kick returns for 32 total yards • Ran for 65 yards and scored first rushing TD of the season against Mercer • Posted third career 100-yard game with 107 yards against Pitt • Had career long 59 yard run at Pitt • Ran for 50 yards on five carries against Duke • Had four carries for 24 yards at Virginia Tech • Ran for 53 yards on four carries against South Carolina • 51 of those yards came on three carries on a critical fourth-quarter drive that resulted in UNC's first TD of the game.

2018 - Junior Season

Appeared in 10 games, starting seven, at running back • Tallied 504 rushing yards and five TDs on 91 carries for a 5.5 per rush average • Added 16 receptions for 131 yards • Opened the season with 47 yards and a TD at Cal • Rushed for 96 yards on just six carries, including a 48-yarder, at ECU • Posted 114 yards and two TDs on 16 carries versus Pitt • Had 24 rushing yards and 18 receiving yards at Miami • Added 27 rushing yards and 21 yards receiving against Virginia Tech • Recorded 116 yards rushing and a TD on 15 carries and 38 receiving yards on six catches at Syracuse • Earned ACC Running Back of the Week honors for his performance against the Orange • Registered 21 rushing yards and 51 receiving yards, including a 43-yarder, at Virginia • Added 33 rushing yards and a TD versus Georgia Tech • Posted 26 rushing yards at Duke.





PLAYER PROFILES

At Ohio State

Appeared in 13 games for the Buckeyes, including 12 as a sophomore in 2017 • Rushed 63 times for 318 yards during his time in Columbus, scoring three touchdowns and averaging 5.0 yards per carry • Also caught five passes for 25 yards as a sophomore.

North Stanly High School

Ranked as the No. 7 running back in the '16 class and the No. 169 overall player by 247Sports • Consensus 4-star prospect after rushing for 7,999 yards at North Stanly • Averaged 178.8 yards per game for his career with 81 touchdowns scored • Had three consecutive 2,000-yard seasons - 2,150 as a senior, 2,267 as a junior and 2,170 as a sophomore • Coached by Scott Crisco.

Personal

Son of Renea Gardner and Keith Williams • Birthday is Oct. 22.


ANTONIO WILLIAMS - CAREER STATISTICS										
Year	Rushing					Receiving				
	No.	Yards	Avg.	TD	LP	No.	Yards	Avg.	TD	LP
2016	6	28	4.7	0	-	0	0	-	0	-
2017	57	290	5.1	3	18	5	25	5.0	0	6
2018	91	504	5.5	5	56	16	131	8.2	0	43
2019	43	306	7.1	1	59	2	4	2.0	0	7
Totals	197	1128	5.7	9	59	23	160	7.0	0	43

Career Highs: 19 carries vs. Illinois (2017); 116 rushing yards at Syracuse (2018); 2 rushing TDs vs. Pitt (2018) & at Indiana (2017); 6 receptions at Syracuse (2018); 51 receiving yards at Virginia (2018)



JAVONTE WILLIAMS

RUNNING BACK
5-10 • 215 • SOPHOMORE
WALLACE, N.C. • WALLACE-ROSE HILL



2019 – Sophomore Season

Appeared in all 12 games, starting against Appalachian State, at running back • Rushed for 848 total yards and five rushing TDs on 152 attempts • Caught 14 passes for 152 yards and one receiving TD • Ranks 7th in the ACC with 70.7 yards rushing per game • Has three games with 100+ rushing yards • Scored three TDs (2 rush, 1 receiving) and 100 all-purpose yards (58 rush, 42 receiving) at NC State • Rushed for 98 yards on 16 carries against Virginia • Had 111 yards on the ground against Duke • Rushed for a career-high 144 yards and had a TD in the 38-22 win at Georgia Tech • Had 49 yards and a TD against No. 1 Clemson • Led Carolina in rushing with 94 yards against App State • Had 76 yards on just 10 carries (7.6 per carry) against Miami • Ran for 102 yards on 18 carries (5.7 per rush) against South Carolina.

2018 - True Freshman Season

Appeared in all 11 games at running back and on special teams • Tallied 224 yards rushing and five TDs on 43 carries for a 5.2 yards per rush average • Added eight catches for 58 yards and six tackles on special teams • Came on late in the season and posted 93 rushing yards and three TDs and two catches for 38 yards versus Western Carolina • Posted 83 yards and a score against NC State.

JAVONTE WILLIAMS - CAREER STATISTICS										
Year	Rushing					Receiving				
	No.	Yards	Avg.	TD	LP	No.	Yards	Avg.	TD	LP
2018	43	224	5.2	5	22	8	58	7.2	0	35
2019	152	848	5.6	5	40	14	152	10.9	1	26
Totals	195	1072	5.5	10	40	22	210	9.5	1	35

Career Highs: 22 carries vs. Duke (2019); 144 rushing yards at Georgia Tech (2019); 3 rushing TDs vs. Western Carolina (2018); 3 receptions, three times, last at NC State (2019); 42 receiving yards at NC State (2019); 1 receiving TD at NC State (2019)

Wallace-Rose Hill High School

Rated the No. 93 player in the state of North Carolina by 247Sports • Led Wallace-Rose Hill to its fourth-straight state title as a senior, scoring a 73-yard touchdown on the first play of the game, which was held at Kenan Stadium • Earned MVP honors after finishing the game with 207 yards and two touchdowns • Finished his senior year with 2,271 rushing yards and 27 touchdowns • Also caught 13 passes for 363 yards and five scores • Earned an invite to the 2017 Shrine Bowl of the Carolinas • Named to the NCPreps.com all-state team • Also won a track and field state title in the 4x100-meter relay in 2016 • Coached by Kevin Motsinger.

Personal

Son of Jermaine and Shekemia Williams • Birthday is April 25.





MYLES WOLFOLK

DEFENSIVE BACK

6-0 • 205 • JUNIOR

LARGO, MD. • HENRY A. WISE



11



2019 - Junior Season

Saw action in five games, starting the first four, at strong safety before battling injury for the remainder of the season • Made 25 tackles, one TFL and three interceptions • Opened the season with six tackles and two interceptions for 33 return yards against South Carolina • Made eight tackles versus Miami • Record seven tackles with one for loss at Wake Forest • Added three tackles and an interception against Appalachian State • Assisted on a tackle against Virginia after missing four games due to injury • Suffered season-ending injury during the Virginia game.

2018 - Sophomore Season

Appeared in four games, starting three, at linebacker before missing the remainder of the season due to injury • Tallied 23 tackles and a TFL • Opened the season with a tackle at Cal • Recorded 11 stops and a TFL at ECU • Added six tackles versus Pitt • Made five tackles at Miami.

2017 - Redshirt Freshman Season

Appeared in 10 games and made four starts • Finished the season with 32 total tackles and 1.0 for loss • Tied for the team lead with two interceptions • Also had a pair of pass breakups, one forced fumble and one QB hurry • Started at NC State and had a career-high eight tackles with one interception and one forced fumble • Had a tackle and a QB hurry in the win over WCU • Finished with a pair of solo stops in the win at Pitt • Had three tackles against Miami • Started and had a pair of tackles and a TFL at Virginia Tech • Finished with four solo tackles and a pass breakup against Duke • Picked off a pass in his first career defensive series against Old Dominion, his UNC debut • Enrolled at UNC in January 2016 and participated in spring practice • Redshirted in 2016.

Henry A. Wise High School

Considered the No. 9 cornerback in the East by Scout.com • Rated the No. 14 player in Maryland and the No. 41 cornerback nationally by Rivals.com • Helped lead Wise to an undefeated 14-0 season and a victory in the MAA Class 4A Championship • Played both wide receiver and defensive back • Led Wise with eight interceptions • Also broke up six passes and made 32 tackles • Caught 44 passes for 767 yards and 15 touchdowns • Named the Rivals Defensive Back of the Year in Maryland • PrepStar All-Atlantic Region • First-team All-Metro and first-team all-state at defensive back • Coached by DaLawn Parrish.

Personal

Son of Charlotte and Kevin Wolfolk • The person who had the biggest impact on his life is Wesley Wolfolk, his brother • Birthday is June 20.


MYLES WOLFOLK - CAREER STATISTICS

Year	UA	A	Total	TFL	SACKS	INT	PBU	QBH	FF
2017	24	8	32	1.0-2	0-0	2-17	2	1	1
2018	18	5	23	1.0-4	0-0	0	0	0	0
2019	16	9	25	1.0-1	0-0	3-35	3	0	0
Totals	58	22	80	3.0-7	0-0	5-52	5	1	1

Career Highs: 11 tackles at ECU (2018); 2 interceptions vs. South Carolina (2019)



HEAD COACH MACK BROWN



MACK BROWN



HEAD COACH
11TH YEAR AT UNC
(1988-97, 2019-)



Mack Brown, whose charismatic style and disciplined approach propelled the University of North Carolina to the Top Five and the University of Texas to the 2005 BCS National Championship, began his second stint as head coach in Chapel Hill on Nov. 27, 2018, with the goal of leading another Carolina resurgence.

A 42-year veteran of collegiate coaching, Brown has served as a head coach for 31 seasons with stops at Texas (1998-2013), North Carolina (1988-97, 2019), Tulane (1985-87), and Appalachian State (1983). Over his 31 seasons, Brown has posted a record of 250-128-1 (.661). Those 250 career victories rank ninth on the FBS all-time list and are the most among active coaches. The 2005 Paul W. "Bear" Bryant National Coach of the Year and the 2008 Bobby Dodd National Coach of the Year, Brown is one of a handful of coaches in college football history to lead two separate programs to Top-Five national finishes.

In his first season back at the helm at North Carolina in 2019, Brown led the Tar Heels to a 6-6 record and the Military Bowl. The six wins are one more than UNC had won in its previous two seasons combined (5) and the Heels qualified for a bowl game for the first time since 2016. Carolina played close games seemingly all season. Its nine games decided by seven points or less were the most since 1936. The Tar Heels' six losses came by a total of just 26 points and the combined records of those teams was 57-18.

At the completion of his Texas tenure in 2013, Brown was one of just four active coaches to reach the 200-victory plateau. He was also one of only two coaches nationally to lead his teams to 21 bowls in 22 seasons, and the only one to have 23 winning seasons in the previous 24 years. His 225 wins from 1990 to 2013, which combined the last eight years of his first stint at UNC and his entire Texas tenure, were the most of any coach in the country.

As a result, Brown was inducted into the National Football Foundation College Football Hall of Fame in December 2018. He is the eighth Tar Heel to be inducted into the College Football Hall of Fame and the third coach. In addition to the College Football Hall of Fame, Brown is also a member of the Texas Sports Hall of Fame, the Longhorn Hall of Honor, the Tennessee Sports Hall of Fame, the Rose Bowl Hall of Fame and the Holiday Bowl Hall of Fame.

Brown has also succeeded in preparing his student-athletes for the next level. In the 30 NFL Drafts during Brown's time as a head coach, the NFL has picked 108 of his student-athletes, and at least one was selected in 28 straight drafts. He had 20 players selected in the first round of the draft from 1998 to 2013, and three members of his 1997 Carolina squad were picked in the first round of the 1998 NFL Draft, which tied for the most of any collegiate program.

With all of the success on the field, the primary emphasis has remained the same with Brown's squads -- maintaining a high level of achievement in the classroom and in the community. Eighty percent of his players at North Carolina received their degrees and he increased the pace at Texas, while more than a third of his players at UT regularly earned 3.0 grade point averages and achieved spots on the Big 12 Commissioner's and Athletics Director's Honor Rolls.

Prior to returning to Carolina, Brown served as both a college football studio analyst and color analyst for ESPN.

Brown's first stint as head coach of the Tar Heels came from 1988-97. He led Carolina to a record of 69-46-1 (.599), which included three 10-win seasons, six consecutive bowl games, a Top-Five finish, two Top-10 finishes and four Top-20 finishes.

At UNC, Brown recruited and coached several of the finest players in school history. From his 1997 squad alone, DE Greg Ellis (No. 8, Dallas Cowboys), LB Brian Simmons (No. 17, Cincinnati Bengals) and DT Vonnie Holliday (No. 19, Green Bay Packers) were selected among the first 19 picks in the 1998 NFL Draft.

Along with that trio of first-rounders, Brown also helped develop several other Tar Heel standouts. CB Dré Bly, who is currently Carolina's DBs coach, was a three-time All-American who recorded an ACC-record 20 interceptions during his career and played 11 seasons in the NFL. Corey Holliday, who currently serves as UNC's Associate A.D. for Football Administration, finished his career as the leading receiver in Carolina history, was a CFA/Hitachi Scholar-Athlete, and is a former member of the Pittsburgh Steelers. Dwight Hollier, who currently serves as UNC's Senior Associate A.D. for Student-Athlete Health, Well-Being & Program Outreach, made more than 500 tackles during his Carolina career and also played in the NFL. RB Natrone Means, who rushed for more than 1,000 yards in his final two seasons at UNC, went on to lead the San Diego Chargers to Super Bowl XXIX and the Jacksonville Jaguars to the 1996 AFC title game.



QBs Jason Stanicек and Mike Thomas combined to rewrite Carolina's passing and total offense records. DT Marcus Jones, a consensus first-team All-American, earned ACC Defensive Player of the Year honors in 1995. CB Thomas Smith came to UNC in 1989 as a walk-on from a small high school in North Carolina and departed as a first-round pick of the AFC Champion Buffalo Bills. RB Leon Johnson, one of the premier all-purpose offensive threats in ACC history, played eight seasons in the NFL. TE Freddie Jones, a second-round draft choice of the San Diego Chargers in 1997, was one of the NFL's top pass-catching tight ends and played eight seasons in the NFL.

During his 10 seasons at Carolina, the Tar Heels featured a Lombardi Award finalist, a two-time Thorpe Award finalist, a Butkus Award finalist and semi-finalist, 16 All-Americans, 34 first-team All-ACC selections, an ACC Defensive Player of the Year and an ACC Rookie of the Year. Brown also helped his players with professional aspirations as 38 of his Tar Heels heard their names called in the NFL Draft, including 16 in the first three rounds. In addition to the three first-rounders in 1998, Marcus Jones (Tampa Bay Buccaneers '96) and Thomas Smith (Buffalo Bills '93) were first-round selections; Freddie Jones (San Diego Chargers '97), Rick Terry (New York Jets '97), Bucky Brooks (Buffalo Bills '94) and Natrone Means (San Diego Chargers '93) were second-round picks; and James Hamilton (Jacksonville Jaguars '97), William Henderson (Green Bay Packers '95), Jimmy Hitchcock (New England Patriots '95), Rondell Jones (Denver Broncos '93), Brian Bollinger (San Francisco 49ers '92), Kevin Donnalley (Houston Texans '91) and Darrell Hamilton (Denver Broncos '89) were chosen in the third round.

In 1988, Brown took over a North Carolina program that had suffered two losing seasons in its previous three years and three non-winning seasons in its previous four years. While rebuilding the foundation, Brown's Carolina squads posted back-to-back 1-10 seasons in 1988 and '89. In 1990, Carolina was 6-4-1 and UNC began a run of eight consecutive winning seasons and six straight bowl game appearances. Carolina's 54-18 (.750) record during his last six years ranked as the ninth-best nationally during that period.

The first campaign in that six-year run was the 1992 season that saw Carolina go 9-3, finish No. 19/18 in the polls and beat Mississippi St. in the Peach Bowl, its first bowl victory in 10 seasons. The Tar Heels posted victories over three ranked teams and closed the year winning five of its last six games. Means earned third-team All-America honors, racking up 1,195 yards and 13 TDs behind third-team All-America center Randall Parsons. Means, Parsons



HEAD COACH MACK BROWN



THE BROWN FILE

Born: August 27, 1951
Hometown: Cookeville, Tenn.
Wife: Sally
Children: sons, Matt and Chris, and daughters, Katherine and Barbara
Grandchildren: Tyler, Mack, Bailey, Caroline, Janie and Truett
Education: Florida State, '1974

and punter Mike Thomas earned first-team All-ACC honors, while current co-defensive coordinator/linebackers coach Tommy Thigpen, DE Rondell Jones, OT Curtis Parker, and DB Bracey Walker claimed second-team honors.

The Tar Heels followed up the late run in 1992 with the first 10-win season of Brown's tenure in '93. Carolina earned a berth in the Gator Bowl and finished the year 10-3 and ranked No. 19/21 in the polls. Walker earned first-team All-America recognition for his play in the secondary, and the Heels had 14 All-ACC selections, the most for any Carolina team up to that point since the advent of All-ACC teams in 1953. In addition, Johnson was named league Rookie of the Year after posting 1,012 yards rushing and 14 TDs.

After going 8-4 in 1994 and 7-5 in '95, Brown revamped both sides of the ball and it led to the two most impressive seasons of his 10-year run. He compiled a 20-3 (.870) mark over the '96 and '97 seasons and posted two top-10 finishes.

Brown's '96 squad went 10-2, beat No. 25 West Virginia in the Gator Bowl, and finished the season ranked 10th in both polls. The Carolina defense led the nation in points allowed, was second in total defense, and third against both the run and pass. Offensively, the Tar Heels established school records for passing touchdowns, produced an all-conference quarterback for the first time in 22 years, had a record four receivers with 30 or more catches, and Johnson posted over 900 yards and scored 10 TDs. Brown was named the ACC Coach of the Year and was a finalist for the Bear Bryant National Coach of the Year Award.

UNC finished tied for second in the ACC and won on the road at both Syracuse and Houston. The Orangemen were ranked No. 9 in the country at the time and finished the year in a tie for the Big East Championship. Carolina held the Liberty Bowl-bound Cougars to more than 200 yards below their season average and passed for a school-record-tying five TDs. The Tar Heels held Florida State to its lowest point total in four years and lowest yardage mark in 10 years in a tightly contested battle against the nation's then No. 1-ranked team in Tallahassee.

Johnson set the ACC career record for all-purpose yards and Carolina marks for TDs and overall scoring. QB Chris Keldorf set numerous UNC passing marks and threw the fifth-most touchdown passes in ACC single-season history. Bly led the nation and set the ACC single-season record for INTs en route to first-team All-America and Thorpe Award Trophy (nation's top defensive back) finalist honors. Ellis was named a second-team All-American, while Simmons was a semifinalist for the Butkus Award and a second-team All-American. TE Freddie Jones earned third-team All-America honors that year.

In 1997, Carolina posted a No. 4 final ranking in the USA Today/ESPN poll and a No. 6 ranking by the AP. Brown led Carolina to a 10-1 regular-season record, a second-

place finish in the ACC, and a berth in the Gator Bowl, a game the Heels won under Carl Torbush.

Carolina started the year reeling off eight consecutive wins and soaring to No. 5 in the nation. UNC averaged almost 30 points per game, while holding opponents to just over 12 heading into a showdown with No. 3 Florida St. The Heels weren't able to break through against the Seminoles, but they rebounded to beat Clemson and Duke and secure the third 10-win season of Brown's tenure.

The defense was nearly impenetrable in '97, allowing just 13 points (No. 5 NCAA) and 209.3 yards per game (No. 2 NCAA). The unit produced three first-team All-Americans in Bly, Ellis and Simmons, along with LB Kivuusama Mays, who earned third-team honors. Bly was a finalist for both the Nagurski Award (nation's top defensive player) and the Thorpe Award, and Ellis was tabbed a finalist for the Lombardi Award (outstanding college lineman). Both Mays and Simmons were recognized by the Butkus Award (nation's top linebacker) with Mays being a finalist and Simmons a semifinalist. In total, Carolina notched 10 All-ACC honors, seven on defense and three on offense.

Following the '97 regular season, Brown was hired to be the head coach of the Texas Longhorns on Dec. 4, 1997, and spent the next 16 seasons in Austin (1998-2013). With a mark at Texas of 158-48 (.767), the 2008 Bobby Dodd National Coach of the Year and the 2009 Big 12 Coach of the Year elevated the Longhorns program to new heights. During his tenure, the Longhorns won the 2005 BCS National Championship and two conference titles, while winning or

MACK BROWN YEAR-BY-YEAR COACHING RECORD

Year	School	Record	Postseason
2019	North Carolina	6-6	Military Bowl
2013	Texas	8-5	Valero Alamo Bowl
2012	Texas	9-4	Valero Alamo Bowl
2011	Texas	8-5	Holiday Bowl
2010	Texas	5-7	--
2009	Texas (AP: 2, USA Today: 2)	13-1	BCS National Championship
2008	Texas (AP: 4, USA Today: 3)	12-1	Fiesta Bowl
2007	Texas (AP: 10, USA Today: 10)	10-3	Holiday Bowl
2006	Texas (AP: 13, USA Today: 13)	10-3	Alamo Bowl
2005	Texas (AP: 1, USA Today/ESPN: 1)	13-0	Rose Bowl (BCS National Champions)
2004	Texas (AP: 5, USA Today/ESPN: 6)	11-1	Rose Bowl
2003	Texas (AP: 12, USA Today/ESPN: 11)	10-3	Holiday Bowl
2002	Texas (AP: 6, USA Today/ESPN: 7)	11-2	Cotton Bowl
2001	Texas (AP: 5, USA Today/ESPN: 5)	11-2	Holiday Bowl
2000	Texas (AP: 12, USA Today/ESPN: 12)	9-3	Holiday Bowl
1999	Texas (AP: 21, USA Today/ESPN: 23)	9-5	Cotton Bowl
1998	Texas (AP: 15, USA Today/ESPN: 16)	9-3	Cotton Bowl
1997	North Carolina (AP: 6, USA Today/ESPN 4)	10-1	Gator Bowl
1996	North Carolina (AP: 10, USA Today/CNN 10)	10-2	Gator Bowl
1995	North Carolina	7-5	Carquest Bowl
1994	North Carolina	8-4	Sun Bowl
1993	North Carolina (AP: 19, USA Today/CNN 21)	10-3	Gator Bowl
1992	North Carolina (AP: 19, USA Today/CNN 18)	9-3	Peach Bowl
1991	North Carolina	7-4	--
1990	North Carolina	6-4-1	--
1989	North Carolina	1-10	--
1988	North Carolina	1-10	--
1987	Tulane	6-6	Independence Bowl
1986	Tulane	4-7	--
1985	Tulane	1-10	--
1984	Oklahoma (OC)	--	--
1983	Appalachian St.	6-5	--
1982	LSU (QBs)	--	--
1981	Iowa St. (OC)	--	--
1980	Iowa St. (OC)	--	--
1979	Iowa St. (WRs)	--	--
1978	Memphis St. (WRs)	--	--
1977	Southern Miss (WRs)	--	--
1976	Southern Miss (WRs)	--	--
1975	Southern Miss (WRs)	--	--
1974	Florida St. (Student: WRs)	--	--
1973	Florida St. (Student: WRs)	--	--
Total:	42 years (31 as HC)	250-128-1	23 Bowl Games (14-8)



HEAD COACH MACK BROWN

TROPHY TIME

Brown's winners, finalists and semifinalists

Heisman Trophy

RB Ricky Williams	1998	Winner
QB Colt McCoy	2008	Runner-up
QB Vince Young	2005	Runner-up
QB Colt McCoy	2009	Third place

Maxwell Award

QB Colt McCoy	2009	Winner
QB Vince Young	2005	Winner
RB Ricky Williams	1998	Winner
QB Colt McCoy	2008	Finalist

Walter Camp Player of the Year

QB Colt McCoy	2009	Winner
QB Colt McCoy	2008	Winner
RB Ricky Williams	1998	Winner

Associated Press Player of the Year

RB Ricky Williams	1998	Winner
-------------------	------	--------

Cingular/ABC Sports Player of the Year

QB Colt McCoy	2009	Winner
QB Vince Young	2005	Winner
RB Cedric Benson	2004	Winner

Sporting News Player of the Year

QB Colt McCoy	2008	Co-Winner
RB Ricky Williams	1998	Winner

Chevrolet Offensive Player of the Year

QB Colt McCoy	2008	Winner
RB Ricky Williams	1998	Winner

Nagurski Trophy

DE Brian Orakpo	2008	Winner
LB Derrick Johnson	2004	Winner

Biletnikoff Award

WR Jordan Shipley	2009	Finalist
WR Quan Cosby	2008	Semifinalist
WR Roy Williams	2002, '03	Semifinalist
WR Kwame Cavil	1999	Semifinalist

Butkus Award

LB Derrick Johnson	2004	Winner
LB Sergio Kindle	2009	Finalist
LB Derrick Johnson	2003	Finalist
LB Kivuusama Mays	1997	Finalist
LB Keenan Robinson	2011	Semifinalist
LB Keenan Robinson	2010	Semifinalist
LB Derrick Johnson	2002	Semifinalist
LB D.D. Lewis	2001	Semifinalist
LB Brian Simmons	1996	Semifinalist

Draddy Trophy/Campbell Trophy

DE Sam Acho	2010	Winner
C Dallas Griffin	2007	Winner
QB Colt McCoy	2009	Finalist
LB Emmanuel Acho	2011	Semifinalist

Lou Groza Award

PK Hunter Lawrence	2009	Semifinalist
PK Kris Stockton	2000	Semifinalist

Hendricks Award

DE Brian Orakpo	2008	Winner
DE Sergio Kindle	2009	Finalist
DE Tim Crowder	2006	Finalist
DE Cory Redding	2002	Finalist

Lombardi Award

DE Brian Orakpo	2008	Winner
OL Justin Blalock	2006	Finalist
DT Rodrigue Wright	2005	Finalist
LB Derrick Johnson	2004	Finalist
DE Cory Redding	2002	Finalist
DE Greg Ellis	1997	Finalist
DE Sam Acho	2010	Semifinalist
OT Leonard Davis	2000	Semifinalist
DT Casey Hampton	2000	Semifinalist

Lott Trophy

LB Emmanuel Acho	2011	Finalist
DE Sam Acho	2010	Finalist
DE Brian Orakpo	2008	Finalist
LB Derrick Johnson	2004	Finalist
DE Sam Acho	2009	Semifinalist

Manning Award

QB Colt McCoy	2009	Winner
QB Vince Young	2005	Winner
QB Colt McCoy	2008	Finalist

Davey O'Brien Award

QB Colt McCoy	2009	Winner
QB Vince Young	2005	Winner
QB Colt McCoy	2008	Finalist
QB Colt McCoy	2006	Semifinalist
QB Chris Simms	2001, '02	Semifinalist
QB Major Applewhite	1999	Semifinalist

Johnny Untias Golden Arm Award

QB Colt McCoy	2009	Winner
---------------	------	--------

Outland Trophy

OL Justin Blalock	2006	Finalist
LB Derrick Johnson	2004	Finalist
OT Leonard Davis	2000	Finalist
OL Derrick Dockery	2002	Semifinalist
DT Casey Hampton	2000	Semifinalist

Thorpe Award

CB Aaron Ross	2006	Winner
S Michael Huff	2005	Winner
S Earl Thomas	2009	Finalist
CB Quentin Jammer	2001	Finalist
CB Dré Bly	1996, '97	Finalist
CB Nathan Vasher	2003	Semifinalist
CB Rod Babers	2002	Semifinalist

Doak Walker Award

RB Cedric Benson	2004	Winner
RB Ricky Williams	1998	Winner
RB Jamaal Charles	2007	Semifinalist
RB Hodges Mitchell	1999	Semifinalist

Rimington Trophy

C Chris Hall	2009	Finalist
--------------	------	----------

Wuerffel Trophy

DE Sam Acho	2010	Winner
-------------	------	--------

Disney Spirit Award

DS Nate Boyer	2012	Winner
---------------	------	--------

FWAA Armed Forces Merit Award

DS Nate Boyer	2012	Winner
---------------	------	--------

Under Brown, Texas won nine of its last 12 bowl games and had a 10-5 record overall, including a UT record streak of 12 consecutive bowl appearances. In the 16 years prior to Brown's arrival, Texas went to nine bowls and was 2-7. The 10 bowl wins are the most in Texas history, eclipsing Darrell Royal's eight. In addition, the streak included a BCS National Championship, another BCS National Championship Game appearance and three BCS Bowl wins.

During Brown's tenure in Austin, the Horns finished the year ranked in the Top 15 for 10 straight seasons from 2000-09. They also had seven Top-10 finishes and five Top-Five rankings. Prior to Brown's arrival, the last time Texas had finished the year in the Top 10 was 1983. In addition, from 1998-2013, Texas led the nation in all-time appearances in the BCS rankings with 104, ahead of both Oklahoma (100) and Florida (92).

Brown's 12 consecutive seasons of at least nine wins were a UT first, as were his three back-to-back 11-win campaigns (2001-02, 2004-05, 2008-09), nine 10-victory seasons in a row, and three 12-win seasons (2005, '08, '09). UT produced a streak of Top 25 finishes for 12 years in a row, a first since the Horns earned eight final Top 25 rankings in a row from 1968-75. The Longhorns also created a streak of 10 straight Top-13 finishes, which is a UT record. The Horns claimed or shared the Big 12 South Division title six times over a 12-year period (1998-2009), including four conference championship game berths and two Big 12 titles.

During his 16 seasons, the Longhorns featured a Heisman Trophy winner, two runners-up and a third-place finisher, three Maxwell Award winners, three WCFF Player of the Year Award winners, two Doak Walker Award winners, two Thorpe Award winners, two Nagurski Trophy winners, two O'Brien Award winners, two Hendricks Award winners, a Butkus Award winner, a Lombardi Award winner, two Manning Award winners, two Draddy/Campbell Trophy winners, a Wuerffel Trophy winner, a Disney Spirit Award winner, a FWAA Armed Forces Merit Award winner, 54 All-Americans, 73 first-team All-Big 12 selections, five Big 12 Offensive Players of the Year, six Big 12 Defensive Players of the Year and 12 Big 12 Freshman of the Year honorees.

Defensively, Brown transformed a unit that ranked 85th nationally in total defense in 1997 into a group that led the nation in total defense and led the Big 12 in rushing, passing and scoring defense in 2001. That came on the heels of a pair of seasons that saw UT rank sixth nationally in total defense in 1999 and seventh in 2000. The 2008 defense also led the Big 12 in total defense, scoring defense and rushing defense (third NCAA), while the 2009 unit led the nation in rushing defense and was third in total defense. In 2011, Texas again led the Big 12 in almost every major statistical category, including total defense (11th NCAA), rushing defense (sixth NCAA), pass efficiency defense (10th NCAA) and pass defense, while finishing second in scoring defense by just .15 points per game.

During his tenure, Texas led the Big 12 in scoring defense three times, in total defense seven times, including four of his final six years, and rushing defense seven times, including five of his last eight seasons. The aggressive defensive style of the Brown era saw the Horns significantly increase their production in sacks, tackles for loss and turnovers forced, leading the Big 12 in each of those categories in 2012. In 2008, Texas led the nation in sacks and then tied for second in 2009, a year it also led the nation in turnovers gained and interceptions.

On offense, the Longhorns set 138 school records and featured the school's only 3,000-yard passers, 2,000-yard rusher, 1,000-yard receivers and 1,000-yard passer/rusher in a season. In 2008, Quan Cosby and Jordan Shipley combined to become the first duo in school history and just the 11th in NCAA history to each have 85-plus catches and 1,000-plus receiving yards in the same season. UT became just the second team in NCAA Division I-A history to boast a

2,000-yard rusher and passer as well as a 1,000-yard receiver in 1998. Brown became just the third head coach in NCAA Division I-A history to lead a player to a 3,000-yard passing season, a 2,000-yard rushing season and a 1,000-yard receiving season.

Texas also re-established its home field advantage and, as a result, domi-

sharing Big 12 South Division titles six times. Brown's 158 wins at Texas were the fourth-most in the nation from 1998-2013.

Brown took over a UT program that managed at least 10 wins just three times in the 16 years prior to his arrival in 1998, but did so nine times in his 16 seasons, including a streak of nine consecutive that is the third-longest in NCAA history. Brown also led the Longhorns to six seasons of at least 11 wins.



HEAD COACH MACK BROWN



nance under Brown. In his 16 seasons, the Longhorns increased their season ticket sales by nearly 45,000, up to a school-best 84,071 in 2010, set school attendance records while playing in front of sellout crowds in 74 of his final 84 home games, and attracted the top 33 crowds in UT history. With a full house on hand, UT went 80-17 in games at Darrell K Royal-Texas Memorial Stadium, including a 46-12 mark in Big 12 home games, from 1998 to 2013. At one point, UT had a streak of 21 consecutive victories (third-longest in UT history) and the longest for UT since it won 42 straight from 1968-76 (No. 6



in NCAA history). The Longhorns also set the marks for the Big 12's longest intraconference winning streak (21 games) and the longest intraconference road winning streak (13).

Texas lost only 15 road games in Brown's 16-year tenure with two of them coming in his first three games at UT. The Longhorns won 54 of their last 64 true road games. The Horns set a UT-record streak with 17 consecutive road wins before falling to Kansas State in 2006. UT also won 12 consecutive road games from 2000-02. Texas was 58-15 (.795) overall on the road and 48-8 (.857) versus unranked road foes during the Brown era. In fact, UT had a school-record 13-game nonconference road winning streak snapped in 2013 (at BYU). The previous mark of seven was set from 1956-63. Texas won 41 of its last 50 Big 12 Conference road games, including a league-record 13 consecutive conference road wins from 2002-06. The Horns were 45-11 (.804) in league road contests under Brown.

Brown's on-the-field success had an impact on student-athlete's future opportunities as well. From 2001-13, two of his Longhorns were selected in the first round in six of the 13 NFL Drafts. When OT Mike Williams (Buffalo Bills) and CB Quentin Jammer (San Diego Chargers) were selected fourth and fifth, respectively, in 2002, it marked the first time in UT history that two Longhorns were chosen among the first five overall picks. Brown's Longhorns featured a pair of first-round picks in 2004 when Roy Williams (seventh pick) was taken by the Detroit Lions and Marcus Tubbs was selected by the Seattle Seahawks (23rd pick). The 2005 NFL Draft had Longhorns Cedric Benson (fourth pick)

and Derrick Johnson (15th pick) in the first round. In the 2006 NFL Draft, Vince Young (third pick) and Michael Huff (seventh pick) were both first-round choices, and in 2007, Michael Griffin (19th pick) and Aaron Ross (20th pick) were selected in the opening round.

UT had four players selected in the first two rounds of the 2007 Draft with Justin Blalock and Tim Crowder chosen in the second round following Griffin and Ross. That marked the most Longhorns chosen in the first two rounds since 1982. Over his 16 years at UT, Brown had 71 players selected in the draft with 55 (77.5%) of those coming in the first four rounds.

A focus on academics also helped UT student-athletes produce all-time highs in the classroom over his final eight years. The Longhorns led the Big 12 in academic all-conference selections in five of his last eight seasons. From 2006-13, UT totaled 159 Academic All-Big 12 selections.

In 2010, DE Sam Acho became Texas' second winner of the Campbell Trophy, which has been likened to an "Academic Heisman." Acho also became the seventh Longhorn to be named two-time first-team Academic All-America. Texas registered two first-team Academic All-America honorees in Acho and OT Adam Ulatoski in 2009, after having also done so in 2007 with C Dallas Griffin and DT Derek Lokey. Griffin went on to earn UT's first Campbell Trophy, which at the time was named the Draddy Trophy. QB Colt McCoy was a finalist for that award in 2009 and recognized as a National Football Foundation Scholar-Athlete, as were Griffin and Acho. In 2008, RB Chris Ogbonnaya also earned second-team Academic All-America honors. In 2013, that group was joined by deep snapper Nate Boyer, who earned his first Academic All-America nod.

Alongside academics, Brown's life skills program featured numerous seminars to prepare student-athletes for life after football, while Longhorns players made countless visits to area children's hospitals and served as tutors and mentors at schools across Austin. Never was that as evident as with Acho, who was named the 2010 Wuerffel Trophy winner for all-around excellence, and the 2010 ARA Sportsmanship Award winner, along with being selected as a member of the AFCA Good Works Team. Emmanuel Acho then joined his brother as back-to-back honorees on the Good Works Team, giving Texas four in seven years along with Vince Young and Colt McCoy. Nate Boyer was also named the 2012 Disney Spirit Award winner as the most inspirational player in college football, and earned the 2013 FWAA Armed Services Award, while being named the 2013 NFF Legacy Award winner.

BROWN'S ALL-AMERICANS

First-Team All-Americans		Freshman All-Americans	
PK Anthony Fera	2013	OT Josh Cochran	2011
DE Jackson Jeffcoat	2013	CB Quandre Diggs	2011
S Kenny Vaccaro	2012	S Earl Thomas	2008
DE Alex Okafor	2011	TE Jermichael Finley	2006
C Chris Hall	2009	QB Colt McCoy	2006
DE Sergio Kindle	2009	OT Adam Ulatoski	2006
WR Jordan Shipley	2009	LB Rashad Bobino	2005
S Earl Thomas	2009	DE Brian Orakpo	2005
QB Colt McCoy	2008, '09	DT Frank Okam	2004
DE Brian Orakpo	2008	OT Justin Blalock	2003
OT Tony Hills	2007	DE Tim Crowder	2003
OL Justin Blalock	2006	DT Rodrigue Wright	2002
CB Aaron Ross	2006	DB Michael Huff	2002
S Michael Huff	2005	RB Cedric Benson	2001
OT Jonathan Scott	2005	LB Derrick Johnson	2001
DT Rodrigue Wright	2005	PK Dusty Mangum	2001
QB Vince Young	2005	WR B.J. Johnson	2000
RB Cedric Benson	2004	S Dakarai Pearson	2000
LB Derrick Johnson	2003, '04	DE Kalen Thornton	2000
OL Derrick Dockery	2002	WR Roy Williams	2000
DE Cory Redding	2002	QB Major Applewhite	1998
CB Quentin Jammer	2001	LB D.D. Lewis	1998
OT Mike Williams	2001	CB Dré Bly	1996
OT Leonard Davis	2000		
DT Casey Hampton	1999, 2000		
OG Ben Adams	1998		
OT Jay Humphrey	1998		
RB Ricky Williams	1998		
CB Dré Bly	1996, '97		
DE Greg Ellis	1997		
LB Brian Simmons	1997		
DT Marcus Jones	1995		
FS Bracey Walker	1993		



HEAD COACH MACK BROWN

On the field, Brown guided the 2009 Longhorns to Texas' second National Championship Game appearance in five years and also matched the school record of 13 wins. The lone loss came in the title game to No. 1 Alabama after QB Colt McCoy was injured on the first series and did not return. Despite the loss of the National Player of the Year, Texas was within three points with the ball with just over three minutes remaining, and following the game, the polls kept the Longhorns ranked No. 2 -- their fourth Top Five ranking in six years. They also completed their ninth-consecutive 10-win season, which is the third-longest streak in NCAA history.

McCoy became UT's 20th unanimous All-American and won the Maxwell Award, Walter Camp Football Foundation National Player of the Year Award, Davey O'Brien Award, Manning Award and Unidas Golden Arm Award. He also became a two-time finalist for the Heisman Trophy. Shipley was a consensus All-America honoree and a finalist for the Biletnikoff Award, while S Earl Thomas also earned consensus All-America honors and was a finalist for the Thorpe Award. Meanwhile, DE/LB Sergio Kindle became the first player in college football history to be named a finalist for both the Butkus Award and Hendricks Award, and also was named first-team All-America, along with C Chris



Hall who was a finalist for the Rimington Trophy. In addition, K Hunter Lawrence was a semifinalist for the Groza Award and Sam Acho was a semifinalist for the Lott Trophy.

Texas was one second from an undefeated season in 2008, finishing 12-1 and ranked No. 4 in the AP poll and No. 3 in the USA Today Coaches Poll. The Longhorns capped the year with a Fiesta Bowl victory over No. 10 Ohio State, producing a school-record fifth-consecutive bowl win, including three BCS victories. McCoy, who set the NCAA single-season record for completion percentage (77.6), earned first-team All-America honors and was named the Walter Camp Football Foundation Player of the Year and runner-up for the Heisman Trophy. On defense, DE Brian Orakpo became UT's 19th unanimous All-American and won the Nagurski Trophy, Lombardi Award and Hendricks Award. Shipley also earned third-team All-America honors, while Cosby was a semifinalist for the Biletnikoff Award.

In 2007, the Longhorns capped their seventh consecutive 10-win season with a Holiday Bowl victory over No. 12 Arizona State, while also securing their fourth bowl win in consecutive years, a UT first. The Longhorns finished the season with a No. 10 national ranking in both polls, marking the fifth time in seven seasons they had finished in the Top 10. Along with Dallas Griffin winning the Draddy Trophy and two Academic All-Americans, OT Tony Hills earned first-team All-America honors from the Walter Camp Football Foundation, RB Jamaal Charles was named a semifinalist for the Doak Walker Award, S Marcus Griffin earned All-America honors from ESPN.com and DT Frank Okam was named third-team All-America by The Associated Press.

The 2006 Longhorns produced another 10-win season, finishing the year 10-3 after defeating Iowa in the Alamo Bowl. The Horns were ranked 13th in both polls at the end of year. Cornerback Aaron Ross won the Thorpe Award as the nation's top defensive back, and offensive lineman Justin Blalock was a finalist for both the Outland Trophy and the Lombardi Award. Ross and Blalock earned first-team All-America honors, while Hendricks Award finalist Tim Crowder and Lott Trophy semi-

BROWN'S CONFERENCE HONOR ROLL

Big 12 Offensive Player of the Year			CB Quentin Jammer	2000, '01
QB Colt McCoy	2009	LB D.D. Lewis	2001	
QB Colt McCoy	2008	OT Mike Williams	2001	
QB Vince Young	2005	OT Leonard Davis	2000	
QB Major Applewhite	1999	DT Casey Hampton	1999, 2000	
RB Ricky Williams	1998	RB Hodges Mitchell	1999, 2000	
Big 12 Defensive Player of the Year			QB Major Applewhite	1999
DE Jackson Jeffcoat	2013	WR Kwame Cavil	1999	
DE Brian Orakpo	2008	OG Roger Roesler	1999	
CB Aaron Ross	2006	DT Shaun Rogers	1999	
S Michael Huff	2005	OG Ben Adams	1998	
LB Derrick Johnson	2004	OT Jay Humphrey	1998	
DT Casey Hampton	2000	TE Derek Lewis	1998	
ACC Defensive Player of the Year			WR Wane McGarity	1998
DT Marcus Jones	1995	RB Ricky Williams	1998	
First-Team All-Big 12			First-Team All-ACC	
PK Anthony Fera	2013	LB Chazz Surratt	2019	
DE Jackson Jeffcoat	2013	DB Dré Bly	1996, '97	
DE Alex Okafor	2012	DE Greg Ellis	1995, '96, '97	
S Kenny Vaccaro	2012	DE Vonnie Holliday	1997	
LB Emmanuel Acho	2011	LB Kivuusama Mays	1995, '97	
CB Carrington Byndom	2011	C Jeff Saturday	1996, '97	
DE Alex Okafor	2011	DB Robert Williams	1997	
S Kenny Vaccaro	2011	KR Leon Johnson	1996	
KR Fozzy Whittaker	2011	TE Freddie Jones	1995, '96	
DE Sam Acho	2010	QB Chris Keldorf	1996	
QB Colt McCoy	2009	LB Brian Simmons	1996	
WR Jordan Shipley	2009	DE Marcus Jones	1994, '95	
S Earl Thomas	2009	TE Greg DeLong	1994	
OT Adam Ulatoski	2009	OT Ethan Albright	1993	
LB Sergio Kindle	2008	RB Curtis Johnson	1993	
DT Roy Miller	2008	DB Bracey Walker	1993	
DT Brian Orakpo	2008	RB Natrone Means	1991, '92	
OT Adam Ulatoski	2008	C Randall Parsons	1992	
RB Jamaal Charles	2007	P Mike Thomas	1992	
S Marcus Griffin	2007	OG Brian Bollinger	1991	
OT Tony Hills	2007	LB Tommy Thigpen	1991	
OL Justin Blalock	2004, '05, '06	LB Dwight Hollier	1990	
DE Tim Crowder	2005, '06	OG Pat Crowley	1988, '89	
S Michael Griffin	2006	DL Cecil Gray	1989	
CB Aaron Ross	2006	C Jeff Garnica	1988	
C Lyle Sendlein	2006	RB Kenard Martin	1988	
OG Kasey Studdard	2006	Big 12 Offensive Freshman of the Year		
WR Limas Sweed	2006	RB Malcolm Brown	2011	
OG Will Allen	2005	QB Colt McCoy	2006	
CB Cedric Griffin	2005	RB Jamaal Charles	2005	
LB Aaron Harris	2005	QB Vince Young	2003	
S Michael Huff	2004, '05	RB Cedric Benson	2001	
OL Jonathan Scott	2004, '05	WR Roy Williams	2000	
TE David Thomas	2005	QB Major Applewhite	1998	
DT Rodrigue Wright	2005	Big 12 Defensive Freshman of the Year		
QB Vince Young	2005	CB Quandre Diggs	2011	
RB Cedric Benson	2004	DE Brian Orakpo	2005	
LB Derrick Johnson	2002, '03, '04	DT Rodrigue Wright	2002	
TE Bo Scaife	2004	LB Derrick Johnson	2001	
OG Tillman Holloway	2003	DE Cory Redding	1999	
DT Marcus Tubbs	2003	ACC Rookie of the Year		
CB Nathan Vasher	2003	QB Sam Howell	2019	
CB Rod Babers	2002	DB Dré Bly	1996	
OL Derrick Dockery	2002	RB Leon Johnson	1993	
DE Cory Redding	2001, '02			
WR Roy Williams	2001, '02			

finalist Michael Griffin were recognized as second-team All-Americans. McCoy, a redshirt freshman, earned National Freshman of the Year honors as he tied an NCAA record with 29 touchdown passes.

Brown had the most successful season of his career in 2005, leading Texas to its first National Championship since 1970. Texas made a return trip to the Rose Bowl for its first appearance in the BCS National Championship game, where the Longhorns ended USC's 34-game winning streak and extended their own winning streak to 20 with a 41-38 victory. The team was led by Maxwell Award winner Vince Young. Young, who was also

HEAD COACH MACK BROWN



BROWN'S FIRST AND SECOND ROUND NFL DRAFT PICKS

2013	1st	Kenny Vaccaro, S	New Orleans Saints
2011	2nd	Aaron Williams, CB	Buffalo Bills
2010	1st	Earl Thomas, S	Seattle Seahawks
	2nd	Sergio Kindle, LB	Baltimore Ravens
	2nd	Lamarr Houston, DT	Oakland Raiders
2009	1st	Brian Orakpo, DE	Washington Redskins
2008	2nd	Limas Sweed, WR	Pittsburgh Steelers
2007	1st	Michael Griffin, S	Tennessee Titans
	1st	Aaron Ross, CB	New York Giants
	2nd	Justin Blalock, OL	Atlanta Falcons
	2nd	Tim Crowder, DE	Denver Broncos
2006	1st	Vince Young, QB	Tennessee Titans
	1st	Michael Huff, S	Oakland Raiders
	2nd	Cedric Griffin, CB	Minnesota Vikings
2005	1st	Cedric Benson, RB	Chicago Bears
	1st	Derrick Johnson, LB	Kansas City Chiefs
2004	1st	Roy Williams, WR	Detroit Lions
	1st	Marcus Tubbs, DT	Seattle Seahawks
2002	1st	Mike Williams, OT	Buffalo Bills
	1st	Quentin Jammer, CB	San Diego Chargers
2001	1st	Leonard Davis, OT	Arizona Cardinals
	1st	Casey Hampton, DT	Pittsburgh Steelers
	2nd	Shaun Rogers, DT	Detroit Lions
1999	1st	Ricky Williams, RB	New Orleans Saints
	1st	Ebenezer Ekuban, DE	Dallas Cowboys
	2nd	Dré Bly, CB	St. Louis Rams
	2nd	Russell Davis, DT	Chicago Bears
1998	1st	Greg Ellis, DE	Dallas Cowboys
	1st	Vonnie Holliday, DT	Green Bay Packers
	1st	Brian Simmons, LB	Cincinnati Bengals
1997	2nd	Rick Terry, DT	New York Jets
	2nd	Freddie Jones, TE	San Diego Chargers
1996	1st	Marcus Jones, DT	Tampa Bay Buccaneers
1994	2nd	Bucky Brooks, WR	Buffalo Bills
1993	1st	Thomas Smith, DB	Buffalo Bills
	2nd	Natrone Means, RB	San Diego Chargers
1987	2nd	Eric Thomas, DB	Cincinnati Bengals

the Heisman runner-up and Davey O'Brien and Manning Award winner, finished his career as Texas' all-time winningest quarterback with a 30-2 record. Texas' offense set UT records in points scored (652) and total yards (6,657), while ranking first in the nation in scoring (50.2 ppg), second in rushing (274.9 ypg) and third in total offense (512.1 ypg). Texas was also highly ranked on defense. Led by UT's first-ever Thorpe Award winner Michael Huff, the Longhorns finished sixth in scoring defense (16.4 ppg) and 10th in total defense (302.9 ypg).

In 2004, the Longhorns managed their fourth consecutive 10-win season, while defeating six teams ranked in either the AP Poll or ESPN/USA Today Poll. It was also their third 11-win season in four years and was capped with Texas' first BCS selection and a Rose Bowl Championship over No. 13 Michigan. UT was led by All-Americans on both sides of the ball in senior RB and Doak Walker Award winner Cedric Benson and senior linebacker, Nagurski Trophy winner and Butkus Award winner Derrick Johnson.

Under his guidance in 2003, Texas rallied from a 4-2 start to post six straight victories and finished with a 10-3 record and a No. 12 national ranking. The Longhorns were led by a balanced offense and defense that was one of only four programs nationally that ranked among the NCAA's top 25 in total offense and total defense. Led by its first-ever Butkus Award finalist and consensus first-team All-American Derrick Johnson, UT's defense ranked 25th nationally allowing 329.9 yards per game.

Brown's 2002 squad finished with an 11-2 record and a No. 6 final ranking, posting back-to-back 11-win seasons for the first time in school history and consecutive Top 10 finishes for the first time since 1977-78. Texas capped the year with a victory over LSU in the Cotton Bowl. The Longhorns also won or shared the Big 12 South title for the third time in the previous four seasons. Led by first-team All-American and Lombardi Trophy finalist DE Cory Redding and first-team All-Big 12 performers Johnson and CB Rod Babers, the Texas defense finished ranked among the nation's top 16 for the fourth straight year. WR Roy Williams and consensus first-team All-American OL Derrick

Dockery both earned first-team All-Big 12 honors as the Horns averaged 33.8 points per game (16th NCAA).

In 2001, Texas claimed the Big 12 South title for the second time. The Horns were ranked among the nation's Top 10 in 16 of the 17 polls and only a narrow 39-37 defeat at the hands of No. 9 Colorado in the Big 12 Championship game prevented Brown's team from likely playing for the national title. With a victory against No. 21 Washington in the Holiday Bowl, Texas posted a school record-tying 11 victories (11-2) for the first time since '83 and just the fifth time in school history. The win also secured the program's first Top-10 finish since that year. Led by unanimous first-team All-American and UT's first-ever Thorpe Award finalist CB Quentin Jammer and All-Americans LB D.D. Lewis and Redding, the Longhorns topped the nation in total defense. Offensively, OT Mike Williams earned first-team All-America honors and was joined by Roy Williams as first-team All-Big 12 selections. Benson set freshman records for rushing yards and rushing TDs en route to Big 12 Offensive Freshman of the Year honors.

UT's 2000 team rallied from a 3-2 start to run off six consecutive victories. The Horns fell to No. 8 Oregon in the Holiday Bowl and closed out the year with a 9-3 record (7-1, Big 12) and a final No. 12 national ranking, its best finish in the polls since 1983. RB Hodges Mitchell, a first-team All-Big 12 choice for a second consecutive year, became the first player in UT history to gain 1,000 rushing and 300 receiving yards in a season. His path was paved by consensus first-team All-American and Outland Trophy finalist OT Leonard Davis. DT Casey Hampton earned his second first-team All-America honor and was Big 12 Defensive Player of the Year.

Brown's 1999 squad registered a 9-5 record, claimed the Big 12 South Division Championship, and finished the year ranked No. 21 by the AP and No. 23 in the Coaches poll. WR Kwame Cavil set UT and Big 12 records with 100 receptions for 1,188 yards en route to second-team All-America and first-team All-Big 12 honors. QB Major Applewhite set UT marks with 3,357 passing yards and 21 TDs while earning co-Big 12 Offensive Player of the Year recognition.

In 1998, running back Ricky Williams ran away with virtually every major college football award. Williams claimed the Heisman Trophy, Maxwell Award, Walter Camp and Associated Press Player of the Year honors and the Dr. Pepper Doak Walker Award as Brown's first Texas team finished 9-3 and ranked 15th nationally. The Horns snapped No. 7 Nebraska's 47-game home winning streak that year and defeated No. 25 Mississippi St. in the Cotton Bowl, the Longhorns' first New Year's Day bowl win since 1981.

Born in Cookeville, Tenn., Brown was a three-sport star at Putnam County High School, where he lettered three times in football. He went on to attend Vanderbilt (1969-70) and graduated from Florida State. He lettered twice as a running back for the Seminoles (1972-73). An injury sidelined him for much of the '73 season and that led to the start of his coaching career as he became a student coach. He completed his bachelor's degree in education in 1974.

Brown began his full-time coaching career in 1975 at Southern Mississippi, where he worked with the receivers for three seasons. He earned a master's

MACK BROWN'S NFL DRAFT PICKS YEAR-BY-YEAR

2013: 3 (Texas)	1997: 5 (UNC)
2012: 3 (Texas)	1996: 2 (UNC)
2011: 4 (Texas)	1995: 5 (UNC)
2010: 6 (Texas)	1994: 4 (UNC)
2009: 4 (Texas)	1993: 4 (UNC)
2008: 5 (Texas)	1992: 5 (UNC)
2007: 7 (Texas)	1991: 1 (UNC)
2006: 6 (Texas)	1990: 2 (UNC)
2005: 3 (Texas)	1989: 3 (UNC) / 2 (Tulane)
2004: 4 (Texas)	1988: 2 (Tulane)
2003: 4 (Texas)	1987: 1 (Tulane)
2002: 2 (Texas)	1986: 1 (Tulane)
2001: 3 (Texas)	1984: 0 (App St.)
2000: 1 (Texas)	
1999: 3 (Texas) / 6 (UNC)	
1998: 7 (UNC)	



HEAD COACH MACK BROWN

degree in administration from Southern Miss in 1976. Brown then coached the wide receivers at Memphis State in 1978 and at Iowa State in '79. He was promoted to offensive coordinator at Iowa State in 1980, and in his time in Ames, the Cyclones broke 17 school and Big Eight Conference offensive records

and produced league leaders in rushing and total offense. Brown went on to lead the quarterbacks at LSU in 1982, when the Tigers went 8-2-1 and played Nebraska in the Orange Bowl.

In just his 10th season of full-time coaching, Brown became a head coach, taking over the Appalachian St. program in 1983. At the age of 32, he directed the Mountaineers to their first winning record in four years with a 6-5 slate. After one season, he left to become offensive coordinator at Oklahoma. In his only year on Barry Switzer's staff, the Sooners were 9-2-1, won the Big Eight title, and earned a berth in the Orange Bowl. Brown helped Oklahoma develop its best passing attack in years, as he coached quarterbacks Danny Bradley, a first-team All-Big Eight selection, and Troy Aikman, a three-time Super Bowl Champion signal caller with the Dallas Cowboys.

Brown became head coach at Tulane in 1985 and quickly went about rejuvenating the Green Wave's sagging football fortunes. Tulane had suffered three consecutive losing seasons before Brown's arrival, but by his third season in 1987, he led the Green Wave to a 6-5 mark and a berth in the Independence Bowl, just the program's fifth bowl game since 1940. That season, the Green Wave set school records for total offense and points, ranking 11th nationally in scoring (32.5 ppg). That remarkable season earned Brown a spot in the Independence Bowl Hall of Honor in 2002. He also served as athletics director his final two years at Tulane.

One of the most respected coaches in the game, Brown has served on numerous national committees, including president of the American Football Coaches Association. He has also served on the AFCA Ethics Committee and the AFCA Public Relations Committee. Brown has been a member of the NCAA Football Rules Committee and the NCAA Football Issues Committee. He has been chairman of the Football Coaches' Committee and a member of the Board of Directors of the College Football Association. Brown has been invited to coach in five postseason all-star games, including the Japan Bowl, Hula Bowl (twice) and East-West Shrine Game (twice). In March 2013, Brown was named the 2013 recipient of the Neyland Trophy, awarded annually by the Knoxville Quarterback Club for contributions to collegiate athletics.

Brown and his wife, Sally, have four children -- Matt, Katherine, Barbara and Chris -- and six grandchildren -- Tyler, Mack, Bailey, Caroline, Janie and Truett. Sally has enthusiastically involved herself in football team activities. In 1999, she retired as president of Marin Development in North Carolina. She is past president of the Public, Private Partnership (PPP), an organization that fostered improved relations between the University of North Carolina and the town of Chapel Hill. She also volunteered time to chair the fundraising efforts for the UNC Black Cultural Center and was a member of a Carolina Alumni Advisory Committee.

Brown's human touch and dedication to family is also evident in his involvement in the Austin community with Sally. In May 2012, they were named Couple of the Year at the Tenth Annual NFL Alumni Caring for Kids Banquet for their continued commitment to children, and for their overall commitment to be a charitable force in central Texas. The Browns served as honorary co-chairpersons of the Capital Campaign for the Helping Hands of Austin. They were instrumental in the opening of The Rise School of Austin (an early childhood education program that integrates children who have disabilities with their typically developing peers) and served on the school's Board of Directors. Because of the Browns' dedication and longstanding personal commitment to



the Rise School, a plan to build a permanent 20,000 square foot facility was announced on August 26, 2011, called the "Sally and Mack Brown Rise School of Austin." They lent their name along with the late legendary UT QB James Street to the annual James Street/Mack Brown Golf Tour-

namment benefiting The Rise School.

The Browns also have contributed privately to numerous other causes in Austin, and in April 2011, Brown was named the Lady Bird Johnson Humanitarian Award Winner by the American Red Cross. In September 2008, he and Sally were named the Citizens of the Year for Caritas of Austin, which provides meals and aid for the homeless. The Browns themselves spent many hours serving food at Caritas.

Earlier that year, The University of Texas honored Brown with The Mack Brown Distinguished Chair for Leadership in Global Affairs. The Chair is part of

BROWN AND THE NFL DRAFT

- Dating back to 1986 when he was the head coach at Tulane, Mack Brown had a player selected in 28 straight NFL Drafts prior to 2014. In fact, Brown has had a player selected in the NFL Draft in 28 of his 30 drafts as a head coach.
- Mack Brown has coached 20 players (16 Texas/four UNC) who have been drafted in the first round in his past 17 NFL Drafts.
- Mack Brown has coached a first-round selection in 12 of his last 19 NFL Drafts.
- Mack Brown has coached 71 NFL Draft picks over his last 17 years.
- Of those 71 NFL Draft picks, 55 picks were chosen in the first four rounds.
- In 30 drafts as a head coach at Texas (1998-2013), North Carolina (1988-97), Tulane (1985-87) and Appalachian State (1983), Mack Brown has seen 108 of his former players selected in the NFL Draft.

the Robert S. Strauss Center for International Security and Law, a university-wide global affairs research center named for renowned lawyer and public servant Ambassador Robert S. Strauss. The center is part of the LBJ School of Public Affairs.

In June 2007, Brown paired with Attorney General of Texas Greg Abbott to commend fathers who provide a nurturing home for their children, and asked dads from across the state to join in the fight against domestic abuse. In May 2009, Brown went on an eight-day trip to visit U.S. troops in Germany, Turkey, Iraq, Kuwait, Djibouti and Spain as part of the Coaches Tour.

The Browns endorsed a Texas license plate, which was designed to raise public awareness for child abuse and neglect and the need for Court Appointed Special Advocates (CASA) volunteers. After the Bonfire tragedy at Texas A&M in 1999, the couple initiated a blood drive on the UT campus that attracted more than 250 blood donors.

COACHING STAFF



TIM BREWSTER

ASSISTANT HEAD COACH/TIGHT ENDS COACH
TENTH YEAR AT UNC
(1989-97, 2019-)



Tim Brewster returned to Chapel Hill for his second stint on Nov. 30, 2018, when Mack Brown hired him to be his assistant head coach and tight ends coach. Brewster previously coached with Brown at UNC (1989-97) and Texas (1998-2001). He returned to the UNC staff after spending the previous six years with Jimbo Fisher, five at Florida St. and one at Texas A&M.

Brewster has spent over 30 years in coaching. He was a collegiate head coach for four seasons, an NFL assistant coach for five seasons and an assistant coach at six different "Power 5" schools.

An accomplished recruiter, Brewster helped build the Seminoles' top-ranked 2016 recruiting class, which featured 18 four- or five-star rated players as well as 13 Under Armour All-Americans and four U.S. Army All-Americans. He helped the Seminoles' recruiting classes rank in the top 10 of ESPN's team rankings all five years he was on the FSU staff, including in the top five four times. Brewster was named the ACC's Top Recruiter by ESPN, made 247Sports' Top 10 Recruiters list and was among Rivals' Top 25 Recruiters.

During his career, Brewster has produced 11 NFL tight ends. He saw five tight ends sign NFL contracts during his first stint at UNC, including Alge Crumpler and Freddie Jones, and two each at Texas, Florida St. and Texas A&M. He also discovered and developed one of the league's all-time greats in Antonio Gates, who played basketball at Kent St. prior to transitioning to a career in football, while Brewster was the tight ends coach for the San Diego Chargers. Brewster served as the tight ends coach for the Denver Broncos from 2005-06 after coaching that same position at North Carolina from 1989-97 and Texas from 1998-2001.

In his first season back at Carolina, Brewster's tight ends helped an offense that finished 14th nationally in total offense at 469 yards per game. In addition, Brewster was in charge of a kickoff return unit that ranked fifth in the ACC.

During his lone season in College Station, Brewster had a positive effect on the tight ends. Standout Jace Sternberger garnered consensus All-America honors after leading the Aggies in receptions (48), receiving yards (832) and receiving TDs (10). Sternberger was also a first-team All-SEC selection and a semifinalist for the Mackey Award, given to the na-

tion's top tight end, before being selected in the third round of the 2019 NFL Draft. The tight end group also blocked for an offense that ranked 21st nationally in rushing offense at 219 yards per game, including a 1,700-yard rusher.

Florida State made the tight end an integral part of their offense during Brewster's time in Tallahassee. Nick O'Leary was a two-time finalist for the John Mackey Award, winning the trophy in 2014, while earning consensus All-America honors before being selected in the sixth round of the 2015 NFL Draft. Overall, O'Leary left Florida State as the school leader in every category among Seminole tight ends, including receptions (114), yards (1,591) and touchdowns (18).

Brewster joined the Florida State coaching staff in February of 2013 following a stint in 2012 as the wide receivers coach at Mississippi St., where he helped the Bulldogs break several records.

Brewster was the head coach of the Minnesota Golden Gophers from 2007-10 before spending the 2011 season as a college football analyst for Fox Sports. He led the Golden Gophers to the Insight Bowl in both 2008 and '09.

Prior to Minnesota, Brewster spent five seasons in the NFL. He con-

cluded his second season as tight ends coach for the Denver Broncos in 2006. Brewster instructed the San Diego Chargers tight ends from 2002-04 and held additional responsibilities as the team's assistant head coach for the 2004 season.

During his tenure with the Chargers, Brewster oversaw the rapid development of Gates, who in 2004 earned first-team All-Pro honors from the Associated Press and a Pro Bowl selection after playing only his second year of football since high school. Gates set an NFL single-season touchdown record (13) for tight ends in 2004, while ranking third in receiving yards (964) and fourth in receptions (81) among NFL tight ends.

Before working for San Diego, Brewster enjoyed success coaching tight ends at Texas and North Carolina. He worked on Mack Brown's staffs at both schools and developed six tight ends who signed NFL contracts.

In four years at Texas, Brewster tutored two tight ends who earned All-Big 12 Conference honors, including 1998 first-team selection Derek Lewis, and coached two players who signed NFL contracts in Lewis and Bo Scaife, who was

drafted in the sixth round by Tennessee in 2005. Brewster's tight ends at Texas blocked for a 1,000-yard rusher in each of his four seasons at the school, highlighted by Ricky Williams' 2,124-yard season in 1998.

In nine years at North Carolina, Brewster mentored four All-ACC selections at tight end and helped the school advance to six consecutive bowl games from 1992-97. As recruiting coordinator, his efforts secured the talent that helped the 1997 team go 11-1 and finish fourth in the nation.

Brewster guided Crumpler to a second-team All-ACC distinction and honorable mention All-America accolades from Football News as a sophomore in 1997. He also mentored Jones to a first-team All-ACC selection





COACHING STAFF

in 1995 and again in 1996, when Jones set a North Carolina single-season record for receptions by a tight end (32) to garner third-team All-America honors from Football News.

His tight ends at North Carolina were critical to the team's rushing success as their blocking helped clear the way for five different 1,000-yard seasons, including Natrone Means' back-to-back 1,000-yard years in 1991 and '92. Greg DeLong, a first-team All-ACC tight end in 1994, twice earned ACC Lineman of the Week honors for his blocking in 1996 under Brewster's tutelage.

Brewster spent 1987-88 as head coach at Central Catholic High School in Lafayette, Ind., directing a wide-open offense while his squad's won 15 of 23 games during that period. He developed Indiana's passing leader in both of his seasons as head coach.

Brewster began his coaching career in 1986 at Purdue, where he coached tight ends and offensive tackles as a graduate assistant.

A former two-time All-Big Ten Conference selection at the University of Illinois, Brewster led the nation's tight ends in receiving in 1983 and captained Illinois to the 1984 Rose Bowl against UCLA. Brewster, who graduated from Illinois with a bachelor's degree in political science, participated in training camps of the New York Giants (1984) and Philadelphia Eagles (1985).

Brewster was born Oct. 13, 1960, in Phillipsburg, N.J. He and his wife, Cathleen, have three sons, Eric, Clint and Nolan.

POSTSEASON EXPERIENCE

As a Coach

2019	Military Bowl (North Carolina)
2018	Gator Bowl (Texas A&M)
2016	Orange Bowl (Florida State)
2015	Peach Bowl (Florida State)
2014	Rose Bowl CFP Semifinal (Florida State)
2013	BCS National Championship Game (FSU)
2012	Gator Bowl (Mississippi State)
2009	Insight Bowl (Minnesota)
2008	Insight Bowl (Minnesota)
2002	Holiday Bowl (Texas)
2001	Holiday Bowl (Texas)
2000	Cotton Bowl (Texas)
1999	Cotton Bowl (Texas)
1998	Gator Bowl (North Carolina)
1997	Gator Bowl (North Carolina)
1996	Carquest Bowl (North Carolina)
1995	Sun Bowl (North Carolina)
1994	Gator Bowl (North Carolina)
1993	Peach Bowl (North Carolina)

As a Player

1984	Rose Bowl (Illinois)
1982	Liberty Bowl (Illinois)

TIM BREWSTER - COACHING YEAR-BY-YEAR

Year	School	Position
2019	North Carolina	Assistant head coach/Tight ends
2018	Texas A&M	Tight ends
2013-17	Florida State	Tight ends/Recruiting coordinator
2012-13	Mississippi State	Wide receivers
2007-10	Minnesota	Head coach
2005-07	Denver Broncos	Tight ends
2002-05	San Diego Chargers	Assistant head coach/Tight ends
1998-2001	Texas	Tight ends/Special teams
1989-97	North Carolina	Tight ends/Special teams coordinator/ Recruiting coordinator
1987-88	Lafayette (Ind.) Central Catholic HS	Head coach
1986	Purdue	Graduate assistant

THE BREWSTER FILE

Born: October 13, 1960

Hometown: Phillipsburg, N.J.

Wife: Cathleen

Children: sons, Eric, Clint and Nolan

Education: Illinois, 1984

COACHING STAFF



JAY BATEMAN

CO-DEFENSIVE COORDINATOR/SAFETIES COACH
FIRST YEAR AT UNC



Jay Bateman, a 23-year coaching veteran, joined the North Carolina football staff as co-defensive coordinator and safeties coach on Dec. 9, 2018. Bateman joined Mack Brown's staff following a five-year stint as Army's defensive coordinator (2014-18).

In his first season at Carolina, Bateman helped engineer a number of improvements in the Tar Heel defense, which was one of the nation's top five most improved units in total defense, scoring defense and rushing defense. UNC allowed 381 yards per game, which was a 66-yard per game improvement over the previous season, and bolstered its ranking by 54 positions. The scoring defense improved by 56 spots after holding opponents to nearly 10 points less per game, and the rushing defense jumped 53 spots after allowing 69 yards fewer per game. In addition, the defense surged up 58 spots in opponent third-down percentage, which is the eighth-best mark nationally, and tallied five more INTs than the prior year. Individually, Bateman mentored senior safety Myles Dorn to All-ACC honorable mention accolades.

Bateman's tenure at Army coincided with a resurgence for the Black Knights. Army won 29 games, including three bowl games, over his last three seasons, which included two Top-10 finishes in total defense.

In 2018, Army finished eighth nationally in total defense (295.5 ypg) and 10th in scoring defense (17.7 ppg), while posting the program's first 11-win season. The Black Knights finished the season ranked 19th in the AP Poll and 20th in the Coaches Poll. Bateman was named one of five finalists for the 2018 Broyles Award, which goes to the nation's top assistant coach.

Bateman guided a defense that finished third in the nation in red zone defense and 14th in passing defense in 2017. The defensive squad held opponents to 22 points per game and shut out Air Force, stopping the Falcons' 306-game scoring streak. It was also the first shutout against a service academy for the Black Knights since 1969.

In 2016, Bateman led a defense that ranked fourth nationally in total defense (291.5 ypg), including sixth against the pass (170.2 ypg) and 18th versus the run (121.2 ypg). The defensive unit also ranked 16th in scoring defense, allowing 19 points per game, while increasing its interception total from six in 2015 to 17 in 2016. Bateman's success on the sidelines was noticed around the country as he was a semifinalist for the Broyles Award.

During Bateman's first two seasons at Army, he was tasked with rebuilding a defense that had given up over 400 yards per game in each of the two seasons prior to his arrival. The 2015 defense battled through the year and managed to hold five opponents under 150 yards on the ground. The group posted 58 tackles for loss, including 15 sacks, and broke up 27 passes. The 2016 unit tallied 11 INTs and 33 PBU, while adding 55 TFL and 10 sacks.

Bateman joined the Army coaching staff following three seasons as the defensive coordinator at Ball State (2011-13). After a 6-6 season in 2011, Bateman helped the Cardinals win nine games in 2012 and 10 in 2013, while

competing in the Beef 'O' Brady's Bowl and the GoDaddy Bowl, respectively. His 2013 defensive unit ranked ninth nationally in turnovers gained with 31 and 12th in turnover margin at +0.9. That group finished third in scoring defense (24.7 ppg) in the MAC.

While at Ball St., Bateman mentored first-team All-MAC selection Jonathan Newsome. Newsome was selected in the fifth round of the 2014 NFL Draft by the Indianapolis Colts. He responded by leading all rookie defensive ends/outside linebackers with 6.5 quarterback sacks.

Bateman spent five seasons as the defensive coordinator and linebackers coach at Elon (2006-10). Elon won 35 games during Bateman's tenure and collected at least one all-conference linebacker honor each season. Elon's defense ranked fourth nationally and led the Southern Conference in 2009 at 248.3 yards per game. He guided linebacker Chad Nkang, a Jacksonville Jaguars draft pick, to All-America status as well as Southern Conference Player of the Year honors.

Prior to Elon, Bateman spent one season at Lehigh (2005), where he mentored a defense that ranked sixth nationally, and one year at Richmond (2004).

Bateman gained head-coaching experience at Siena College. He led the program from 2000-03 after spending one season as an assistant coach on staff. Bateman began his coaching career in 1997, spending two years on staff at Hampden-Sydney.

Bateman is a 1995 graduate of Randolph-Macon. He and his wife, Heather, have a daughter, Bea and a son, C.J.



POSTSEASON EXPERIENCE

As a Coach

2019	Military Bowl (North Carolina)
2018	Armed Forces Bowl (Army)
2017	Armed Forces Bowl (Army)
2016	Heart of Dallas Bowl (Army)
2013	GoDaddy Bowl (Ball State)
2012	Beef 'O' Brady's Bowl (Ball State)
2009	FCS First Round (Elon)

JAY BATEMAN · COACHING YEAR-BY-YEAR

Year	School	Position
2019	North Carolina	Co-Defensive Coordinator/Safeties
2014-18	Army	Defensive Coordinator
2011-13	Ball State	Defensive coordinator/Inside linebackers
2006-10	Elon	Defensive coordinator/Linebackers
2005	Lehigh	Defensive line
2004	Richmond	Assistant coach
2000-03	Siena	Head coach
1999	Siena	Assistant coach
1997-98	Hampden-Sydney	Assistant coach

THE BATEMAN FILE

Born: July 16, 1973
Hometown: Glen Allen, Va.
Wife: Heather
Children: daughter, Bea, and son, C.J.
Education: Randolph-Macon, 1995



COACHING STAFF



TOMMY THIGPEN

CO-DEFENSIVE COORDINATOR/ILB
EIGHTH YEAR AT UNC
(1998-99, 2005-08, 2018-)



Former All-ACC linebacker and veteran coach Tommy Thigpen joined the Carolina football staff in January of 2018 to serve as safeties coach under then-head coach Larry Fedora. When Mack Brown was hired following the '18 season, Thigpen was retained and elevated to co-defensive coordinator and linebackers coach. Thigpen, who played at Carolina for Mack Brown, was a graduate assistant under Carl Torbush and spent four seasons coaching linebackers under John Bunting and Butch Davis.

In addition to being a standout coach, Thigpen is widely considered one of the top recruiters in college football. He was named National Recruiter of the Year by Rivals.com in 2013 after helping to sign the No. 5 recruiting class in the nation at Tennessee. Thigpen was also honored by Rivals as one of the nation's top-25 recruiters in 2007 while at Carolina.

In his second season back at Carolina in 2019, Thigpen helped engineer a number of improvements in the Tar Heel defense, which was one of the nation's top five most improved units in total defense, scoring defense and rushing defense. UNC allowed 381 yards per game, which was a 66-yard per game improvement over the previous season, and bolstered its ranking by 54 positions. The scoring defense improved by 56 spots after holding opponents to nearly 10 points less per game, and the rushing defense jumped 53 spots after allowing 69 yards fewer per game. In addition, the defense surged up 58 spots in opponent third-down percentage, which is the eighth-best mark nationally, and tallied five more INTs than the prior year. Individually, Thigpen mentored a trio of inside linebackers in Jeremiah Gemmel, Chazz Surratt and Dominique Ross that combined for 243 tackles, 11 sacks, 26.5 TFL, 16 pressures, two INTs and five forced fumbles. Thigpen mentored QB-turned-LB Surratt to first-team All-ACC honors after leading the conference in tackles with 110.

Thigpen came to Carolina after spending five seasons at Tennessee (2013-17) as the linebackers coach and, beginning in 2016, the defensive run game coordinator. In Knoxville, Thigpen coached linebackers A.J. Johnson, Curt Maggitt and Jalen Reeves-Maybin to All-SEC honors. The Volunteers won three straight bowl games in his time at UT.

Prior to heading to Knoxville, Thigpen spent four seasons at Auburn, where he mentored the safeties (2009-11) and linebackers (2012). Under former Carolina defensive coordinator Gene Chizik, Thigpen helped the Tigers to the BCS National Championship in 2010, a season during which Auburn ranked ninth in the country in rush defense at 109.1 yards per game.

Safety Zac Etheridge registered 69 tackles, second-most on the team. Etheridge earned All-SEC honorable mention honors. As a group, Thigpen's safeties combined for 186 tackles, 2.5 tackles-for-loss and three interceptions. In Auburn's two biggest games that year, Thigpen directed a unit that helped hold South Carolina to just 17 points in the SEC Championship Game and Oregon to 19 points in the BCS National Championship Game. The Tigers defense held the high-powered Ducks 28 points under their season average and produced a pair of interceptions.

During his first season at Auburn, the Tigers ranked 17th in the nation in opponent third down conversion percentage (32.8) and forced 24 turnovers. His safe-

ties helped the Auburn defense rank 31st nationally in pass defense efficiency and picked off 17 passes, tied for third most in the SEC. Thigpen instructed Daren Bates in 2009, who was named to the SEC All-Freshman team after starting all 13 games and ranking fourth on the team with 70 tackles as a true freshman.

Prior to his tenure at Auburn, Thigpen coached the linebackers at North Carolina for four seasons from 2005-08. He tutored UNC's leading tacklers in each of his four seasons in Chapel Hill, coaching eventual standouts including Zach Brown, Bruce Carter and Quan Sturdivant.

Thigpen coached for two years at Illinois, serving as the cornerbacks coach in 2003 and the linebackers coach in 2004.

In 2001-02, he coached cornerbacks and was the special teams coordinator at Bowling Green State. At Bowling Green State, Thigpen helped coach one of the Mid-American Conference's top defenses, leading the MAC in turnover margin in 2002. BGSU also finished second in the MAC in pass efficiency defense, while Thigpen's special teams also were impressive, blocking seven punts and one field goal.

Thigpen began his coaching career as a UNC graduate assistant in 1998-99. He then coached linebackers at Tennessee State in 2000.

A Parade All-American and Virginia Defensive Player of the Year at Potomac High School in Dumfries, Va., Thigpen earned four letters at North Carolina from 1989-92 and secured his bachelor's degree in political science. He was a three-time All-ACC linebacker, earning first-team honors in 1991. Thigpen was co-captain of the 1992 team that went 9-3 and beat Mississippi State in the Peach Bowl, the first of six bowl games for the Tar Heels in the 1990s. Thigpen went on to play professionally for the New York Giants in 1993-94 and the Barcelona Dragons in 1995-96 before beginning his coaching career.

Thigpen is married to the former Jacinda Webb and the couple has two daughters, Asia and Naja.



POSTSEASON EXPERIENCE

As a Coach

2019	Military Bowl (North Carolina)
2016	Music City Bowl (Tennessee)
2016	Outback Bowl (Tennessee)
2015	TaxSlayer Bowl (Tennessee)
2011	Chik-Fil-A Bowl (Auburn)
2011	BCS Championship (Auburn)
2010	Outback Bowl (Auburn)
2008	Meineke Car Care Bowl (North Carolina)
1998	Las Vegas Bowl (North Carolina)

As a Player

1992	Peach Bowl (North Carolina)
------	-----------------------------

TOMMY THIGPEN COACHING YEAR-BY-YEAR

Year	School	Position
2019	North Carolina	Co-defensive coordinator/Linebackers
2018	North Carolina	Safeties
2016-17	Tennessee	Defensive run game coordinator/Linebackers
2013-15	Tennessee	Linebackers
2012	Auburn	Linebackers
2009-11	Auburn	Safeties
2005-08	North Carolina	Linebackers
2004	Illinois	Linebackers
2003	Illinois	Cornerbacks
2001-02	Bowling Green State	Cornerbacks/Special teams coordinator
2000	Tennessee State	Linebackers
1998-99	North Carolina	Graduate assistant

THE THIGPEN FILE

Born: March 17, 1971
Hometown: El Dorado, Ark.
Wife: Jacinda
Children: daughters, Asia and Naja
Education: North Carolina, 1992



COACHING STAFF



PHIL LONGO

OFFENSIVE COORDINATOR/
QUARTERBACKS
FIRST YEAR AT UNC



Phil Longo, a 30-year coaching veteran, joined the North Carolina football staff as offensive coordinator and quarterbacks coach on Dec. 11, 2018. Longo joined Mack Brown's staff following a two-year stint as the offensive coordinator at Ole Miss. Over his last 11 seasons as an offensive coordinator, Longo has helped produce an 94-44 (.681) record, won six conference championships, and made six playoff appearances.

One of the top offensive coaches in college football with 24 years of experience running his offense, Longo guided the 2019 Carolina offense to one of its most explosive seasons on record. The Tar Heels' balanced attack averaged 469 yards per game (285p/184r), which ranks third on UNC's single-season list and 14th nationally. The offense's 31.2 points per game also rank in the top 10 at UNC. Carolina led the ACC in plays of 20+ yards with 81, which is tied for the seventh most nationally. Much of the offense's success was thanks to Longo's star pupil true freshman QB Sam Howell. Under Longo's guidance, Howell set UNC freshman records in completions (234), attempts (388), passing yards (3,347) and passing TDs (35). Both Howell's attempts and completions rank sixth on UNC's single-season list, while the passing yards rank fourth. Howell's 35 TD passes are the most by a true freshman in FBS history, the second most by a freshman (true or redshirt) in ACC history, are tied for fourth on the ACC's single-season chart and rank fourth nationally. He leads the ACC in both passing yards and TDs. Howell's 141 passing plays of 10+ yards are seventh nationally and tops among freshman QBs. He is also tied for ninth with 53 completions of 20+ yards, tied for fifth with 28 completions of 30+ yards and tied for third with 17 completions of 40+ yards. The running back combination of Michael Carter and Javonte Williams each produced at least 1,000 all-purpose yards, making UNC one of just eight schools nationally and one of only three Power 5 teams to have two running backs accomplish the feat. Meanwhile, the receiving trio of Dyami Brown, Dazz Newsome and Beau Corrales combined for 25 TDs, which is tied for the fourth most by a trio in the nation.

Longo engineered two successful seasons at Ole Miss, producing top-20 units both years. In 2018, his offense ranked seventh nationally in yards per play (7.1), ninth in total offense (510.5 ypg), fifth in passing offense (346.4), 25th in red zone offense (88.9) and 33rd in scoring offense (33.9). The Rebels finished the year sixth on the SEC's all-time list for passing yards per game and were first in the nation in first down production.

Rebels WR A.J. Brown earned various All-America honors in Longo's system, while offensive lineman Greg Little claimed second-team All-America honors. It marked just the third time, and first since 1959, two Rebels earned FWAA All-America honors in the same season. Brown, Little and WR D.K. Metcalf are all projected to be high draft picks in the 2019 NFL Draft.

In 2017, the Rebels thrived in Longo's system and became the nation's fastest scoring team at just 99 seconds per scoring drive. Ole Miss averaged 462.3 yards of total offense to rank second in the SEC and 18th nationally. The offense produced the conference's best passing game with 328.4 ypg (11th nationally). Quarterbacks Shea Patterson and Jordan Ta'amu each recorded three games of at least 350 yards passing, as Ole Miss became the fourth FBS team over the past 20 seasons to accomplish that feat. Following Patterson's season-ending injury, Ta'amu and the Rebel offense did not skip a beat under Longo's guidance.

Ole Miss was one of the nation's best red zone teams in 2017 with a 95.3 percentage of success to rank sixth in the country. The Rebels not only excelled in the air but on the ground as well. Senior running back Jordan Wilkins tallied 1,011 yards to become just the fifth Rebel in school history to rush for 1,000 yards in a single season.

Three Rebels recorded at least 600 yards receiving, including Brown, who was a sophomore at the time. In his first season in Longo's offense, Brown set single-season school records for receiving yards (1,252) and receiving touchdowns (11). DaMarkus Lodge (698 yards) and D.K. Metcalf (646 yards) hauled in seven touchdowns apiece.

Prior to arriving at Ole Miss, Longo engineered one of the nation's best FCS offenses at Sam Houston State. He guided the Bearkats to the FCS Playoffs in each of his three seasons, while shattering the record books. The 2016 team went 12-1

and boasted the nation's No. 1 total offense (547.3 ypg), No. 2 scoring offense (49.5 ppg), No. 2 passing offense (368.3 ypg) and No. 37 rushing offense (179.0 ypg) out of 122 FCS teams. They scored touchdowns on 80.3 percent of their red zone chances, also best in the nation. Sam Houston posted more than 4,500 passing yards and 2,000 rushing yards in 2016, a feat no FBS team accomplished. Longo was named FCS Coordinator of the Year by FootballScoop following the season.

In Longo's three years on head coach K.C. Keeler's staff, SHSU won the Southland Conference twice (2014, 2016) and compiled a 34-10 overall record. The Bearkats advanced to the semifinals of the FCS Playoffs in 2014 and '15 and the quarterfinals in '16, while rising as high as No. 1 in the FCS national polls in both 2015 and '16.

The red zone was a key area of success for Longo's offense. Over his three years, no FBS team had more red zone touchdowns than the 145 scored by the Bearkats.

Despite featuring a pass-heavy attack, Longo's units also ranked top 10 among FCS teams in rushing in both 2014 and '15. Sam Houston produced 1,000-yard rushers in 2014 (Keshawn Hill) and 2015 (Corey Avery) and a 900-yard rusher in 2016 (Remus Bulmer).

In 2015, Sam Houston's 7,975 total yards set a Southland Conference season record and ranked third all-time in NCAA Division I FCS history. The Bearkats led the nation in total offense (531.7 ypg) and first downs per game (27.6). They ranked No. 5 in scoring (41.1 ppg) and No. 9 in rushing (254.5 ypg), while also



ranking 14th in third-down conversions (45.7 percent).

The 1,275 plays run by Longo's offense in 2015 were also a league record. Three times over his three seasons SHSU ran more than 100 plays in a game, including a school-record 118 plays in the 2015 NCAA opening-round victory over Southern Utah.

In 2014, Longo's attack led the Southland in rushing (241.6 ypg, 9th nationally) and red zone offense (90 percent, 8th nationally).

Regarded as an outstanding recruiter and quarterbacks coach, Longo helped Bearkats QB and first-team All-American Jeremiah Briscoe set a school record with 4,602 passing yards in 2016, while Sam Houston had the first two 1,000-yard receivers in school history in junior Yedidiah Louis (1,152) and freshman Nathan Stewart (1,004). Briscoe led all FCS players with 57 touchdown passes (to 10 interceptions), while ranking second nationally in passing (354.0 ypg) and third in total offense (349.9 ypg).

Longo began his tenure at Slippery Rock as wide receivers coach in 2011 before assuming the offensive coordinator and quarterbacks coach duties in 2012. In his first year as OC, Longo installed his offense which resulted in The Rock averaging



COACHING STAFF

34.8 points and 407.3 total yards per game.

In his second year as offensive coordinator in 2013, the Longo-led Rock Air Raid averaged 43.3 points and 536.5 yards per game. The no-huddle attack finished the nation ranked fourth nationally in total offense, sixth in passing offense and eighth in both scoring offense and first downs. SRU led the 16-team Pennsylvania State Athletic Conference in all those categories and set SRU single-season school records for points scored, total offense and passing yards. Senior QB Nigel Barksdale was the second Harlon Hill Trophy nominee, the DII Player of the Year, coached by Longo. He also mentored Ted Schafke at Minnesota-Duluth.

In 2010, Longo served as the receivers coach and recruiting coordinator at Youngstown State, where he mentored first-team all-conference pick senior Dominique Barnes (signed as a free agent with the Detroit Lions). Barnes set a school record by catching a pass in 34 consecutive games and finished his career ranked second in school history in receptions.

Prior to joining the YSU staff, Longo spent two seasons as the offensive coordinator at Southern Illinois, helping the program post a 15-1 Missouri Valley Football Conference record and back-to-back conference championships. SIU was 20-5 overall during Longo's tenure as offensive coordinator.

In 2009, Southern Illinois ranked seventh in the FCS in scoring offense (34 ppg) and 21st in total offense (394.8 ypg). The statistics were even more impressive considering SIU lost its starting quarterback Chris Dieker midway through the season and turned the reigns over to freshman Paul McIntosh. Both quarterbacks had success in different ways for Longo. Dieker (signed as a free agent with the Pittsburgh Steelers) excelled in the passing game (1,326 yards), while McIntosh shined in the rushing attack (588 yards and six touchdowns). The duo combined for 2,879 yards of total offense, 18 touchdown passes, a 61.5 completion percentage and just nine interceptions.

One of biggest beneficiaries of the well-balanced system was running back Deji Karim, a former backup, who became one of the nation's leading rushers his senior year. Karim, the MVFC Offensive Player of the Year, finished third in the balloting for the prestigious Payton Award, the FCS most outstanding offensive player, after a season in which he rushed for 1,694 yards, 18 TDs and a 7.1 per carry average. Karim was drafted by the Jacksonville Jaguars and also played for the Houston Texans.

The Salukis reached the FCS Quarterfinals before losing to William & Mary. SIU was 11-2 overall and undefeated (8-0) in the MVFC. Southern Illinois spent seven weeks as the No. 1-ranked team in the nation.

In 2008, Longo directed a Saluki attack that featured a 1,000-yard rusher in Larry Warner and a passing game that was ranked No. 2 in the conference. These accomplishments were even more impressive since Southern had to replace 8 of 11 starters including all of its skill positions.

Prior to SIU, Longo was the offensive coordinator under Bubba Schweigert at University of Minnesota-Duluth (2006-07). UMD's offense ranked at or near the top in most offensive categories including second in passing offense both seasons.

Longo mentored receiver Brandon Anson (signed as a free agent with the Cincinnati Bengals) and quarterback Ted Schafke, who posted numerous Division II passing records and went on to win the 2008 Division II National Championship.

From 2004-05, Longo served as head coach at LaSalle. During his time at the LaSalle helm, Longo produced two MAAC Offensive Player of the Year award winners, five All-Americans and 13 All-MAAC selections. His 2004 offense ranked second in the nation among Division I-AA mid-major schools. In addition, he oversaw an offensive unit that established 19 school records and finished first in the MAAC.

Longo joined LaSalle after serving as the associate head coach and offensive coordinator at William Paterson University (2000-01). In 2001, William Paterson sported one of the top offenses in Division III. The Pioneer offense finished with the third-highest scoring average in school history while equaling or setting 27 school records.

Longo began his coaching career in the high school ranks. As head coach at Parsippany Hills High School, Longo took over a program with a winning percentage of .217 over the 33 years prior to his arrival. He led the Vikings to their first appearance ever in the New Jersey State playoffs and their first undefeated championship season. Longo left as the winningest coach in school history. In 1999, his team competed in and won the 11th highest scoring game in the history of high school football. Longo earned NJ Star Ledger and Daily Record Coach of the Year honors in 1999 and was awarded the Sportsmanship, Ethics & Integrity Award by the National Federation of State High School Associations.

A New Jersey native, Longo began his collegiate playing career at East Stroudsburg University, where he played quarterback in 1987. The following year, he transferred to Rowan University, where he played from 1988-1991 under the tutelage of former UNC head coach John Bunting and K.C. Keeler, who he would later coach under at Sam Houston State. As a running back at Rowan, he was a member of the school's first New Jersey Athletic Conference championship and NCAA Division III playoff team as a senior. He earned a bachelor's degree in physical education from Rowan in 1992.

Longo and his wife Tanya are the parents of daughters Gianna, Macaria and Morgan, and son, Nico.

POSTSEASON EXPERIENCE

As a Coach

2019	Military Bowl (North Carolina)
2016	FCS Quarterfinals (Sam Houston St.)
2015	FCS Semifinals (Sam Houston St.)
2014	FCS Semifinals (Sam Houston St.)
2013	DII First Round (Slippery Rock)
2009	FCS Quarterfinals (Southern Illinois)
2008	FCS First Round (Southern Illinois)

PHIL LONGO COACHING YEAR-BY-YEAR

Year	School	Position	Year	School	Position
2019	North Carolina	Offensive coordinator/ Quarterbacks	2008-09	Southern Illinois	Offensive coordinator
2017-18	Ole Miss	Offensive coordinator	2006-07	Minnesota Duluth	Offensive coordinator
2014-16	Sam Houston State	Offensive coordinator	2004-05	LaSalle	Head coach
2012-13	Slippery Rock	Offensive coordinator/ Quarterbacks	2002-03	LaSalle	Associate head coach/ Offensive coordinator
2011	Slippery Rock	Wide receivers	2000-01	William Paterson	Assistant head coach/ offensive coordinator
2010	Youngstown State	Wide receivers/ Recruiting coordinator	1996-99	Parsippany Hills H.S.	Head coach

THE LONGO FILE

Born: April 17, 1968
Hometown: Bayville, N.J.
Wife: Tanya
Children: daughters, Gianna, Macaria and Morgan, and son, Nico
Education: Rowan, 1992

COACHING STAFF



DRÉ BLY

**CORNERBACKS COACH
FIRST YEAR AT UNC**



Dré Bly joined Mack Brown's football staff at North Carolina as cornerbacks coach on Nov. 30, 2018. Bly had been hired in October of 2018 to coach defensive backs for the San Diego Fleet, under his former NFL coach Mike Martz, but couldn't resist returning to his alma mater to mentor the position he played as a standout student-athlete.

In his first season at Carolina, Bly mentored a group of cornerbacks that helped the Tar Heel defense become one of the nation's top five most improved units in total defense and scoring defense. UNC allowed 381 yards per game, which was a 66-yard per game improvement over the previous season, and bolstered its ranking by 54 positions. The scoring defense improved by 56 spots after holding opponents to nearly 10 points less per game. Bly oversaw a group that was forced to overcome injuries all season. Starter Patrice Rene was lost for the year midway through the second game, while the other starter, Trey Morrison, missed parts or all of six games. Bly was forced to accelerate the learning curve for true freshman Storm Duck and redshirt freshman DeAndre Hollins, who started the year as a nickelback, to go along with back-up Greg Ross. Even so, the defense ended up producing five more INTs (12) than it had the previous season.

A 2014 National Football Foundation College Football Hall of Fame and 2017 Virginia Sports Hall of Fame inductee, Bly had a brilliant career in Chapel Hill from 1996-98, helping lead the Tar Heels to back-to-back Top 10 finishes and three consecutive bowl victories. The Chesapeake, Va., native remains the only player in Atlantic Coast Conference history to earn first-team All-America honors in his first three seasons.

In 1996, Bly became the first freshman defensive player in college football history to earn consensus first-team All-America honors. That season, the Tar Heels went 10-2, beat West Virginia in the Gator Bowl, and finished No. 10 in the AP Top 25. Bly led the nation as a freshman with 11 interceptions in the regular season and added two more pass thefts in the bowl game. He was named first-team All-America by the AP, The Sporting News, the Football Writers and the Walter Camp Foundation.

When Bly repeated consensus honors in 1997, he became the first two-time consensus All-American in UNC football history. Carolina claimed an 11-1 record and a No. 4 ranking in the coaches poll and No. 6 ranking by the AP. Bly was part of a Carolina defense that finished among the top five in all major categories, including pass defense, run defense and total defense.

In 1998, Bly was named first-team All-America by the Walter Camp Football Foundation and set the ACC career record for interceptions with 20, a record that stood until 2012.

The St. Louis Rams selected Bly in the second round (41st overall) of the 1999 NFL Draft. He played 11 seasons in the NFL and had 43 career interceptions, returning five for touchdowns, and 20 forced fumbles. He was a rookie on the Rams'

Super Bowl winning team in 1999. Bly also played for Detroit, Denver and San Francisco and was twice named to the Pro Bowl.

Following his playing career, Bly ran a youth football and baseball organization in Charlotte. He also remained active in the football community, coaching at Myers Park H.S., and most recently, working as a defensive intern with the New Orleans Saints and the Miami Dolphins.

Bly and his wife Kristyn, have four sons, Trey, Jordan, AJ, and Emanuel, and a daughter, Peyton.



POSTSEASON EXPERIENCE

As a Coach

2019 Military Bowl (North Carolina)

As a Player

1998 Las Vegas Bowl (North Carolina)

1997 Gator Bowl (North Carolina)

1996 Gator Bowl (North Carolina)

DRÉ BLY • COACHING YEAR-BY-YEAR

Year	School	Position
2019	North Carolina	Cornerbacks Coach
2018	San Diego Fleet	Defensive Backs
2015-17	Myers Park HS	Assistant Coach

THE BLY FILE

Born: May 27, 1977

Hometown: Chesapeake, Va.

Wife: Kristyn

Children: daughter, Peyton, and sons, Trey, Jordan, AJ and Emanuel

Education: North Carolina, 1999



COACHING STAFF



SCOTT BOONE

**SPECIAL TEAMS COORDINATOR/
OUTSIDE LINEBACKERS COACH
FIRST YEAR AT UNC**



Scott Boone, a 37-year coaching veteran, joined the North Carolina football staff as outside linebackers coach and special teams coordinator on Jan. 10, 2019. Boone joined Mack Brown's staff following a one-year stint as a defensive analyst at Wake Forest.

In his first season at Carolina, Boone mentored a group of outside linebackers that helped the Tar Heel defense become one of the nation's most improved units in total defense, scoring defense and rushing defense. UNC allowed 381 yards per game, which was a 66-yard per game improvement over the previous season, and bolstered its ranking by 54 positions. The scoring defense improved by 56 spots after holding opponents to nearly 10 points less per game, and the rushing defense jumped 53 spots after allowing 69 yards fewer per game. In addition, the defense surged up 58 spots in opponent third-down percentage, which is the eighth-best mark nationally. As for special teams, multiple units saw improvement as the season went along with punting, punt return defense, kickoff return defense, and kickoff return leading the way.

Prior to returning to the east coast, Boone spent four seasons out west. He served as linebackers coach at Arizona during the 2017 season after spending three seasons as defensive coordinator and linebackers coach at Nevada. During his lone season at Arizona, Boone mentored two first-year linebackers to Freshman All-America honors, including Colin Schooler, who was also named Pac-12 Defensive Freshman of the Year.

Boone led a defensive resurgence during his three seasons at Nevada. The Wolf Pack yielded 34.4 points per game in 2013, the year before Boone arrived, but never allowed more than 30 points per game in the three seasons under Boone's direction.

The 2014 and '15 seasons were particularly successful for Boone. His initial Wolf Pack defense improved on previous seasons by allowing 27.2 points and 447.1 yards per game, while also making statistical strides in scoring defense, rushing defense, total defense, sacks, tackles for loss, interceptions, fumbles recovered, third down and red zone defense.

Boone set the bar even higher in year two, as Nevada improved to just 405 yards and 26.8 points allowed per game. His efforts in the 2015 season culminated with a victory in the inaugural NOVA Home Loans Arizona Bowl, which marked Nevada's fifth all-time bowl victory. Boone's unit again improved in total defense and scoring defense and grabbed 13 interceptions and recovered eight fumbles to help Nevada rank 15th nationally in turnover margin.

Player development was notable under Boone's leadership. In 2015, he helped senior DE Ian Seau, who led the conference and ranked 19th in the nation with 10.0 sacks, earn first team All-Mountain West honors. Senior DE Lenny Jones also earned second team All-MW accolades with 47 tackles and seven sacks that season. Boone's development of true freshman DB Dameon

Baber saw the rookie rank seventh in the nation with six interceptions on the season en route to earning All-MW honors.

Before he joined the Wolf Pack, Boone enjoyed a successful 10-year tenure at William and Mary, where he was a finalist for the FCS Coordinator of the Year award after guiding the Tribe defense to No. 2 in the nation in scoring defense and No. 8 nationally in total defense along with the 15th spot in third-down defense.

Boone was William and Mary's defensive coordinator for the last three seasons of his tenure and the linebackers coach for the last seven years. He also coached defensive backs for three seasons and served as the special teams coordinator for five years with the Tribe.

Prior to his 10 seasons at William and Mary, Boone was the head coach for seven seasons at Randolph-Macon, compiling a record of 37-33, including a 22-18 ledger in conference action. In 1997, Boone guided the Yellow Jackets to a share of the ODAC title, going 4-1 in league play and 8-2 overall, and garnered Richmond Touchdown Club and VaSID Small College Coach of the Year honors.

While at RMC, Boone coached 34 players to First-Team All-ODAC honors in his seven seasons. Also, 14 team and individual school records were broken under Boone.

Prior to his stint at RMC, Boone was an assistant coach at his alma mater, Wabash College in Crawfordsville, Ind., from 1983 to 1996. In Boone's 14 years as an assistant, Wabash posted an 81-38-2 record.

Boone is a member of the Wabash College Athletic Hall of Fame and was honored in 2011 for his outstanding contribution to the program. In addition to his bachelor's degree from Wabash, Boone holds a master's in higher education administration from Purdue University, which he received in 1999.

Boone was a three-sport starter at Wabash in football (wide receiver), basketball (guard) and baseball (centerfielder).

Boone married the former Jessica Spadafora in 2010, and the couple has two sons, James and Nicholas. He also has a son, Nathan, and a daughter, Delaney.



POSTSEASON EXPERIENCE

As a Coach

2019	Military Bowl (North Carolina)
2018	Birmingham Bowl (Wake Forest)
2017	Foster Farms Bowl (Arizona)
2015	Arizona Bowl (Nevada)
2014	New Orleans Bowl (Nevada)

SCOTT BOONE · COACHING YEAR-BY-YEAR

Year	School	Position
2019	North Carolina	Special teams coordinator/Outside linebackers
2018	Wake Forest	Offensive analyst
2017	Arizona	Linebackers
2014-16	Nevada	Defensive coordinator/Linebackers
2011-13	William and Mary	Defensive coordinator/Linebackers
2007-10	William and Mary	Special teams coordinator/linebackers
2006	William and Mary	Special teams coordinator/defensive backs
2004-05	William and Mary	Defensive backs
1997-2003	Randolph-Macon	Head coach
1983-96	Wabash	Assistant coach

THE BOONE FILE

Born: May 9, 1959

Hometown: Veedersburg, Ind.

Wife: Jessica

Education: Wabash, 1981



COACHING STAFF



TIM CROSS

DEFENSIVE LINE COACH
FIRST YEAR AT UNC



Tim Cross joined Mack Brown's staff at North Carolina as the defensive line coach on Nov. 30, 2018. Cross is a two-time assistant head coach at Minnesota and Air Force and also has experience in the NFL after interning with the Broncos, Texans and Vikings. He was named the Rivals Big 10 Recruiter of the Year while at Minnesota and was also a member of the Rivals Top 25 Recruiters of the year list. During his career, Cross has helped develop 56 players that went on to the NFL. He previously spent five seasons at Air Force as the defensive line coach, while also serving as assistant head coach over his final two years.

In his first season at Carolina, Cross mentored a defensive line that helped the Tar Heels become one of the nation's most improved units in total defense, scoring defense and rushing defense. UNC allowed 381 yards per game, which was a 66-yard per game improvement over the previous season, and bolstered its ranking by 54 positions. The scoring defense improved by 56 spots after holding opponents to nearly 10 points less per game, and the rushing defense jumped 53 spots after allowing 69 yards fewer per game. In addition, the defense surged up 58 spots in opponent third-down percentage, which is the eighth-best mark nationally. Two of Cross' linemen, Aaron Crawford and Jason Strowbridge, earned All-ACC recognition after combining for 91 tackles, six sacks, 14.5 TFL and six pressures.

Cross made a positive impact on the Academy's defensive unit. In 2018, his defensive line helped Air Force rank 16th nationally in rushing defense at 119.8 yards per game, and his 2016 group finished 10th in the same category at 114.2 yards per game. In his first year in 2014, the Falcons improved in scoring, rushing, passing and total defense, including having one of the nation's most improved scoring defenses with an average of 24.2 points per game, a nearly 16 point-per-game improvement. The defense ranked among the conference leaders in each category in 2015, despite being one of the youngest units in the nation with just one returning starter.

Up to the time of his departure, Air Force had produced six All-MWC first or second team defensive linemen with three coming under Cross' mentorship. Alex Hansen was a two-time All-MWC performer, including a first-team selection in 2015. Jordan Jackson earned second-team honors in 2018, while Ryan Watson led the MWC in sacks en route to first-team honors in 2016.

Prior to his time at Air Force, Cross completed his second stint at Texas, where he served as a strength and conditioning coach from 2011-13.

While serving as associate head coach and defensive line coach at Minnesota from 2007-10, Cross helped the Gophers to a +.92 turnover margin, which ranked second in the Big Ten and No. 16 in the nation in 2008. That same year, his defensive line recorded 20.5 sacks and 44 tackles for loss which ranked in the top three in the conference and in the top 25 nationally in both categories.

Cross coached defensive end D.L. Wilhite to Big Ten All-Freshman honors from The Sporting News in 2009 and saw his defensive line rack up 32 tackles for loss. He also coached defensive end Willie VanDeSteege to first-team All-Big Ten honors in 2008. VanDeSteege became the first Gopher defender to be named First-Team All-Big Ten since 2004.

Prior to his stint at Minnesota, Cross coached the defensive line at Syracuse from 2005-06, when he helped the Orange lead the Big East and finish seventh

in the nation in turnover margin at +.92. His front line at Syracuse averaged 2.8 sacks per game, which was among the nation's top 20. A big reason for the Orange's success in getting to opposing quarterbacks was Cross' work with 2006 Big East sack leader Jameel McClain. Cross also coached NFL Draft selections James Wyche and Ryan LaCasse while at Syracuse.

Cross first began working at Texas prior to going to Syracuse, serving as assistant strength coach for the Longhorns from 2001-04. He assisted in the development and implementation of the strength and speed programs for the UT football squad. Cross was responsible for creating training programs for a Doak Walker, a Butkus and a Nagurski Trophy winner. Cross also played a key role in the development of numerous All-Americans and All-Big 12 performers, and the Longhorns won at least nine games each season.

Cross began his coaching career in Colorado at Thomas Jefferson High School in Denver, serving as head coach from 1997-2000. He also spent one season as the defensive coordinator and linebackers coach at TJHS. Cross led the school to four straight league titles and a 42-game conference winning streak. While at TJHS, he mentored 14 high school All-Americans, 20 all-state selections and 31 first team all-conference players. Cross coached two consecutive Gold Helmet Award winners, an honor bestowed to high school football all-state honorees who are successful on and off the field. He also coached two future NFL first-round draft picks during his time at TJHS in Daniel Graham (New England Patriots) and Andre Woolfolk (Tennessee Titans).

A native of Clarksville, Tenn., Cross attended Gateway High School in Aurora, Colo. and is a 1990 graduate of Northern Colorado, where he was a four-year letterman in football and earned all-North Central Conference honors as a linebacker. Cross and his wife, Natalie, have four children, Keion, Mariah, Tiana and Keira.



POSTSEASON EXPERIENCE

As a Coach

2016	Arizona Bowl (Air Force)
2015	Armed Forces Bowl (Air Force)
2014	Famous Idaho Potato Bowl (Air Force)
2013	Alamo Bowl (Texas)
2012	Alamo Bowl (Texas)
2011	Holiday Bowl (Texas)
2009	Insight Bowl (Minnesota)
2008	Insight Bowl (Minnesota)
2005	Rose Bowl (Texas)
2003	Holiday Bowl (Texas)
2003	Cotton Bowl (Texas)
2001	Holiday Bowl (Texas)

TIM CROSS COACHING YEAR-BY-YEAR

Year	School	Position
2019	North Carolina	Defensive line
2017-18	Air Force	Assistant head coach/Defensive line
2014-16	Air Force	Defensive line
2011-13	Texas	Strength and conditioning
2007-10	Minnesota	Associate head coach/defensive line
2005-06	Syracuse	Defensive line
2001-04	Texas	Strength and conditioning
1997-2000	Thomas Jefferson H.S.	Head coach
1996	Thomas Jefferson H.S.	Defensive coordinator/linebackers

THE CROSS FILE

Born: June 13, 1965

Hometown: Clarksville, Tenn.

Wife: Natalie

Children: daughters, Mariah, Tiana and Keira, and son, Keion

Education: Northern Colorado, 1990





COACHING STAFF



LONNIE GALLOWAY



WIDE RECEIVERS COACH
FIRST YEAR AT UNC



Lonnie Galloway, considered one of the nation's top developers of wide-receiver talent and one of the top recruiters, joined Mack Brown's staff as wide receivers coach on Dec. 11, 2018. Galloway came to Chapel Hill after serving as co-offensive coordinator and wide receivers coach at Louisville for three seasons from 2016-18.

An Eden, N.C. native, Galloway has been an assistant at the collegiate level for the last 22 seasons, including stops at Elon (1996-02), East Carolina (2003-04), Appalachian State (2005-07), West Virginia (2008-10, 2013-15), and Wake Forest (2011-12).

In his first season at UNC, Galloway mentored a wide-receiving corps that helped Carolina rank 14th nationally in total offense at 469 yards per game and 25th in passing offense at 285 yards per game. The receiving trio of Dazz Newsome, Dyami Brown and Beau Corrales combined for 146 receptions, 2,387 yards and 25 TDs. The 25 TDs are tied for fourth in the Power 5 by a trio. Both Newsome and Brown were recognized on All-ACC teams after a regular season that saw them both finish with 947 receiving yards. Brown led the group with 11 TDs, which is tied for 13th nationally, while Newsome scored eight.

At Louisville, Galloway helped produce one of the nation's highest-scoring offenses in 2016 and '17 as the Cardinals ranked among the top-five units in total offense and among the top 11 in scoring offense. The Cardinals averaged 538.8 yards and 40.3 points per game thanks in large part to Galloway's receiving corp and Lamar Jackson, who won the Heisman Trophy in 2016.

In 2017, Louisville set school records for most total yards, while finishing fourth in passing yards and points. The Cardinals scored over 25 points and produced at least 400 yards of offense in 12 games, while passing for over 300 yards in nine contests.

Galloway saw his wide-receiver unit post outstanding numbers in 2017, with Jaylen Smith leading the way. A first-team All-ACC selection, Smith led the club with 60 receptions for 980 yards -- the highest total since 2007 -- and seven scores.

The 2016 campaign also was one of the most prolific in school history, finishing third in the nation in total offense, while scoring over 40 points seven times. The Cardinals averaged 532.7 yards per game and 42.5 points per game.

Spending two different stints at West Virginia (2008-10, 2013-15), Galloway enjoyed tremendous success in guiding the wide receivers at West Virginia. He was instrumental in developing an explosive Mountaineer offensive attack. In 2015, West Virginia was ranked 23rd nationally in total offense with 479.7 yards of offense, including 251 yards through the air.

Galloway, who has had four wide receivers drafted since 2012, tutored 2014 NFL Draft picks Kevin White and Mario Alford. White was one of the nation's top players in 2014, when he helped lead the ninth-ranked WVU passing offense in the country and the 12th-ranked offense nationally. Following the season, White was named to 16 different All-America teams and was the No. 7 pick by the Chicago Bears.

White, who was a finalist for the Biletnikoff Award and a semifinalist for the Maxwell Award, set six school records, finished No. 6 nationally in receptions per game and receiving yards per game and No. 12 in receiving touchdowns.

Alford, an All-American and a seventh-round draft selection of the Cincinnati Bengals, was No. 9 in the Big 12 in receptions per game and receiving yards per game and was No. 1 in receiving touchdowns.

In his first go-around at WVU, Galloway helped the Mountaineers to three bowl appearances, including a win over North Carolina in the 2008 Meineke Car Care Bowl. Three of WVU's touchdowns versus the Tar Heels came via the pass in a 31-30 win. The Mountaineers were co-BIG EAST champions in 2010 and also reached

the 2010 Konica Minolta Gator Bowl.

During Galloway's first stint at West Virginia, the Mountaineers went 27-12 with three consecutive 9-4 seasons. In 2010, the Mountaineers ranked second in the BIG EAST in both passing offense and total offense while leading the league in passing efficiency. WVU receiver Jock Sanders ranked second in the BIG EAST in receiving in both 2009 and '10.

Galloway was named the 2010 BIG EAST Recruiter of the Year by ESPN.com. While recruiting South Carolina, Georgia and Florida, Galloway, signed a pair of first-round selections, wide receiver Tavon Austin and defensive end Bruce Irvin.

Before joining the Mountaineers' staff, Galloway spent two seasons at Wake Forest, serving as wide receivers coach and co-passing game coordinator.

In his first season with the Demon Deacons in 2011, Galloway's wideouts were on the receiving end of a school-record 3,291 passing yards. Chris Givens was named first-team All-ACC after leading the conference in receiving yards per game (102.3). Givens also set the school record for receiving yards in a season with 1,330 on 83 catches and caught nine touchdowns. He was picked by St. Louis -- now Los Angeles -- in the fourth round of the 2012 NFL Draft.

Galloway coached for three seasons at Appalachian State, where he oversaw the split ends from 2005-07. He helped the Mountaineers to three FCS National Championships and coached three receivers who earned All-America honors.

From 2003-04, Galloway was the wide receivers coach at East Carolina, where he tutored Terrence Copper, who earned All-Conference USA honors while setting school records for receptions and receiving yards in a season.

A 1994 graduate of Western Carolina, Galloway was a four-year letterman who threw for 5,545 yards, the second-highest total in school history. He was a first team All-Southern Conference selection in 1993, when he led the Southern Conference in total offense with 231.9 yards per game. Galloway was a 2015 inductee into the Western Carolina Hall of Fame.

Galloway finished second in the nation in passing efficiency as a junior in 1992 with a 167.4 rating. He earned three SoCon Offensive Player of the Week awards and produced a 322-yard passing game against Georgia Southern in 1993. Galloway finished his career with 6,832 career total yards, while completing 355-of-639 career passes for 5,545 yards and 30 touchdowns.

After spending the 1995 season with the Charlotte Rage of the Arena Football League, Galloway started his coaching career in 1996 at Elon, where he served as the quarterbacks and wide receivers coach through 2002. During his time with the Phoenix, Galloway coached Aretka Banks, a two-time all-conference player.

Galloway and his wife Winslow are the parents of three children, Anna, Hayes and Griffith.



POSTSEASON EXPERIENCE

As a Coach

2019	Military Bowl (North Carolina)
2017	TaxSlayer Bowl (Louisville)
2016	Citrus Bowl (Louisville)
2016	Cactus Bowl (West Virginia)
2014	Liberty Bowl (West Virginia)
2011	Music City Bowl (Wake Forest)
2010	Champ Sports Bowl (West Virginia)
2010	Gator Bowl (West Virginia)
2008	Meineke Car Care Bowl (West Virginia)
2007	FCS National Champions (Appalachian State)
2006	FCS National Champions (Appalachian State)
2005	FCS National Champions (Appalachian State)

LONNIE GALLOWAY COACHING YEAR-BY-YEAR

Year	School	Position
2019	North Carolina	Wide receivers
2016-18	Louisville	Co-offensive coordinator/Wide receivers
2013-15	West Virginia	Assistant head coach/Wide receivers
2011-12	Wake Forest	Wide receivers/Co-passing game coordinator
2008-10	West Virginia	Wide receivers
2005-07	Appalachian State	Split ends
2003-04	East Carolina	Wide receivers
1996-2002	Elon	Quarterbacks/Wide receivers

THE GALLOWAY FILE

Born: May 11, 1971
Hometown: Eden, N.C.
Wife: Winslow
Children: daughter, Anna, and sons, Hayes and Griffith
Education: Western Carolina, 1994



COACHING STAFF



ROBERT GILLESPIE



**RUNNING BACKS COACH
SECOND YEAR AT UNC**



Robert Gillespie joined the Carolina football staff on March 21, 2018 to serve as running backs coach under then-head coach Larry Fedora. When Mack Brown was hired following the '18 season, Gillespie was retained and continues to coach running backs.

Over the course of his 14-year career in coaching, Gillespie has produced 10 NFL running backs, including 2017 Offensive Rookie of the Year Alvin Kamara. Including Kamara, Gillespie mentored three NFL backs at Tennessee, three at Oklahoma St. and two each at South Carolina and West Virginia.

In his second season at UNC, Gillespie guided a group of running backs who helped Carolina rank 14th nationally in total offense at 469 yards per game, while posting 184 rushing yards per game, which was good for fourth in the ACC. The running back trio of Michael Carter, Javonte Williams and Antonio Williams combined for 354 carries, 2,073 yards (5.9 ypc) and nine TDs, while catching 36 passes for 312 yards and three TDs. Carter and Javonte Williams both earned All-ACC recognition after they each posted at least 1,000 all-purpose yards. In fact, Carolina is one of eight schools nationally and one of three Power 5 programs that has two running backs who posted at least 1,000 all-purpose yards.

In his first season at UNC, Gillespie helped produce a rushing attack that averaged 193 yards per game and 5.3 yards per carry, which was tied for 19th nationally. In total, the Tar Heels scored 19 rushing touchdowns, led by five each from junior Antonio Williams and freshman Javonte Williams. Williams, Williams and sophomore Michael Carter each averaged better than five yards per attempt in 2018, with Carter's 7.1 average good for fifth among ACC running backs.

Gillespie came to Carolina after five seasons at Tennessee, where he served as assistant head coach and recruiting coordinator in addition to working with the Vols' running backs. While in Knoxville, Gillespie worked with several talented backs, including Kamara, John Kelly and Rajion Neal.

Prior to his time at UT, Gillespie tutored running backs at West Virginia, Oklahoma State and South Carolina. He spent two seasons at WVU (2011-12) and helped the Mountaineers to the 2011 BIG EAST title.

Gillespie spent a pair of seasons as the running backs coach at Oklahoma State (2009-10). The Cowboys led the Big 12 in rushing and finished 22nd nationally in 2009, posting 187.8 yards per game. In 2010, the Gillespie-led group notched 174.4 yards rushing per game in support of the nation's third-best offense. During his tenure in Stillwater, Gillespie coached future NFL running backs Kendall Hunter and Keith Toston, with Hunter earning consensus All-America honors in 2010.

After starting his coaching career as a graduate assistant at South Carolina in 2005, Gillespie spent the next three seasons in Columbia coaching running backs. He mentored Cory Boyd to back-to-back seasons of

at least 800 yards. Boyd tallied 1,726 yards over those two seasons and scored 17 TDs before being selected in the 2008 NFL Draft.

Gillespie was a four-year letterman at Florida, where he rushed for 1,854 career yards from 1998 to 2001. The Hattiesburg, Miss. native still ranks second all-time for the Gators in receptions (96) and receiving yards (1,091) by a running back. Gillespie served as team captain in 2001, helping lead the Gators to a 56-23 Orange Bowl victory over Maryland and a No. 3 final national ranking in the AP and Coaches Poll. He also helped lead Florida to an SEC Championship in 2000. Gillespie went on to play in the NFL with Washington (2002-03) and Jacksonville (2003) before getting into coaching.

Gillespie and his wife Crystal have two daughters, Nola and Sadie, and a son, Wynston.

POSTSEASON EXPERIENCE

As a Coach

2019	Military Bowl (North Carolina)
2016	Music City Bowl (Tennessee)
2016	Outback Bowl (Tennessee)
2015	TaxSlayer Bowl (Tennessee)
2012	Pinstripe Bowl (West Virginia)
2012	Orange Bowl (West Virginia)
2010	Alamo Bowl (Oklahoma St.)
2009	Outback Bowl (South Carolina)
2006	Liberty Bowl (South Carolina)
2005	Independence Bowl (South Carolina)

As a Player

2002	Orange Bowl (Florida)
2001	Sugar Bowl (Florida)
2000	Citrus Bowl (Florida)
1999	Orange Bowl (Florida)

ROBERT GILLESPIE COACHING YEAR-BY-YEAR

Year	School	Position
2018 -	North Carolina	Running backs
2013-17	Tennessee	Assistant head coach/Running backs/Recruiting coordinator
2011-12	West Virginia	Running backs
2009-10	Oklahoma State	Running backs
2006-08	South Carolina	Running backs
2005	South Carolina	Graduate assistant

THE GILLESPIE FILE

Born: November 2, 1979
Hometown: Hattiesburg, Miss.
Wife: Crystal
Children: daughters, Nola and Sadie, and son, Wynston
Education: Florida, 2005





COACHING STAFF



STACY SEARELS

OFFENSIVE LINE COACH
FIRST YEAR AT UNC



Stacy Searels brings a wealth of coaching experience to North Carolina after being named offensive line coach by Mack Brown on Jan. 10, 2019. Searels, who most recently oversaw the o-line at Miami, spent three years with Brown at Texas (2011-13), including one season as the Longhorns' assistant head coach.

After four seasons playing professionally, Searels started his coaching career as a graduate assistant at his alma mater Auburn in 1992. He tutored the offensive line at Appalachian State (1994-2000), Cincinnati (2001-02), LSU (2003-06) and Georgia (2007-10) before heading to Austin. Searels spent five seasons in the ACC before coming to Carolina, coaching the offensive line at Virginia Tech (2014-15) and Miami (2016-18).

In his first season at Carolina, Searels mentored an offensive line that helped UNC rank 14th nationally in total offense at 469 yards per game and fourth in the ACC in rushing yards at 184 yards per game, despite playing most of the season with only one senior and no junior offensive linemen. In fact, outside of seniors Charlie Heck and Nick Polino, who missed a large portion of the season due to injury, the rest of the offensive line that ended up in the rotation had combined to start only one game entering 2019. Heck led the group and earned second-team All-ACC honors.

During his time in Miami, a number of Searels offensive linemen earned recognition for their performance. In 2018, senior Tyree St. Louis was an honorable mention All-ACC selection, while four offensive linemen were recognized with All-ACC honors in 2017. Freshman right guard Navaughn Donaldson earned Freshman All-America recognition from ESPN and the Football Writers Association of America (FWAA).

In 2016, senior offensive lineman Danny Isidora earned third-team ACSMA All-ACC honors and Miami's offensive line played a key role in running back Mark Walton becoming just the 11th 1,000-yard rusher in Miami history.

Searels spent two seasons at Virginia Tech helping the Hokies produce bowl victories in both 2014 and '15. The '15 unit opened holes for freshman running back Travon McMillan to go over 1,000 yards on the season.

Prior to heading to Virginia Tech, Searels had his first opportunity to coach with Mack Brown at Texas. In his final season in 2013, Searels' line enabled the Longhorns to finish 36th in the country in rushing offense and 17th in sacks allowed per game. Trey Hopkins was named first-team All-Big 12, while Donald Hawkins secured a spot on the second team.

In 2012, the offensive line, which was without a senior starter, allowed the opposition to post just 4.1 tackles for loss per game, which tied for third in the country. Offensive guard Mason Walters and fellow junior guard Trey Hopkins, both all-league selections, led a unit that allowed just 1.2 sacks per contest, a mark that was tied for the 23rd-lowest total in the FBS. The Texas offense also finished 23rd in the nation in scoring at 35.7 points per game.

During his first season at Texas, Searels helped the Longhorns rank 21st nationally and third in the Big 12 with 210.4 rushing yards per game. His unit paved the way for two 400-yard rushing games and six outings with 200 or more rushing yards. The 441 rushing yards against Kansas and 439 versus Texas Tech were two of just six 400-yard rushing performances by Texas since 1980. Senior OG David Snow earned first-team All-Big 12 honors and went on to sign a free-agent contract with the Buffalo Bills, while sophomore OG Mason Walters was named to the sec-

ond team. OT Josh Cochran (first team) and C Dominic Espinosa (second team) both earned Freshman All-America honors.

Searels joined the Longhorns after coaching the offensive line at Georgia for four seasons (2007-10). He added the duties of running-game coordinator in 2009. During his time in Athens, the Bulldogs ranked in the Top 25 in the nation in fewest sacks allowed three times, including ranking sixth and leading the SEC in 2009 with just 12.

In 2010, Georgia finished the season ranked 30th in the nation in scoring offense with an average of 32.1 points per game. That included a seven-game stretch to end the regular season where the offensive line helped the team average 41 per contest. During that time, the Bulldogs scored no fewer than 31 points and topped the 40-point mark five times. Senior Clint Boling led the line and was named to the Pro Football Weekly All-America Team, along with being a first-team All-SEC selection.



Boling also earned first-team All-SEC honors in 2008 and '09 under Searels. In 2009, Georgia completed an 8-5 season with a win over Texas A&M in the Independence Bowl. The Bulldogs averaged 161.0 rushing yards per game and ranked sixth in the nation in fewest sacks allowed.

In 2008, Searels took a line that was led by Boling, but also featured three freshman starters, and the unit ranked 21st nationally in fewest sacks allowed with 17. The offense also ranked 22nd in total offense (426.0 ypg), 29th in scoring offense (31.5 ppg) and 16th in passing offense (277.7 ypg).

Even while blocking for a high-powered passing attack, the line helped RB Knowshon Moreno garner All-America honors from the American Football Coaches Association en route to becoming a finalist for the Doak Walker Award. Georgia finished the season 10-3 and ranked No. 13/10 after defeating Michigan State in the Capital One Bowl.

In his first season at Georgia, as in 2008, Searels was faced with starting three freshmen, one of whom was Boling, whom he helped earn Freshman All-America honors in 2007. He also guided C Fernando Velasco to second-team All-SEC recognition. Behind that line, Moreno earned first-team All-SEC honors and the Bulldogs completed an 11-2 campaign that ended in a Sugar Bowl win over Hawaii and a final ranking of No. 2/3. The offense averaged 177.2 rushing yards per game, while ranking 34th in the nation in scoring offense (32.6 ppg) and 13th in fewest sacks allowed (15).

Searels arrived at Georgia after serving four years coaching the offensive line at LSU from 2003-06. During that time, the Tigers won a National

COACHING STAFF



Championship (2003), an SEC Championship (2003), and two SEC West titles (2003 and 2005), while compiling a 44-8 record.

Searels made a habit of producing All-America linemen for LSU. He coached two first-team All-Americans in Stephen Peterman and Rimington Award winner Ben Wilkerson and a second-team All-America selection in Andrew Whitworth. Five of his Tigers linemen earned spots on NFL rosters.

In addition, during that four-year stretch, LSU's offensive line produced a pair of first-team Academic All-Americans in Rodney Reed and Rudy Niswanger. LSU had an offensive lineman named first-team Academic All-America in four straight years. Niswanger became one of the most decorated student-athletes in school history in 2005, winning the Draddy Trophy as college football's top scholar-athlete, as well as being the inaugural recipient of the Wuerffel Trophy.

LSU's offensive unit in 2006 finished first in the SEC in total offense (417.5 ypg/11th NCAA) and scoring offense (33.7 ppg/ninth NCAA), second in rushing offense (165.8/31st NCAA) and third in passing offense (251.7/18th NCAA) and fewest sacks allowed (19/24th NCAA). The Tigers closed that season ranked third in both polls with an 11-2 record.

In Searels first season at LSU, the Tigers went 13-1 and won the 2003 National Championship with a 21-14 win over Oklahoma in the Sugar Bowl. The offense finished the season ranked 19th in the nation in scoring offense (33.9 ppg), 27th in rushing offense (185.7 ypg), 31st in total offense (418.4 ypg) and 11th in pass efficiency (149.0).

Searels joined the staff at LSU after a two-year stint as offensive line coach at Cincinnati. While with the Bearcats, Cincinnati played in two bowl games and won the school's first conference title since 1964 by capturing the 2002 Conference USA crown.

Prior to joining Cincinnati, Searels served as an assistant coach at Appalachian State from 1994-2000, helping the I-AA Mountaineers to five playoff appearances and a pair of Southern Conference titles.

While at Appalachian State, Searels was presented with the NCAA Award of Valor, recognizing him for his act of courage following a head-on collision involving a van carrying members of the Mountaineers football team and support staff on Sept. 30, 2000.

Searels got his start in coaching as a graduate assistant at Auburn in 1992, working with a Tigers squad that posted a perfect 11-0 mark in 1993.

A three-year starter on the offensive line at Auburn, Searels earned first-team All-America honors from both the Associated Press and Football News as a senior in 1987. He blocked for Heisman Trophy winner Bo Jackson in 1985 and All-America Brent Fullwood in 1986. Searels was a first-team All-SEC selection as both a junior and senior, and he was honored with the team's Ken Rice Award as the school's best blocking lineman in 1987.

Searels played in both the Japan Bowl and the Senior Bowl before becoming a fourth-round draft pick by the San Diego Chargers in 1988. He played two seasons with the Chargers before moving to the Miami Dolphins in 1990. He ended his professional career in 1991 with the New York/New Jersey Knights of the World League of American Football.

A native of Trion, Ga., Searels graduated from Auburn with a degree in marketing and transportation in 1990. He added a master's degree in higher education administration from Auburn in 1995.

Searels is married to the former Patricia Hale, and they have two daughters, Taylor and Savannah.

POSTSEASON EXPERIENCE

As a Coach

2019	Military Bowl (North Carolina)
2018	New Era Pinstripe Bowl (Miami)
2017	Capital One Orange Bowl (Miami)
2016	Russell Athletic Bowl (Miami)
2015	Independence Bowl (Virginia Tech)
2014	Military Bowl (Virginia Tech)
2013	Alamo Bowl (Texas)
2012	Alamo Bowl (Texas)
2011	Holiday Bowl (Texas)
2010	Liberty Bowl (Georgia)
2009	Independence Bowl (Georgia)
2009	Capital One Bowl (Georgia)
2008	Sugar Bowl (Georgia)
2007	Sugar Bowl (LSU)
2005	Peach Bowl (LSU)

As a Coach

2005	Capital One Bowl (LSU)
2004	Sugar Bowl (LSU)
2002	New Orleans Bowl (Cincinnati)
2001	Motor City Bowl (Cincinnati)

As a Player

1988	Sugar Bowl (Auburn)
1987	Citrus Bowl (Auburn)
1986	Cotton Bowl (Auburn)
1984	Liberty Bowl (Auburn)
1984	Sugar Bowl (Auburn)

STACY SEARELS COACHING YEAR-BY-YEAR

Year	School	Position	Year	School	Position
2019	North Carolina	Offensive line	2010	Georgia	Running game coordinator/ Offensive line
2016-18	Miami	Offensive line			Offensive line
2014-15	Virginia Tech	Offensive line	2007-09	Georgia	Offensive line
2013	Texas	Assistant head coach/ Offensive line	2003-06	LSU	Offensive line
		Offensive line	2001-02	Cincinnati	Offensive line
2011-12	Texas	Offensive line	1994-2000	Appalachian State	Offensive line
			1992-93	Auburn	Graduate assistant

THE SEARELS FILE

Born: May 19, 1965
Hometown: Trion, Ga.
Wife: Patricia
Children: daughters, Taylor and Savannah
Education: Auburn, 1990



SENIOR ADVISORS TO THE HEAD COACH



KEN BROWNING

SENIOR ADVISOR TO THE HEAD COACH
19TH YEAR AT UNC



Ken Browning returned to the Carolina football program as a volunteer Senior Advisor to the Head Coach in early 2019. Browning is considered one of the top football coaches in North Carolina at both the high school and collegiate level.

The longest tenured football coach in University of North Carolina history, Browning spent 18 seasons with the Tar Heels. He coached on the offensive and defensive side of the ball at UNC. In 18 seasons in Chapel Hill, Browning developed a number of outstanding players, including first-round NFL Draft picks Vonnie Holliday (DT), Marcus Jones (DT/DE) and Ryan Sims (DT) and second-round picks Rick Terry (DT) and Russell Davis (DT). Sports Illustrated selected North Carolina's defensive tackles, which Browning coached, in its positional "Dream Team" in its 1998 preseason college football issue. In 2002, Sims, who played under Browning for three years, was selected by the Kansas City Chiefs in the first round.

With Browning on the defensive side of the ball, the Tar Heels led the ACC in total defense from 1995-97 and finished No. 2 in the nation in yards allowed in 1996 and '97. The Tar Heels were third in the country against the run in 1996 allowing 73.9 yards per game. In 1997, Carolina was fourth in the nation stopping the run as opponents averaged 77.9 yards per contest. UNC held opponents to less than 50 yards rushing in six games and less than 100 yards in nine of 12 games.

Promoted to defensive coordinator in 2000, Browning directed a UNC squad that set a school record with an ACC-best 53 sacks (led the nation). Carolina finished 19th in the nation against the run, allowing just 103.5 yards per game, and was second in the league and 30th in the nation in total defense. Browning has coached in some of the most memorable Carolina football games. He has been a part of 11 bowl games and was on the staff in 1996-97 when UNC had a combined record of 21-3 and finished ranked in the top 10 both seasons.

At the high school level, Browning compiled a 214-54-6 mark as head coach at Ledford High School from 1970-76 and at Northern High School in Durham from 1976-93, which included 10 straight league crowns. His Knight teams went 43-2 during his last three years and earned the NCHSAA state 4-A crown in 1993.

Browning was head coach of the North Carolina Shrine Bowl team in 1993, was named AP High School Coach of the Year in 1992 and '93, and is a member of the Northern Hall of Fame, Guilford College Sports Hall of Fame and the NCHSAA Hall of Fame. He became only the third coach to win both the state title and Shrine Bowl in the same year. In 2011, Browning received the Outstanding Contribution to Amateur Football Award by the National Football Foundation and the College Football Hall of Fame. In addition, a number of his former players and assistant coaches went on to be high school head coaches.

Browning and his wife, Susan, have three sons, Chuck, John and Joe.



DARRELL MOODY

SENIOR ADVISOR TO THE HEAD COACH
12TH YEAR AT UNC



Darrell Moody, who has spent the better part of two decades as an NFL scout, returned for his third stint at UNC on Jan. 10, 2019 and will serve as the Senior Advisor to the Head Coach. During his coaching career, Moody served as the offensive coordinator at Tulane, North Carolina and Clemson.

Moody spent 11 seasons on the UNC coaching staff, including eight years with Brown from 1988-95. A respected offensive mind, Moody primarily coached running backs in his time at Carolina.

In total, Moody spent 31 years as a collegiate coach with stops at N.C. State (1973-74, 77-79, 97), Southern Miss (1975), LSU (1980-83), Appalachian State

(1984), Tulane (1985-87), North Carolina (1988-95, 1998-2000) and Clemson (1996). Moody also coached at Asheboro H.S. (1971-72) and served as the offensive coordinator at Eastern Randolph H.S. in Ramseur in 2001.

After three decades on the sidelines, Moody became a scout for the San Diego Chargers in 2002. He worked for 17 years as a national and regional scout for the San Diego Chargers (2002-09), Buffalo Bills (2010-14) and San Francisco 49ers (2015-18).

A native of Asheboro, N.C., Moody played quarterback and shortstop on the baseball team at N.C. State from 1968-70, where he earned a degree in economics and a master's in vocational education.



SPARKY WOODS

SENIOR ADVISOR TO THE HEAD COACH
FIRST YEAR AT UNC



Sparky Woods, a 40-year veteran in coaching with over a decade worth of head-coaching experience, was hired by Mack Brown on Jan. 10, 2019 to serve as Senior Advisor to the Head Coach. Prior to coming to Chapel Hill, Woods coached running backs and was the co-special teams coordinator.

During his four seasons in Richmond (2015-18), one of which ended in the FCS Semifinals, Woods mentored Deontez Thompson, who became the first freshman in program history to rush for over 1,000 yards, earning Freshman All-America accolades. Thompson was just the 13th player in program history to reach 1,000-plus yards rushing, while also piling up nearly 500 yards receiving. Woods also guided Jacobi Green, who earned All-America and All-CAA accolades after gaining over 1,600 yards and 21 touchdowns, two of the best single-season marks in program history. Woods also served as Richmond's recruiting coordinator in 2015 and 2016, helping the Spiders to back-to-back high-profile recruiting classes.

Prior to Richmond, Woods spent seven seasons as the head coach at VMI (2008-14) and four years coaching running backs at Alabama (2003-06). While in Tuscaloosa, Woods coached Tide running back Kenneth Darby to two consecutive 1,000-yard seasons and Shaud Williams, who led the SEC in rushing yardage in 2003 and was a semifinalist for the Doak Walker award. The Tide led the SEC in rushing for three consecutive seasons (2003-05).

Before his time in Tuscaloosa, Woods served as offensive coordinator and quarterbacks coach at Memphis (1995-96), Virginia (1997-98), and Mississippi State (1999-02). In 1994, he was part of the New York Jets staff as an offensive assistant.

Woods' first head coaching experience began in 1984 when he turned Appalachian State into a I-AA power, guiding the Mountaineers to a 38-19-2 mark, two Southern Conference titles and two I-AA playoff appearances over his five seasons (1984-88). The Southern Conference tabbed Woods as Coach of the Year three consecutive times (1985-87) and he was also named Kodak Region II Coach of the Year in 1986.

After his time at Appalachian State, Woods took over at South Carolina, guiding them to back-to-back six wins seasons to start his five-year tenure in Columbia (1989-93).

Woods is a 1976 graduate of Carson-Newman, where he played quarterback and defensive back. He began his coaching career at Tennessee later that year. In 1977, he moved to Kansas before serving one year as defensive backs coach at North Alabama in 1978. From 1979-82, he coached at Iowa State, handling the receivers, before joining Appalachian State in 1983 as offensive coordinator, quarterbacks and running backs coach under Mack Brown. One year later, Woods was named head coach at Appalachian State.

Woods and his wife, Jean Ann, have two children, a daughter, Emily, and a son, Casey who is on the UAB football staff. Casey and his wife Lauren have two children, Waverly and Sawyer.



TEAM & COACHING RECORDS

ATLANTIC COAST CONFERENCE CHAMPIONSHIPS

1963 (shared, 9-2 overall, 6-1 ACC) • Coach Jim Hickey
 1971 (9-3 overall, 6-0 ACC) • Coach Bill Dooley
 1972 (11-1 overall, 6-0 ACC) • Coach Bill Dooley
 1977 (8-3-1 overall, 5-0-1 ACC) • Coach Bill Dooley
 1980 (11-1 overall, 6-0 ACC) • Coach Dick Crum
 2015 Coastal (11-3 overall, 8-0 ACC) • Coach Larry Fedora

SOUTHERN CONFERENCE CHAMPIONSHIPS

1922 (shared, 9-1 overall) • Coaches: Bill Fetzer, Bob Fetzer
 1934 (7-1-1 overall) • Coach Carl Snavely
 1937 (7-1-1 overall) • Coach Ray Wolf
 1946 (8-2-1 overall) • Coach Carl Snavely
 1949 (7-4 overall) • Coach Carl Snavely

POSTSEASON BOWL APPEARANCES

(33 total, 14 wins, 19 losses)

- 1947 Sugar, lost to Georgia, 20-10
- 1949 Sugar, lost to Oklahoma, 14-6
- 1950 Cotton, lost to Rice, 27-13
- 1963 Gator, defeated Air Force, 35-0
- 1970 Peach, lost to Arizona State, 48-26
- 1971 Gator, lost to Georgia, 7-3
- 1972 Sun, defeated Texas Tech, 32-28
- 1974 Sun, lost to Mississippi State, 26-24
- 1976 Peach, lost to Kentucky, 21-0
- 1977 Liberty, lost to Nebraska, 21-17
- 1979 Gator, defeated Michigan, 17-15
- 1980 Bluebonnet, defeated Texas, 16-7
- 1981 Gator, defeated Arkansas, 31-27
- 1982 Sun, defeated Texas, 26-10
- 1983 Peach, lost to Florida State, 28-3
- 1986 Aloha, lost to Arizona, 30-21
- 1993 Peach, defeated Mississippi St., 21-17
- 1993 Gator, lost to Alabama, 24-10
- 1994 Sun, lost to Texas, 35-31
- 1995 Carquest, defeated Arkansas, 20-10
- 1997 Gator, defeated West Virginia, 20-13
- 1998 Gator, defeated Virginia Tech, 42-3
- 1998 Las Vegas, defeated SDSU, 20-13
- 2001 Peach, defeated Auburn, 16-10
- 2004 Continental Tire, lost to Boston College, 37-24

- 2008 Meineke Car Care Bowl, lost to West Virginia, 31-30
- 2009 Meineke Car Care Bowl, lost to Pittsburgh, 19-17
- 2010 Franklin American Mortgage Music City Bowl, defeated Tennessee, 30-27 (2OT)
- 2011 Advocate V100 Independence Bowl, lost to Missouri, 41-24
- 2013 Belk Bowl, defeated Cincinnati, 39-17
- 2014 Quick Lane Bowl, lost to Rutgers, 40-21
- 2015 Russell Athletic Bowl, lost to Baylor, 49-38
- 2016 Sun Bowl, lost to Stanford, 25-23

FINAL NATIONAL POLL RANKINGS

MEDIA - Associated Press

1937	19
1946	9
1947	9
1948	3
1949	16
1972	12
1977	17
1979	15
1980	10
1981	9
1982	18
1992	19
1993	21
1995	27
1996	10
1997	6
2015	15

United Press International from 1950-1992

1963	19
1971	18
1972	T14
1977	14
1979	14
1980	9
1981	8
1982	13
1992	18

COACHES

ESPN/USA Today from 1993-present

1993	19
1994	21
1995	29
1996	10
1997	4
2015	15

LARGEST VICTORY MARGINS

- 66 vs. Idaho (66-0) in 2012
- 65 vs. Virginia Medical (65-0) in 1914
- 65 vs. Wake Forest (65-0) in 1928
- 64 vs. Auburn (64-0) in 1892
- 62 vs. Ohio (62-0) in 1995
- 62 vs. Elon (62-0) in 2012
- 61 vs. Virginia (61-0) in 1935
- 60 vs. Tennessee (60-0) in 1893
- 60 vs. Old Dominion (80-20) in 2013
- 59 vs. Wake Forest (62-3) in 1922

LARGEST MARGINS OF DEFEAT

- 66 by Virginia (66-0) in 1912
- 55 by Louisville (69-14) in 2005
- 53 by Yale (53-0) in 1923
- 52 by Maryland (59-7) in 2002
- 52 by Virginia Tech (59-7) in 2017
- 50 by Florida (52-2) in 1969

WINNINGEST SEASONS

1972	11-1
1980	11-1
1997	11-1
2015	11-3
1914	10-1
1981	10-2
1996	10-2
1993	10-3
1898	9-0
1922	9-1
1929	9-1
1948	9-1-1
1963	9-2
1971	9-3
1976	9-3
1992	9-3

CAROLINA'S HEAD COACHING RECORDS

Coach	Tenure	Years	W	L	T
Hector Cowan	1889 (spring)	1	2	2	0
V.K. Irvine	1894	1	6	3	0
T.C. Trenchard	1895, 1913-15	4	26	9	2
Gordon Johnston	1896	1	3	4	1
W.A. Reynolds	1897-1900	4	27	7	4
Charles Jenkins	1901	1	7	2	0
H.B. Olcott	1902-03	2	11	4	3
R.R. Brown	1904	1	5	2	2
William Warner	1905	1	4	3	1
W.S. Keinholz	1906	1	1	4	2
Otis Lamson	1907	1	4	4	1
Edward Green	1908	1	3	3	3
A.E. Brides	1909-10	2	8	8	0
Branch Bocock	1911	1	6	1	1
W.C. Martin	1912	1	3	4	1
Thomas Campbell	1916, 1919	2	9	7	1
M.E. Fuller	1920	1	2	6	0
Bob Fetzer & Bill Fetzer	1921-25	5	30	12	4
Chuck Collins	1926-33	8	38	31	9
Carl Snavely	1934-35, 1945-52	10	59	35	5
Ray Wolf	1936-41	6	38	17	3
Jim Tatum	1942, 1956-58	4	19	17	3
Tom Young	1943	1	6	3	0
Gene McEver	1944	1	1	7	1
George Barclay	1953-55	3	11	18	1
Jim Hickey	1959-66	8	36	45	0
Bill Dooley	1967-77	11	69	53	2
Dick Crum	1978-87	10	72	41	3
Mack Brown	1988-1997, 2019	11	75	52	1
Carl Torbush	1997*-2000	3	17	18	0
John Bunting	2001-06	6	27	45	0
Butch Davis	2007-10	4	28^	23	0
Everett Withers	2011	1	7	6	0
Larry Fedora	2012-18	7	45	43	0

*Torbush coached Carolina's final game in 1997

^16 wins later vacated due to NCAA penalty (revised record 12-23-0)

MOST WINS

1. Mack Brown, 1988-97	75
2. Dick Crum, 1978-87	72
3. Bill Dooley, 1967-77	69
4. Carl Snavely, 1934-35, 1945-52	59
5. Larry Fedora, 2012-18	45
6. Chuck Collins, 1926-33	38
Ray Wolf, 1936-41	38
8. Jim Hickey, 1959-66	36
9. Bob Fetzer & Bill Fetzer, 1921-25	30
10. Butch Davis, 2007-10	*28
11. W.A. Reynolds, 1897-1900	27
John Bunting, 2001-06	27

*16 wins later vacated due to NCAA penalty (revised wins 12)

MOST YEARS

1. Mack Brown, 1988-97, 2019	11
Bill Dooley, 1967-77	11
3. Carl Snavely, 1934-35, 1945-52	10
Dick Crum, 1978-87	10

MISCELLANEOUS TEAM RECORDS

Most Consecutive Victories: 14 (1898-99)
Most Consecutive Victories in One Season: 11 (2015)
Most Consecutive Games Without a Loss: 17 (1947-48)
Most Consecutive Victories at Home: 21 (Nov. 3, 1893 to Oct. 6, 1900)
Most Consecutive Home Games Without a Loss: 68 (Nov. 3, 1893 to Oct. 16, 1920)
Most Consecutive Losses: 12 (1966-67)
Most Consecutive Home Losses: 11 (2002-03)
Most Consecutive Games Without Being Shutout: 96 (1977-85)
Most Consecutive Regular-Season Games Without Being Shutout: 133 (1973-85)
Most Consecutive Shutouts: 7 (1901-02 and 1903-04)





TOTAL OFFENSE RECORDS/ALL-PURPOSE RECORDS

MOST YARDS GAINED BY A FRESHMAN

Game: 405 by Sam Howell at NC State, 2019 (4 rushing, 401 passing)
Season: 3,329 by Sam Howell, 2019 (3,347 passing, -18 rushing)

MOST YARDS GAINED IN FIRST GAME OF CAREER

251 by Sam Howell vs. South Carolina, 2019 (245 passing, 6 rushing)

MOST YARDS GAINED, TWO, THREE & FOUR CONSECUTIVE GAMES

2 Games: 898 by Marquise Williams, 2014 (435 vs. Notre Dame, 463 vs. Georgia Tech); by Mitch Trubisky, 2016 (458 vs. James Madison, 440 vs. Pittsburgh)

3 Games: 1,297 by Mitch Trubisky, 2016 (458 vs. James Madison, 440 vs. Pittsburgh, 399 vs. Florida State)

4 Games: 1,604 by Mitch Trubisky, 2016 (307 vs. Illinois, 458 vs. James Madison, 440 vs. Pittsburgh, 399 vs. Florida State)

MOST YARDS GAINED AGAINST ONE OPPONENT

Career: 1,265 by Marquise Williams vs. Duke, 2012-15 (40 in 2015, 327 in 2013, 374 in 2014, 524 in 2015)

HIGHEST AVERAGE GAIN PER PLAY

Game: (Min. 25 plays) 14.66 by Marquise Williams vs. Old Dominion, 2013 (32 for 469)

Season: (Min. 1,000 yards) 8.75 by Rod Elkins, 1980 (116 for 1015)

Career: (Min. 3,000 yards) 7.52 by Mitch Trubisky, 2014-16 (692 for 5,201)

MOST TOUCHDOWNS RESPONSIBLE FOR (TOUCHDOWNS SCORED, PASSED FOR & RECEIVING)

Game: 6 by Kelvin Bryant vs. East Carolina, 1981 (scored 6) - *ACC Record

Season: 38 by Marquise Williams, 2015 (rushed for 13, passed for 24, caught 1)

Career: 99 by Marquise Williams, 2012-15 (rushed for 35, passed for 61, caught 3)

TOTAL OFFENSE

SINGLE-GAME HIGHS

721 vs. Old Dominion, 2013	W, 80-20
714 vs. Maryland, 1993	W, 59-42
704 vs. Duke, 2015	W, 66-31
675 vs. VMI, 1969	W, 61-11
654 vs. Western Carolina, 2018	W, 49-26
643 vs. Army, 1982	W, 62-8
637 vs. Ohio, 1995	W, 62-0
635 vs. James Madison, 2016	W, 56-28
620 at NC State, 2019	W, 41-10
616 vs. Duke, 1970	W, 59-34
613 vs. The Citadel, 1986	W, 45-14
611 vs. Western Carolina, 2017	W, 65-10
605 at Duke, 1986	W, 42-35
604 vs. Virginia, 1935	W, 61-0
600 vs. Virginia, 1943 (Norfolk)	W, 54-7

SINGLE-GAME LOWS

7 vs. Yale, 1944	L, 6-13
28 vs. Army, 1944	L, 0-46
31 vs. Wake Forest, 1944	L, 0-7
36 vs. Duke, 1932	L, 0-7
56 vs. Tennessee, 1950	L, 0-16
66 vs. Wake Forest, 1941	L, 0-13
73 vs. Florida, 1933	L, 0-9
73 vs. Florida State, 1997	L, 3-20
74 vs. Virginia, 1950	L, 13-44
85 vs. Texas, 1952	L, 7-28



Despite missing two games, Giovani Bernard (above) had 1,981 all-purpose yards in 2012. He ranked fourth in the nation in all-purpose yards per game.



A terrific kick returner and tailback, T.J. Logan finished his career with 4,926 all-purpose yards.

ALL-PURPOSE YARDAGE LEADERS (RUSHING, RECEIVING & ALL RETURN YARDAGE)

CAREER

Rk.	Name, Years	Yards
1.	Leon Johnson, 1993-96	5,828
2.	Don McCauley, 1968-70	5,014
3.	Amos Lawrence, 1977-80	4,928
4.	T.J. Logan, 2013-16	4,926
5.	Brandon Tate, 2005-08	4,744
6.	Charlie Justice, 1946-49	4,670
7.	Mike Voight, 1973-76	4,472
8.	Eric Blount, 1988-91	4,391
9.	Ryan Switzer, 2013-16	4,135
10.	Kelvin Bryant, 1979-82	3,795

SEASON

Rk.	Name, Year	Yards
1.	Don McCauley, 1970	2,021
2.	Giovani Bernard, 2012	1,981
3.	Leon Johnson, 1996	1,832
4.	Don McCauley, 1969	1,770
5.	Brandon Tate, 2007	1,765
6.	James Betterson, 1974	1,647
7.	Giovani Bernard, 2011	1,615
8.	T.J. Logan, 2016	1,584
9.	Charlie Justice, 1946	1,557
10.	Elijah Hood, 2015	1,534
	Michael Carter, 2019	1,503

GAME

Rk.	Name, Opponent, Year	Yards
1.	Brandon Tate vs. McNeese State, 2009	397 (93 receiving, 106 rushing, 142 punt return, 56 kickoff return)

MISCELLANEOUS ALL-PURPOSE YARDAGE RECORDS

MOST PLAYS

Game: 47 by Don McCauley vs. Duke, 1970 (all rushes); by Mike Voight vs. Duke, 1976 (all rushes)

Season: 342 by Don McCauley, 1970 (324 rushes, 15 receptions, 3 returns)

Career: 993 by Leon Johnson, 1993-96 (797 rushes, 151 receptions, 45 returns)

MOST YARDS GAINED

Game: 397 by Brandon Tate vs. McNeese State, 2008 (106 rushing, 93 receiving, 142 punt return, 56 kickoff return)

Season: 2,021 by Don McCauley, 1970 (1720 rushing, 235 receiving, 66 returns)

Career: 5,828 by Leon Johnson, 1993-96 (3,693 rushing, 1,288 receiving, 847 returns)

MOST YARDS GAINED BY A FRESHMAN

Game: 286 by Amos Lawrence vs. Virginia, 1977 (all rushing)

Season: 1,615 by Giovani Bernard, 2011 (1,253 rushing, 362 receiving)

SCORING RECORDS



TOTAL POINTS

CAREER

Rk.	Name, Pos., Years	Points
1.	Casey Barth, PK, 2008-12	358
2.	Leon Johnson, TB, 1993-96	306
3.	Nick Weiler, 2013-16	273
4.	Josh McGee, PK, 1996-99	271
5.	Connor Barth, PK, 2004-05	265
6.	Mike Voight, TB, 1973-76	254
7.	Charlie Justice, HB, 1946-49	234
8.	Tripp Pignetti, PK, 1991-94	231
9.	Kelvin Bryant, TB, 1979-82	228
	Marquise Williams, QB, 2012-15	228
11.	Natrone Means, TB, 1990-92	214
12.	Clint Gwaltney, PK, 1988-91	211
13.	Don McCauley, TB, 1968-70	210
14.	Amos Lawrence, TB, 1977-80	206
15.	Jeff Hayes, PK, 1978-81	205
16.	Brooks Barwick, PK, 1981-83	188
17.	Thomas Moore, 2011-14	184
18.	Elijah Hood, TB, 2014-16	174
19.	Tom Biddle, PK, 1975-77	169
20.	Ethan Horton, TB, 1981-84	162
	T.J. Logan, TB, 2013-16	162

SEASON

Rk.	Name, Year	Points
1.	Nick Weiler, PK, 2015	127
2.	Don McCauley, TB, 1970	126
3.	Giovani Bernard, TB, 2012	114
4.	Mike Voight, TB, 1976	110
5.	Kelvin Bryant, TB, 1981	108
6.	Elijah Hood, TB, 2015	102
7.	Leon Johnson, TB, 1993	100
8.	Brooks Barwick, PK, 1982	97
	Casey Barth, PK, 2009	97
10.	Nick Weiler, PK, 2016	96

GAME

Rk.	Name, Opponent, Year	Points
1.	Kelvin Bryant vs. East Carolina, 1981	36

TOUCHDOWNS SCORED

CAREER

Rk.	Name, Years	TDs
1.	Leon Johnson, TB, 1993-96	50
2.	Mike Voight, TB, 1973-76	42
3.	Charlie Justice, AP, 1946-49	39
4.	Kelvin Bryant, TB, 1979-82	38
	Marquise Williams, QB, 2012-15	38
6.	Don McCauley, TB, 1968-70	35
	Natrone Means, TB, 1990-92	35

SEASON

Rk.	Name, Year	TDs
1.	Don McCauley, 1970	21
2.	Giovani Bernard, 2012	19
3.	Mike Voight, 1976	18
	Kelvin Bryant, 1981	18
5.	Elijah Hood, 2015	17
6.	Leon Johnson, 1993	16
7.	Amos Lawrence, 1980	15
8.	Giovani Bernard, 2011	14
	Marquise Williams, 2014	14
	Marquise Williams, 2015	14

GAME

Rk.	Name, Opponent, Year	TDs
1.	Kelvin Bryant vs. East Carolina, 1981	6

MISCELLANEOUS SCORING RECORDS

SINGLE-SEASON TEAM BESTS

Most Points Scored: 570 in 2015
Most Points Scored Per Game: 40.7 in 2015 (570 in 14)
Highest Scoring Margin: 28.6 in 1929 (34.6 to 6.0)
Highest Scoring Margin (since 1939): 20.6 in 1996 (30.6 to 10.0)
Most Points Scored in Two Consecutive Games: 125 in 2015 (66-31 vs. Duke and 59-21 vs. Miami) - ACC RECORD
Most Touchdowns: 73 in 2015
Most Extra Points Made by Kicking: 68 in 2015
Most Two-Point Conversions: 8 in 1958
Most Field Goals: 21 in 1982, 1990 and 2009
Most Points Scored in a Season Opener: 65 vs. Wake Forest, 1928

SINGLE-GAME TEAM BESTS

Most Points Scored: 80 vs. Old Dominion, 2013
Most Points Scored, Both Teams: 118 (Georgia Tech 68, Carolina 50), 2012
Most Points Scored in a Loss: 50 vs. Georgia Tech (68-50), 2012
Most Points Scored in One Quarter: 35 vs. Duke, 2000 (2nd); vs. Old Dominion, 2013 (2nd); vs. NC State, 2015 (1st); vs. Western Carolina, 2017 (2nd)
Most Points Scored in One Half: 52 vs. Duke, 2000 (1st)
Most Touchdowns Scored: 11 vs. Old Dominion, 2013
Most Extra Points Made by Kicking: 11 vs. Old Dominion, 2013
Most Two-Point Conversions: 2 vs. Washington & Lee, 1911; vs. Virginia, 1958; vs. NC State, 2012
Most Field Goals Scored: 6 vs. Duke, 1999
Largest Victory Margin: 66 vs. Idaho (66-0), 2012
Biggest Deficit Overcome to Win: 21 vs. Georgia Tech, 2015 (trailed 21-0 with 4:34 remaining in the second quarter before rallying for a 38-31 win)
Biggest Deficit Overcome to Win at home: 17 points vs. Virginia, 1997 (trailed 20-3 with 3:28 left in the second quarter before winning, 48-20)
Biggest Fourth Quarter Deficit Overcome to Win: 14 points vs. East Carolina, 1973 (Trailed 21-7 entering final period before winning, 28-27)

SINGLE-SEASON POINTS BY CLASS

Freshman: 100 by Leon Johnson, TB, 1993
Sophomore: 114 by Giovani Bernard, TB, 2012
Junior: 127 by Nick Weiler, PK, 2015
Senior: 126 by Don McCauley, 1970

SINGLE-GAME POINT LEADERS BY CLASS

Freshman: 26 by Leon Johnson vs. Duke, 1993
Sophomore: 20 by William Humes vs. NC State, 1984
Junior: 36 by Kelvin Bryant vs. East Carolina, 1981
Senior: 30 by Don McCauley vs. Duke, 1970

MOST POINTS SCORED BY A FRESHMAN

Game: 26 by Leon Johnson vs. Duke, 1993
Season: 100 by Leon Johnson, 1993

MOST TOUCHDOWNS SCORED


Quarter: 3 by Mike Voight vs. Army, 1976 (2nd); by Ronnie McGill vs. William & Mary, 2004 (4th); by Javonte Williams at NC State, 2019 (3rd)
Half: 4 by Kelvin Bryant vs. East Carolina, 1981 (1st)
Game: 6 by Kelvin Bryant vs. East Carolina, 1981
Season: 21 by Don McCauley, 1970
Career: 50 by Leon Johnson, 1993-96

MOST TOUCHDOWNS SCORED BY A FRESHMAN

Game: 4 by Leon Johnson vs. UTEP and vs. Duke, 1993; by T.J. Logan vs. Old Dominion, 2013
Season: 16 by Leon Johnson, 1993

MOST TOUCHDOWNS, TWO AND THREE CONSECUTIVE GAMES

2 Games: 11 by Kelvin Bryant, 1981 (6 vs. East Carolina, 5 vs. Miami (Ohio))
3 Games: 15 by Kelvin Bryant, 1981 (6 vs. East Carolina, 5 vs. Miami, 4 vs. Boston College)



Kelvin Bryant scored a school record six touchdowns in a win over East Carolina in 1981. Bryant ranks fifth in career rushing at UNC with 3,267 yards.

MOST CONSECUTIVE GAMES SCORING A TOUCHDOWN

9 by Charlie Justice (last six games of 1947 and first three of 1948)

MOST GAMES SCORING A TOUCHDOWN

Season: 10 by Don McCauley, TB, 1970; by Giovani Bernard, TB, 2012; by Elijah Hood, TB, 2015.
9 by Dyami Brown, WR, 2019
Career: 28 by Leon Johnson, 1993-96

MOST TOUCHDOWNS SCORED BY TWO PLAYERS

Season: 31 by Elijah Hood, TB (17) and Marquise Williams, QB (14), 2015

MOST POINTS SCORED BY TWO PLAYERS

Game: 44 by Kelvin Bryant, TB (36) and Jeff Hayes, PK (8) vs. East Carolina, 1981
Season: 229 by Nick Weiler, PK (127) and Elijah Hood, TB (102), 2015

MOST TWO-POINT CONVERSIONS

Game: 2 by Emil DeCantis vs. Virginia, 1958; by Jack Tabb vs. NC State, 2012
Season: 3 by Emil DeCantis, 1958; by Jack Tabb, 2012
Career: 4 by Dick Oliver, 1972-74

RUSHING RECORDS



MISCELLANEOUS RUSHING RECORDS

SINGLE-SEASON TEAM BESTS

Most Rushes: 732 in 1970
Most Yards: 3,142 in 2015
Most Yards Gained Per Game: 285.2 in 1970 (3,137 in 11)
Highest Average Gain Per Rush (Min. 400 Rushes): 6.0 in 2015 (527 for 3,142)
Most Touchdowns Rushing: 40 in 2015

SINGLE-GAME TEAM BESTS

Most Rushes: 82 vs. NC State, 1961; vs. Clemson, 1969
Most Rushes, Both Teams: 134 vs. South Carolina, 1974 (UNC 54, South Carolina 80)
Fewest Rushes: 17 vs. Clemson, 1992; vs. Ga. Tech, 2001
Fewest Rushes, Both Teams: 59 vs. Wake Forest, 1997 (UNC 36, Wake Forest 23); vs. Clemson, 2010 (UNC 32, CU 27); vs. NC State, 2010 (UNC 26, NCSU 33)
Most Yards Gained: 555 vs. Virginia, 1945
Most Yards Gained, Both Teams: 889 vs. Baylor, 2015 (UNC 244, Baylor 645)
Fewest Yards Gained: -28 vs. Florida State, 1997
Fewest Yards Gained, Both Teams: 21 vs. Louisville, 1996 (UNC 20, Louisville 1)
Most Yards Gained in a Loss: 406 vs. Duke, 1988 (29-35)
Fewest Yards Gained in a Win: 13 vs. Duke, 1984 (17-15)
Highest Average Gain Per Rush (Min. 50 Rushes): 9.64 vs. The Citadel, 1939 (50 for 482)
Most Touchdowns Scored by Rushing: 8 vs. ECU, 1981

SINGLE-SEASON YARDAGE LEADERS BY CLASS

Freshman: 1,253 by Giovanni Bernard, 2011
Sophomore: 1,463 by Elijah Hood, 2015
Junior: 1,250 by Mike Voight, 1975
Senior: 1,720 by Don McCauley, 1970

SINGLE-GAME YARDAGE LEADERS BY CLASS

Freshman: 286 by Amos Lawrence vs. Virginia, 1977
Sophomore: 328 by Derrick Fenner vs. Virginia, 1986
Junior: 249 by Natrone Means vs. Maryland, 1992
Senior: 279 by Don McCauley vs. Duke, 1970

MOST RUSHES

Quarter: 16 by Ethan Horton vs. Memphis State, 1984 (3rd); 16 by Ethan Horton vs. Maryland, 1984 (1st); 16 by Shaun Draughn vs. ECU, 2010 (4th)
Half: 30 by Don McCauley vs. Duke, 1970 (1st)
Game: 47 by Don McCauley vs. Duke, 1970; 47 by Mike Voight vs. Duke, 1976
Season: 324 by Don McCauley, 1970
Career: 881 by Amos Lawrence, 1977-80

MOST RUSHES PER GAME

Season: 29.5 by Don McCauley, 1970 (324 in 11)
Career: 20.5 by Amos Lawrence, 1977-80 (881 in 43)

MOST RUSHES BY A FRESHMAN

Game: 37 by Natrone Means vs. Duke, 1990
Season: 239 by Giovanni Bernard, 2011

MOST CONSECUTIVE RUSHES BY SAME PLAYER

Game: 17 by Ryan Houston vs. Duke, 2009

MOST RUSHES IN TWO CONSECUTIVE GAMES

79 by Don McCauley vs. Clemson (32) and Duke (47), 1970

MOST YARDS GAINED

Quarter: 134 by Torin Dorn vs. Illinois, 1987 (3rd)
Half: 224 by Ronnie McGill vs. Wake Forest, 2003 (2nd)
Game: 328 by Derrick Fenner vs. Virginia, 1986
Season: 1,720 by Don McCauley, 1970
Career: 4,391 by Amos Lawrence, 1977-80

MOST YARDS GAINED PER GAME

Season: 156.4 by Don McCauley, 1970 (1720 in 11)
Career: 102.3 by Don McCauley, 1968-70 (3172 in 31)

MOST YARDS GAINED BY A QUARTERBACK

Game: 174 by Ricky Lanier vs. VMI, 1969
Season: 948 by Marquise Williams, 2015
Career: 2,458 by Marquise Williams, 2012-15

MOST GAMES GAINING 100 OR MORE YARDS

Season: 10 by Don McCauley, 1970
Career: 23 by Amos Lawrence, 1977-80
Freshman: 7 by Giovanni Bernard, 2011

MOST CONSECUTIVE GAMES GAINING 100 YARDS OR MORE

8 by Don McCauley (last five games of 1969 and first three of 1970)

MOST GAMES GAINING 200 YARDS OR MORE

Season: 2 by Mike Voight, 1975; by Amos Lawrence, 1977; by Kelvin Bryant, 1981; by Derrick Fenner, 1986; by Natrone Means, 1992
Career: 3 by Mike Voight, 1973-76; by Amos Lawrence, 1977-80; by Natrone Means, 1990-92

MOST YARDS GAINED, TWO, THREE, FOUR & FIVE CONSECUTIVE GAMES

2 Games: 463 by Don McCauley, 1970 (184 vs. Clemson and 279 vs. Duke)
3 Games: 612 by Mike Voight, 1976 (161 vs. Clemson, 190 vs. Virginia and 261 vs. Duke)
4 Games: 740 by Mike Voight, 1975 (155 vs. NC State, 209 vs. East Carolina, 148 vs. Wake Forest and 228 vs. Clemson)
5 Games: 909 by Mike Voight, 1975 (169 vs. Notre Dame, 155 vs. NC State, 209 vs. East Carolina, 148 vs. Wake Forest and 228 vs. Clemson)

MOST SEASONS GAINING 1,000 YARDS OR MORE

4 by Amos Lawrence (1977, 1978, 1979 and 1980)

MOST YARDS GAINED BY TWO PLAYERS, SAME TEAM

Game: 400 by Derrick Fenner (328) & James Thompson (72) vs. Virginia, 1986
Season: 2,411 by Elijah Hood (1,463) & Marquise Williams (948), 2015

MOST YARDS GAINED IN FIRST GAME OF CAREER

109 by Derrick Fenner vs. Wake Forest, 1985

MOST YARDS GAINED IN OPENING GAME OF SEASON

216 by Derrick Fenner vs. The Citadel, 1986 (Overall Record); 102 by Charlie Justice vs. Virginia Tech, 1946 (Freshman Record)

MOST CAREER YARDS GAINED AGAINST ONE OPPONENT

635 by Amos Lawrence vs. Virginia, 1977-80 (286, 131, 123, 95); 635 by Kelvin Bryant vs. Duke, 1979-82 (29, 199, 247, 160)

MOST TOUCHDOWNS SCORED BY RUSHING

Game: 6 by Kelvin Bryant vs. East Carolina, 1981
Season: 19 by Don McCauley, 1970
Career: 43 by Leon Johnson, 1993-96

MOST TOUCHDOWNS SCORED RUSHING BY A QB

Season: 13 by Marquise Williams, 2014 & 2015
Career: 35 by Marquise Williams, 2012-15

MOST YARDS GAINED AS A FRESHMAN

Game: 286 by Amos Lawrence vs. Virginia, 1977
Season: 1,253 by Giovanni Bernard, 2011

LONGEST RUN FROM SCRIMMAGE

Senior: 95 yards by S.A. Ashe vs. Trinity, 1891
Junior: 83 yards by Tyrone Anthony vs. Army, 1982
Sophomore: 90 yards by Curtis Johnson vs. Maryland, 1993
Freshman: 76 yards by Natrone Means vs. Duke, 1990; 76 yards by Curtis Johnson vs. Clemson, 1992
Quarterback: 86 yards by George Stirnweiss vs. The Citadel, 1939

LONGEST UNC TOUCHDOWN RUN & LONGEST RUN IN KENAN STADIUM

90 yards by Curtis Johnson vs. Maryland, 1993

HIGHEST AVERAGE GAIN PER RUSH

Game: (Min. 15 rushes) 11.4 by Giovanni Bernard vs. Virginia Tech (23 for 262)
Season: (Min. 100 rushes) 7.2 by Charlie Justice, 1946 (131 for 943); (Min. 200 rushes) 6.7 by Elijah Hood, 2015 (219 for 1,463)

TEAM SINGLE-GAME RUSHING HIGHS & LOWS

SINGLE-GAME HIGHS, CAROLINA RUSHING ATTEMPTS

82 vs. NC State, 1961
82 vs. Clemson, 1969
81 vs. NC State, 1971
78 vs. Virginia, 1959
78 vs. NC State, 1970

SINGLE-GAME LOWS, CAROLINA RUSHING ATTEMPTS

17 vs. Clemson, 1992
17 vs. Georgia Tech, 2001
19 vs. Duke, 1943 (first game)
20 vs. Wake Forest, 1944
20 vs. Duke, 1945

SINGLE-GAME HIGHS, OPPONENTS RUSHING ATTEMPTS

84 by Baylor, 2015 Russell Athletic Bowl
83 by Oklahoma, 1980
80 by South Carolina, 1974
77 by Notre Dame, 1953
77 by Oklahoma, 1955
77 by NC State, 1978

SINGLE-GAME LOWS, OPPONENTS RUSHING ATTEMPTS

7 by Virginia, 1943
14 by Virginia, 1935
18 by South Carolina, 1943
18 by NC State, 1961
18 by Virginia, 2001

SINGLE-GAME HIGHS, CAROLINA RUSHING YARDS

555 vs. Virginia, 1945
482 vs. The Citadel, 1939
472 vs. Duke, 1970
467 vs. Wake Forest, 1981
457 vs. VMI, 1969

SINGLE-GAME LOWS, CAROLINA RUSHING YARDS

-28 vs. Florida State, 1997
-22 vs. Fordham, 1941
-21 vs. Duke, 1943 (first game)
-19 vs. Virginia, 1950
-8 vs. Duke, 1944

SINGLE-GAME HIGHS, OPPONENTS RUSHING YARDS

645 by Baylor, 2015 Russell Athletic Bowl
495 by Oklahoma, 1980
490 by Notre Dame, 1953
472 by Michigan State, 1962
468 by South Carolina, 1974

SINGLE-GAME LOWS, OPPONENTS RUSHING YARDS

-33 by Virginia, 1935
-27 by Wake Forest, 1937
-22 by The Citadel, 1939
-12 by Duke, 1947
-6 by Wake Forest, 1935

Career: (Min. 150 rushes) 6.9 by Ed Sutton, 1954-56 (193 for 1,334); (Min. 300 rushes) 6.10 by Michael Carter, 2017-present (340 for 2,075)

TWO PLAYERS GAINING 1,000 YARDS, SAME SEASON

James Betterson (1,082) and Mike Voight (1,033), 1974
Amos Lawrence (1,118) and Kelvin Bryant (1,039), 1980
Ethan Horton (1,107) and Tyrone Anthony (1,063), 1983
Curtis Johnson (1,034) and Leon Johnson (1,012), 1993

MOST YARDS GAINED BY TWO OPPOSING PLAYERS IN SAME GAME

448 by Kennard Martin (291) of North Carolina and Roger Boone (157) of Duke, 1988

HIGHEST AVERAGE YARDS PER TOUCHDOWN RUN

Season (min. 10 TDs): 31.3 by Curtis Johnson, 1993 (11 TDs for 344 yards)
Career (min. 25 TDs): 22.0 by Charlie Justice, 1946-49 (28 for 615)



100-YARD RUSHING GAMES

Year	Yards, Name, Opponent
2019	102 Javonte Williams vs. South Carolina
2019	144 Javonte Williams at Georgia Tech
2019	111 Javonte Williams vs. Duke
2019	107 Antonio Williams at Pittsburgh
2019	159 Michael Carter vs. Mercer
2018	114 Antonio Williams vs. Pittsburgh
2018	165 Michael Carter vs. Virginia Tech
2018	116 Antonio Williams at Syracuse
2018	148 Michael Carter at Duke
2017	123 Jordon Brown at Old Dominion
2017	157 Michael Carter vs. Virginia
2017	103 Michael Carter vs. Western Carolina
2016	106 Elijah Hood vs. James Madison
2016	107 Elijah Hood vs. Virginia
2016	168 Elijah Hood vs. Georgia Tech
2015	138 Elijah Hood vs. South Carolina
2015	105 Marquise Williams vs. Illinois
2015	129 Elijah Hood vs. Illinois
2015	148 Marquise Williams vs. Georgia Tech
2015	101 Elijah Hood vs. Wake Forest
2015	101 Elijah Hood vs. Virginia
2015	101 Marquise Williams vs. Miami
2015	132 Elijah Hood vs. Miami
2015	115 Elijah Hood vs. Virginia Tech
2015	100 T.J. Logan vs. NC State
2015	220 Elijah Hood vs. NC State
2015	118 Elijah Hood vs. Baylor (Russell Athletic)
2014	132 Marquise Williams vs. Notre Dame
2014	122 Marquise Williams vs. Pittsburgh
2014	116 T.J. Logan vs. Duke
2014	110 T.J. Logan vs. Rutgers
2013	137 T.J. Logan vs. Old Dominion
2013	104 Marquise Williams vs. Duke
2012	106 A.J. Blue at Wake Forest
2012	262 Giovanni Bernard vs. Virginia Tech
2012	177 Giovanni Bernard at Miami
2012	143 Giovanni Bernard at Duke
2012	135 Giovanni Bernard vs. NC State
2012	163 Giovanni Bernard vs. Maryland
2011	102 Giovanni Bernard vs. Virginia
2011	155 Giovanni Bernard at Georgia Tech
2011	146 Giovanni Bernard at East Carolina
2011	109 Giovanni Bernard vs. Louisville
2011	110 Giovanni Bernard vs. Miami
2011	154 Giovanni Bernard vs. Wake Forest
2011	165 Giovanni Bernard vs. Duke
2010	113 Johnny White vs. Georgia Tech
2010	140 Johnny White vs. East Carolina
2010	137 Shaun Draughn vs. East Carolina
2010	164 Johnny White vs. William & Mary
2010	116 Anthony Elzy vs. Duke
2010	160 Shaun Draughn vs. Tennessee* (Music City)
2009	118 Shaun Draughn vs. The Citadel
2009	126 Shaun Draughn vs. Florida State
2009	164 Ryan Houston vs. Duke
2008	110 Shaun Draughn vs. Duke
2008	138 Shaun Draughn vs. Virginia
2008	109 Shaun Draughn vs. Connecticut
2008	106 Brandon Tate vs. McNeese State
2007	154 Greg Little vs. Duke
2006	101 Ronnie McGill vs. NC State
2006	117 Ronnie McGill vs. Wake Forest
2006	114 Ronnie McGill vs. Furman
2005	129 Barrington Edwards vs. NC State
2005	118 Ronnie McGill vs. Virginia
2005	146 Ronnie McGill vs. Duke
2004	133 Ronnie McGill vs. William & Mary
2004	123 Jacque Lewis vs. William & Mary
2004	161 Jacque Lewis vs. Georgia Tech
2004	175 Chad Scott vs. Miami
2004	122 Chad Scott vs. Virginia Tech
2004	144 Chad Scott vs. Duke
2003	110 Darian Durant vs. Clemson
2003	244 Ronnie McGill vs. Wake Forest
2002	102 Jacque Lewis vs. Duke
2001	102 Willie Parker vs. Maryland
2001	147 Andre' Williams vs. Virginia
2001	131 *Willie Parker vs. Auburn (Peach)
2000	158 Willie Parker vs. Maryland
2000	105 Ronald Curry vs. Duke
1999	110 Anthony Saunders vs. Georgia Tech
1998	143 Rufus Brown vs. Wake Forest
1997	121 Jonathan Linton vs. Indiana
1997	138 Jonathan Linton vs. Georgia Tech
1997	177 Jonathan Linton vs. NC State
1997	199 Jonathan Linton vs. Duke
1996	100 Leon Johnson vs. Georgia Tech
1996	101 Leon Johnson vs. Wake Forest
1996	109 Leon Johnson vs. Clemson
1996	167 Leon Johnson vs. Duke
1995	102 Jonathan Linton vs. Maryland
1995	139 Leon Johnson vs. NC State
1995	167 Leon Johnson vs. Wake Forest
1995	195 *Leon Johnson vs. Arkansas (Carquest)
1994	110 Leon Johnson vs. Georgia Tech
1994	111 Curtis Johnson vs. Georgia Tech
1994	123 Curtis Johnson vs. Wake Forest
1994	133 Leon Johnson vs. NC State
1994	140 Leon Johnson vs. Duke
1993	101 Leon Johnson vs. Maryland
1993	106 Leon Johnson vs. UTEP
1993	119 Leon Johnson vs. Wake Forest
1993	132 Curtis Johnson vs. Wake Forest
1993	142 Leon Johnson vs. Duke
1993	144 Curtis Johnson vs. Ohio University
1993	147 Leon Johnson vs. Ohio University
1993	153 Curtis Johnson vs. NC State
1993	168 Curtis Johnson vs. Maryland
1992	102 Natrone Means vs. Army
1992	104 Jason Stanicek vs. Furman
1992	112 Natrone Means vs. Wake Forest
1992	112 Natrone Means vs. Navy
1992	121 Natrone Means vs. Georgia Tech
1992	216 Natrone Means vs. Virginia
1992	249 Natrone Means vs. Maryland
1991	128 *Natrone Means vs. Miss. State Peach)
1991	101 William Henderson vs. Maryland
1991	101 Natrone Means vs. Maryland
1991	106 Randy Jordan vs. Cincinnati
1991	108 Randy Jordan vs. Duke
1991	144 Natrone Means vs. South Carolina
1991	153 Randy Jordan vs. William & Mary
1991	167 Natrone Means vs. Wake Forest
1991	181 Natrone Means vs. Duke
1990	111 Natrone Means vs. Maryland
1990	114 Eric Blount vs. Kentucky
1990	134 Natrone Means vs. Wake Forest
1990	256 Natrone Means vs. Duke
1989	102 Eric Blount vs. VMI
1989	117 Aaron Staples vs. Wake Forest
1988	116 Kennard Martin vs. Clemson
1988	160 Kennard Martin vs. Louisville
1988	177 Kennard Martin vs. Maryland
1988	291 Kennard Martin vs. Duke
1987	116 Torin Dorn vs. Virginia
1987	127 Eric Starr vs. Navy
1987	129 Eric Starr vs. NC State
1987	165 Torin Dorn vs. Illinois
1986	101 *Torin Dorn vs. Arizona (Aloha)
1986	102 Eric Starr vs. NC State
1986	113 Derrick Fenner vs. Georgia Tech
1986	173 Derrick Fenner vs. Maryland
1986	184 Eric Starr vs. Duke
1986	328 Derrick Fenner vs. Virginia
1986	216 Derrick Fenner vs. The Citadel
1985	104 William Humes vs. VMI
1985	109 Derrick Fenner vs. Wake Forest
1985	109 William Humes vs. Virginia
1985	134 William Humes vs. Clemson
1985	150 Derrick Fenner vs. NC State
1984	209 Ethan Horton vs. Memphis State
1984	122 Ethan Horton vs. NC State
1984	126 Ethan Horton vs. Maryland
1983	133 Ethan Horton vs. Clemson
1983	141 Ethan Horton vs. Wake Forest
1983	156 William Humes vs. NC State
1983	162 Ethan Horton vs. Boston College
1983	209 Ethan Horton vs. Memphis State
1983	107 Ethan Horton vs. Duke
1983	111 Ethan Horton vs. NC State
1983	113 Ethan Horton vs. Georgia Tech
1983	114 Ethan Horton vs. South Carolina
1983	116 Ethan Horton vs. Wake Forest
1983	119 Eddie Colson vs. Wake Forest
1983	130 Tyrone Anthony vs. NC State
1983	137 Ethan Horton vs. Memphis State
1983	141 Ethan Horton vs. William & Mary
1983	146 Tyrone Anthony vs. Virginia
1983	157 Tyrone Anthony vs. Wake Forest
1983	161 William Humes vs. Miami (Ohio)
1983	232 Tyrone Anthony vs. Duke
1982	119 *Ethan Horton vs. Texas (Sun)
1982	107 Kelvin Bryant vs. NC State
1982	110 Ethan Horton vs. Georgia Tech
1982	130 Kelvin Bryant vs. Maryland
1982	136 Tyrone Anthony vs. Army
1982	142 Kelvin Bryant vs. Wake Forest
1982	149 Kelvin Bryant vs. Bowling Green
1982	150 Kelvin Bryant vs. Virginia
1982	160 Kelvin Bryant vs. Duke
1982	179 Tyrone Anthony vs. Wake Forest
1982	201 Ethan Horton vs. Vanderbilt
1981	136 Kelvin Bryant vs. Miami (Ohio)
1981	158 Bobby Ratliff vs. Wake Forest
1981	171 Kelvin Bryant vs. Virginia
1981	173 Kelvin Bryant vs. Boston College
1981	183 Tyrone Anthony vs. NC State
1981	224 Tyrone Anthony vs. Wake Forest
1981	211 Kelvin Bryant vs. East Carolina
1981	247 Kelvin Bryant vs. Duke
1981	144 *Ethan Horton vs. Arkansas (Gator)
1981	148 *Kelvin Bryant vs. Arkansas (Gator)
1980	102 Amos Lawrence vs. Georgia Tech
1980	103 Amos Lawrence vs. Maryland
1980	105 Kelvin Bryant vs. Furman
1980	106 Amos Lawrence vs. Oklahoma
1980	107 Kelvin Bryant vs. East Carolina
1980	108 Kelvin Bryant vs. NC State
1980	111 Kelvin Bryant vs. Virginia
1980	112 Kelvin Bryant vs. Georgia Tech
1980	112 Amos Lawrence vs. Clemson
1980	119 Amos Lawrence vs. Furman
1980	138 Amos Lawrence vs. East Carolina
1980	138 Kelvin Bryant vs. Clemson
1980	143 Amos Lawrence vs. Duke
1980	199 Kelvin Bryant vs. Duke
1980	104 *Amos Lawrence vs. Texas (Bluebonnet)
1979	111 Doug Paschal vs. Cincinnati
1979	117 Doug Paschal vs. NC State
1979	118 Billy Johnson vs. Maryland
1979	123 Amos Lawrence vs. Virginia
1979	139 Amos Lawrence vs. South Carolina
1979	143 Amos Lawrence vs. Cincinnati
1979	151 Doug Paschal vs. East Carolina
1979	165 Amos Lawrence vs. Duke
1979	214 Amos Lawrence vs. Army
1979	118 *Amos Lawrence vs. Michigan (Gator)
1978	100 Chuck Sharpe vs. Virginia
1978	131 Amos Lawrence vs. Virginia
1978	151 Amos Lawrence vs. Richmond
1978	155 Amos Lawrence vs. South Carolina
1978	167 Amos Lawrence vs. Duke
1978	180 Amos Lawrence vs. Wake Forest
1977	101 Amos Lawrence vs. Northwestern
1977	109 Amos Lawrence vs. Wake Forest
1977	138 Amos Lawrence vs. Duke
1977	150 Amos Lawrence vs. Clemson
1977	216 Amos Lawrence vs. NC State
1977	286 Amos Lawrence vs. Virginia
1976	261 Mike Voight vs. Duke

100-YARD RUSHING GAMES



- 112 Mike Voight vs. East Carolina
- 142 Mike Voight vs. Florida
- 161 Mike Voight vs. Clemson
- 168 Mike Voight vs. Army
- 190 Mike Voight vs. Virginia
- 261 Mike Voight vs. Duke
- 1975** 155 Mike Voight vs. NC State
- 209 Mike Voight vs. East Carolina
- 103 James Betterson vs. Virginia
- 106 James Betterson vs. Ohio State
- 148 Mike Voight vs. Wake Forest
- 155 Mike Voight vs. NC State
- 169 Mike Voight vs. Notre Dame
- 228 Mike Voight vs. Clemson
- 209 Mike Voight vs. East Carolina
- 1974** 102 Mike Voight vs. Ohio University
- 105 James Betterson vs. Georgia Tech
- 111 Mike Voight vs. NC State
- 113 Mike Voight vs. Pittsburgh
- 113 James Betterson vs. South Carolina
- 129 James Betterson vs. Clemson
- 134 James Betterson vs. Ohio University
- 146 Mike Voight vs. Virginia
- 172 Mike Voight vs. Army
- 1973** 130 Sammy Johnson vs. East Carolina
- 168 Sammy Johnson vs. William & Mary
- 171 Sammy Johnson vs. Wake Forest
- 1972** 104 Sammy Johnson vs. East Carolina
- 111 Tim Kirkpatrick vs. Clemson
- 119 Ike Oglesby vs. East Carolina
- 126 Ike Oglesby vs. Kentucky
- 1971** 105 Lewis Jolley vs. Clemson
- 110 Ike Oglesby vs. Maryland
- 126 Ike Oglesby vs. Richmond
- 146 Billy Hite vs. William & Mary
- 159 Lewis Jolley vs. Duke
- 167 Lewis Jolley vs. Virginia
- 167 Ike Oglesby vs. Illinois
- 1970** 106 Ike Oglesby vs. VMI
- 110 Ike Oglesby vs. NC State
- 123 Don McCauley vs. Maryland
- 125 Don McCauley vs. Wake Forest
- 127 Don McCauley vs. VMI
- 145 Don McCauley vs. Virginia
- 148 Don McCauley vs. Tulane
- 160 Don McCauley vs. Kentucky
- 171 Don McCauley vs. NC State
- 183 Don McCauley vs. South Carolina
- 184 Don McCauley vs. Clemson
- 279 Don McCauley vs. Duke
- 143 *Don McCauley vs. Arizona State (Peach)
- 1969** 112 Don McCauley vs. Clemson
- 132 Don McCauley vs. Vanderbilt
- 133 Don McCauley vs. VMI
- 138 Don McCauley vs. Duke
- 145 Don McCauley vs. Virginia
- 174 Ricky Lanier vs. VMI
- 188 Don McCauley vs. Wake Forest
- 1968** 173 Gayle Bomar vs. Wake Forest
- 1967** 117 Gayle Bomar vs. Maryland
- 1965** 102 Danny Talbott vs. Georgia
- 127 Max Chapman vs. Ohio State
- 1964** 107 Ken Willard vs. Duke
- 109 Ken Willard vs. NC State
- 116 Ken Willard vs. Wake Forest
- 121 Ken Willard vs. Virginia
- 139 Ken Willard vs. South Carolina
- 172 Eddie Kesler vs. Duke
- 1963** 112 Ken Willard vs. Miami (Fla.)
- 1962** 113 Ken Willard vs. Clemson
- 1961** 100 Gib Carson vs. Maryland
- 121 Gib Carson vs. Tennessee
- 1959** 126 Wade Smith vs. Virginia
- 1958** 123 Wade Smith vs. Wake Forest
- 131 Ed Sutton vs. Duke
- 136 Ed Sutton vs. Virginia
- 136 Ed Sutton vs. Notre Dame

- 1956** 131 Ed Sutton vs. Duke
- 1955** 138 Ed Sutton vs. South Carolina
- 1954** 102 Don Klochak vs. Virginia
- 110 Connie Gravitte vs. Tulane
- 124 Don Klochak vs. South Carolina
- 127 Ed Sutton vs. Wake Forest
- 1953** 100 Ken Keller vs. Notre Dame
- 101 Dick Lackey vs. Notre Dame
- 1952** 120 Flo Worrell vs. South Carolina
- 1951** 109 Dick Wiess vs. Georgia
- 1950** 152 Dick Bunting vs. William & Mary
- 1949** 102 Charlie Justice vs. Wake Forest
- 116 Billy Hayes vs. Duke
- 107 *Billy Hayes vs. Rice (Cotton)
- 1948** 105 Hosea Rodgers vs. Duke
- 106 Charlie Justice vs. Georgia
- 120 Charlie Justice vs. Duke
- 159 Charlie Justice vs. Virginia
- 1947** 106 Charlie Justice vs. Maryland
- 112 Hosea Rodgers vs. Florida
- 123 Charlie Justice vs. NC State
- 135 Walt Pupa vs. Maryland
- 141 Charlie Justice vs. Virginia
- 1946** 102 Charlie Justice vs. Virginia Tech
- 109 Charlie Justice vs. Tennessee
- 128 Walt Pupa vs. Virginia
- 139 Charlie Justice vs. Wake Forest
- 163 Charlie Justice vs. Miami (Fla.)
- 169 Charlie Justice vs. Virginia
- 1945** 108 Bobby Oliphant vs. Virginia Tech
- 119 Bob Warren vs. Virginia
- 1943** 108 Hosea Rodgers vs. Virginia
- 126 Eddie Teague vs. South Carolina
- 155 George Grimes vs. Virginia
- 165 Hosea Rodgers vs. Penn
- 1942** 100 Joe Austin vs. Duquesne
- 120 Bill Sigler vs. Virginia
- 1940** 100 Jim Lalanne vs. Appalachian State
- 105 Frank O'Hare vs. Davidson
- 116 Jim Lalanne vs. TCU
- 1939** 110 Jim Lalanne vs. The Citadel
- 169 George Stirnweiss vs. The Citadel
- 1937** 115 Art Ditt vs. Virginia
- 1936** 100 Tom Burnette vs. Wake Forest
- 101 Jim Hutchins vs. Virginia
- 103 Randy Cooner vs. Virginia
- 105 Art Ditt vs. NYU
- 130 Jim Hutchins vs. South Carolina
- 1934** 109 Harry Montgomery vs. Davidson
- 1931** 116 Rip Slusser vs. Georgia Tech

MOST CAREER 100-YARD GAMES

Rk.	Name	Number
1.	Amos Lawrence	25
2.	Kelvin Bryant	19
3.	Don McCauley	17
	Ethan Horton	17
5.	Mike Voight	16
6.	Leon Johnson	15
7.	Natrone Means	14
8.	Charlie Justice	12
	Giovani Bernard	12
10.	Elijah Hood	11

100-YARD GAMES VS. ACC TEAMS

Team	No.	Most Recently
Duke	43	Javonte Williams, 2019 (111)
Virginia	40	Michael Carter, 2017 (157)
Wake Forest	37	Elijah Hood, 2015 (101)
NC State	26	Elijah Hood, 2015 (220)
Clemson	16	Darian Durant, 2003 (110)
Georgia Tech	19	Javonte Williams, 2019 (144)
Miami	7	Elijah Hood, 2015 (132) & Marquise Williams, 2015 (101)
Virginia Tech	6	Michael Carter, 2018 (165)
Boston College	2	Ethan Horton, 1984 (162)



Elijah Hood rushed for 100 yards on 11 occasions in his career.

LONGEST RUNS

Rk.	Year	Player	Opp.	Yds.
1.	1891	S.A. Ashe	Trinity	95
2.	1993	Curtis Johnson	Maryland	*90
3.	1905	L.F. Abernethy	VMI	*87
4.	1939	George Stirnweiss	The Citadel	*86
5.	1931	Rip Slusser	Georgia Tech	*85
6.	1976	Mike Voight	Clemson	*84
	2018	Dazz Newsome	Duke	*84
8.	1982	Tyrone Anthony	Army	*83
9.	1980	Kelvin Bryant	Virginia	*81
10.	1895	Sam Nicklin	NC State	*80
	1902	G.R. Berkeley	Davidson	80
	1948	Charlie Justice	Virginia	*80
	1950	Dick Bunting	William & Mary	*80
	1969	Don McCauley	VMI	*80
15.	1984	Ethan Horton	Boston College	*79
16.	1922	Red Johnston	Maryland	*78
	1950	Dick Bunting	NC State	*78
18.	1932	Bill Croom	Virginia	*77
	1954	Ed Sutton	Wake Forest	*77
	2001	Willie Parker	Maryland	*77
21.	1947	Hosea Rodgers	Florida	*76
	1990	Natrone Means	Duke	*76
	1992	Natrone Means	Maryland	*76
	1992	Curtis Johnson	Clemson	*76
	2010	Johnny White	Miami	*76
26.	1893	Eugene Denison	Wash. & Lee	*75
	1896	F.J. Haywood	Guilford	*75
	1899	Herman Koehler	NC State	75
	1903	John Donnelly	Oak Ridge	*75
	1993	Curtis Johnson	Wake Forest	*75

* denotes touchdowns

Pittsburgh	3	Antonio Williams, 2019 (107)
Florida State	1	Shaun Draughn, 2009 (126)
Syracuse	1	Antonio Williams, 2018 (116)



PASSING RECORDS

MOST YARDS GAINED BY A FRESHMAN

Game: 401 by Sam Howell at NC State, 2019
Season: 3,347 by Sam Howell, 2019

MOST YARDS GAINED IN OPENING GAME OF SEASON

412 by T.J. Yates vs. LSU, 2010

MOST YARDS GAINED PER ATTEMPT

Game: (Min. 15 atts.) 16.9 by Jason Stanicek vs. Maryland, 1993 (17 for 288); (Min. 25 atts.) 16.0 by Mitch Trubisky vs. James Madison, 2016 (27 for 432)
Season: (Min. 100 atts.) 9.8 by Chris Kupec, 1974 (150 for 1474); (Min. 200 atts.) 8.8 by Bryn Renner, 2011 (350 for 3,086)
Career: (Min. 150 atts.) 9.0 by Chris Kupec, 1972-74 (178 for 1608); (Min. 300 atts.) 8.6 by Sam Howell, 2019 (234 for 3,347)

MOST CONSECUTIVE PASSES COMPLETED

One Game: 18 by Mitch Trubisky vs. James Madison, 2016
Multiple Games: 30 by Mitch Trubisky, 2016 (last 18 vs. James Madison, first 12 vs. Pittsburgh)

MOST YARDS GAINED PER COMPLETION

Game: (Min. 10 comp.) 27.2 by Mike Thomas vs. Duke, 1992 (11 for 299)
(Min. 20 comp.) 21.5 by Marquise Williams vs. Duke, 2015 (23 for 494)
Season: (Min. 100 comp.) 14.4 by Darian Durant, 2012 (147 for 2,123)
(Min. 200 comp.) 14.3 by Sam Howell, 2019 (234 for 3,347)
Career: (Min. 100 comp.) 15.7 by Jack Cummings, 1957-59 (170 for 2668); (Min. 200 comp.) 14.46 by Mike Thomas, 1991-95 ; (302 for 4368); 14.45 by Ronald Curry, 1998-2001 (345 for 4987)

MOST PASSES ATTEMPTED WITHOUT AN INTERCEPTION

Game: 52 by Nathan Elliott vs. Syracuse, 2018

MOST CONSECUTIVE PASS ATTEMPTS WITHOUT AN INTERCEPTION

Season: 219 by Nathan Elliott, 2018
Career: 243 by Mitch Trubisky, 2015-16

MOST TOUCHDOWN PASSES

Game: 5 by Kevin Anthony vs. Wake Forest, 1985; by Darian Durant vs. Arizona State, 2002; by Bryn Renner vs. Louisville, 2012; by Bryn Renner vs. Maryland, 2012; by Marquise Williams vs. ODU, 2013; by Mitch Trubisky vs. Pittsburgh, 2016; **by Sam Howell at Georgia Tech, 2019**
Season: 35 by Sam Howell, 2019
Career: 68 by Darian Durant, 2001-04

MOST CONSECUTIVE GAMES THROWING A TOUCHDOWN PASS

13 by Matt Kupec (last two games of 1978 and all 11 of 1979)

MOST TOUCHDOWN PASSES BY A FRESHMAN

Game: 5 by Sam Howell at Georgia Tech, 2019
Season: 35 by Sam Howell, 2019

LONGEST PASS PLAY

97 yards from T.J. Yates to Jheranie Boyd vs. LSU, 2010 (TD) in Atlanta

LONGEST PASS PLAY IN KENAN STADIUM BY UNC PLAYER

91 yards from Marquise Williams to Mack Hollins vs. San Diego State, 2014 (TD)

HIGHEST PASSING EFFICIENCY RATING


Game: (Min. 15 att.) 282.0 by Mitch Trubisky vs. Delaware, 2015; 263.48 by Jason Stanicek vs. Maryland, 1993
Season: (Min. 100 att.) 174.30 by Chris Kupec, 1974 (Min. 200 att.) 159.4 by Bryn Renner, 2011
Career: (Min. 150 att.) 160.09 by Chris Kupec, 1972-74 (Min. 300 att.) 158.9 by Sam Howell, 2019; 158.22 by Bryn Renner, 2010-13; 137.05 by Chris Keldorf, 1996-97

MOST WINS BY A STARTING QUARTERBACK

24 by Matt Kupec, 1976-79; by Jason Stanicek, 1991-94

MOST YARDS GAINED AGAINST ONE OPPONENT IN A CAREER

1,048 by T.J. Yates vs. NC State, 2007-10 (241 in 2007, 116 in 2008, 280 in 2009, 411 in 2010)



A 12-year CFL veteran, Darian Durant set the school record for touchdowns by a freshman.

TEAM SINGLE-GAME PASSING HIGHS & LOWS

SINGLE-GAME HIGHS, CAROLINA COMPLETIONS

38 vs. Georgia Tech, 2014
34 vs. Syracuse, 2018
33 vs. Georgia Tech, 2019
33 vs. NC State, 2010
32 vs. NC State, 2003
32 vs. Syracuse, 2003
32 vs. Miami, 2013

SINGLE-GAME LOWS, CAROLINA COMPLETIONS

0 vs. Duke, 1932
0 vs. Virginia Tech, 1938
0 vs. Wake Forest, 1942
0 vs. Penn State, 1943
0 vs. NC State, 1955
0 vs. Navy, 1957
1 on 19 occasions, last: vs. Wake Forest, 1971

SINGLE-GAME HIGHS, CAROLINA PASSING ATTEMPTS

54 vs. LSU, 1985
53 vs. NC State, 2003
52 vs. Syracuse, 2018
51 vs. Georgia Tech, 2019
50 vs. Duke, 1966
50 vs. FSU, 2002
49 vs. Clemson, 2014

SINGLE-GAME LOWS, CAROLINA PASSING ATTEMPTS

0 vs. Navy, 1957
1 vs. Virginia, 1938
1 vs. Virginia Tech, 1938
1 vs. Richmond, 1941
1 vs. Penn, 1943

SINGLE-GAME HIGHS, CAROLINA PASSING YARDS

537 vs. Duke, 2015
469 vs. NC State, 2003
462 vs. James Madison, 2016
453 vs. Pittsburgh, 2016
440 vs. NC State, 2019
439 vs. Florida State, 2010
417 vs. Arizona State, 2002
415 vs. Texas Christian, 1997
412 vs. LSU, 2010

SINGLE-GAME LOWS, CAROLINA PASSING YARDS

-7 vs. Penn, 1943
0 vs. Duke, 1932
0 vs. Virginia Tech, 1938
0 vs. Wake Forest, 1942
0 vs. NC State, 1955
0 vs. Navy, 1957

SINGLE-GAME HIGHS, OPPONENT PASS COMPLETIONS

36 by Wake Forest, 1993
34 by Maryland, 1993
34 by Arizona State, 2003
34 by East Carolina, 2010
33 by Duke, 1989
33 by Duke, 1994
33 by Virginia, 2001

SINGLE-GAME LOWS, OPPONENT PASS COMPLETIONS

0 on 18 occasions, last by Oklahoma, 1980

SINGLE-GAME HIGHS, OPPONENT PASS ATTEMPTS

59 by Arizona State, 2003
58 by Maryland, 1992
57 by Duke, 1994
55 by Army, 1976
55 by Duke, 1989
55 by Virginia, 2001

SINGLE-GAME LOWS, OPPONENT PASS ATTEMPTS

0 by Virginia Tech, 1938
1 by Wake Forest, 1932
1 by VMI, 1935
2 by Georgia, 1931
2 by Wake Forest, 1942
2 by Duke, 1943 (1st game)
2 by Oklahoma, 1980
2 by Georgia Tech, 2018

SINGLE-GAME HIGHS, OPPONENT PASSING YARDS

479 by Duke, 1989
474 by Arizona State, 2002
446 by East Carolina, 2014
436 by Clemson, 2014
423 by NC State, 2003

SINGLE-GAME LOWS, OPPONENT PASSING YARDS

-6 by Penn, 1943
0 on 18 occasions, last time: Oklahoma, 1980

RECEIVING RECORDS



TOP FIVE CAREER RECEIVING LEADERS (based on receptions)

1. RYAN SWITZER, Wide Receiver

Year	Catches	Yards	Average	TD
2013	32	341	10.7	3
2014	61	757	12.4	4
2015	55	697	12.7	6
2016	96	1,112	11.6	6
Totals	244	2,907	11.9	19

2. QUINSHAD DAVIS, Wide Receiver

Year	Catches	Yards	Average	TD
2012	61	776	12.7	5
2013	48	730	15.2	10
2014	41	470	11.5	6
2015	55	638	11.6	4
Totals	205	2,614	12.8	25

RECEIVING YARDS

CAREER

Rk.	Name, Years	Yards
1.	Ryan Switzer, 2013-16	2,907
2.	Hakeem Nicks, 2006-08	*2,840
3.	Quinshad Davis, 2012-15	2,614
4.	Corey Holliday, 1989-93	2,447
5.	Octavus Barnes, 1994-97	2,398
6.	Sam Aiken, 1999-2002	2,205
7.	Dwight Jones, 2008-11	2,163
8.	Na Brown, 1995-98	2,086
9.	Erik Highsmith, 2009-12	2,086
10.	Bug Howard, 2013-16	2,048

*Participation in 2008 season later vacated due to NCAA penalty

SEASON

Rk.	Name, Year	Yards
1.	Hakeem Nicks, 2008	*1,222
2.	Dwight Jones, 2011	1,196
3.	Ryan Switzer, 2016	1,112
4.	Sam Aiken, 2002	990
5.	Eric Ebron, 2013	973
6.	Octavus Barnes, 1995	970
7.	Hakeem Nicks, 2007	958
8.	Dyami Brown, 2019	.947
	Dazz Newsome, 2019	.947
10.	Dwight Jones, 2010	946
11.	Na Brown, 1998	897
12.	Corey Holliday, 1993	867

*Participation in 2008 season later vacated due to NCAA penalty

GAME

Rk.	Name, Opponent, Year	Yards
1.	Randy Marriot vs. Georgia Tech, 1987	247
2.	Dwight Jones vs. Florida State, 2010	233
3.	Jheranie Boyd vs. LSU, 2010	221
4.	Hakeem Nicks vs. West Virginia, 2008	*217
5.	Octavus Barnes vs. Ohio, 1995	211
6.	Ryan Switzer vs. Pittsburgh, 2016	208
7.	Dyami Brown vs. Virginia, 2019	.202
8.	Eric Ebron vs. Miami, 2013	199
9.	Dwight Jones vs. Virginia, 2010	198
10.	Chesley Borders vs. Arizona State, 2002	192
11.	Bucky Brooks vs. Duke, 1992	185

*Participation in 2008 season later vacated due to NCAA penalty

***3. HAKEEM NICKS, Wide Receiver**

Year	Catches	Yards	Average	TD
2006	39	660	16.9	4
2007	74	958	12.9	5
2008	68	1,222	18.0	12
Totals	181	2,840	15.7	21

4. JARWARSKI POLLOCK, Wide Receiver

Year	Catches	Yards	Average	TD
2002	31	464	15.0	4
2003	71	745	10.5	1
2004	45	408	9.1	2
2005	30	341	11.4	2
Totals	177	1,958	11.1	9

5. ERIK HIGHSMITH, Wide Receiver

Year	Catches	Yards	Average	TD
2009	37	425	11.5	2
2010	25	348	13.9	3
2011	51	726	14.2	5
2012	54	587	10.9	5
Totals	167	2,086	12.5	15

RECEPTIONS

CAREER

Rk.	Name, Years	Rec.
1.	Ryan Switzer, 2013-16	244
2.	Quinshad Davis, 2012-15	205
3.	Hakeem Nicks, 2006-08	*181
4.	Jarwarski Pollock, 2002-05	177
5.	Erik Highsmith, 2009-12	167
6.	Na Brown, 1995-98	165
7.	Corey Holliday, 1989-93	155
8.	Dwight Jones, 2008-11	152
9.	Leon Johnson, 1993-96	151
10.	Sam Aiken, 1999-2002	146
	Bug Howard, 2013-16	146

*Participation in 2008 season later vacated due to NCAA penalty

SEASON

Rk.	Name, Year	Rec.
1.	Ryan Switzer, 2016	96
2.	Dwight Jones, 2011	85
3.	Hakeem Nicks, 2007	74
4.	Jarwarski Pollock, 2003	71
5.	Sam Aiken, 2002	68
6.	Hakeem Nicks, 2008	*68
7.	Dazz Newsome, 2019	.64
8.	Greg Little, 2009	62
	Dwight Jones, 2010	62
	Eric Ebron, 2013	62
11.	Quinshad Davis, 2012	61
	Ryan Switzer, 2014	61

*Participation in 2008 season later vacated due to NCAA penalty

GAME

Rk.	Name, Opponent, Year	Rec.
1.	Charlie Carr vs. Air Force, 1966	16
	Quinshad Davis vs. Virginia, 2012	16
	Ryan Switzer vs. Pittsburgh, 2016	16
4.	Ryan Switzer vs. Florida State, 2016	14
	Ryan Switzer vs. NC State, 2016	13
6.	Bud Phillips vs. Virginia, 1966	12
7.	Earl Winfield vs. LSU, 1985	11
	Leon Johnson vs. Duke, 1995	11
	Jarwarski Pollock vs. NC State, 2003	11
	Brooks Foster vs. Rutgers, 2006	11
	Dwight Jones vs. Duke, 2010	11
	Dazz Newsome at Pitt, 2019	.11

RECEIVING TOUCHDOWNS

CAREER

Rk.	Name, Years	TDs
1.	Quinshad Davis, 2012-15	25
2.	Hakeem Nicks, 2006-08*	21
3.	Mack Hollins, 2013-16	20
4.	Octavus Barnes, 1994-97	19
	Ryan Switzer, 2013-16	19
6.	Art Weiner, 1946-49	18
	Bug Howard, 2013-16	18
8.	Dwight Jones, 2008-11	16
9.	Sam Aiken, 1999-2002	15
	Erik Highsmith, 2009-12	15

*Participation in 2008 season later vacated due to NCAA penalty

SEASON

Rk.	Name, Year	TDs
1.	Hakeem Nicks, 2008*	12
	Dwight Jones, 2011	12
3.	Dyami Brown, 2019	.11
4.	Quinshad Davis, 2013	10
5.	Marcus Wall, 1994	9
6.	Mike Chatham, 1979	8
	Mark Smith, 1983	8
	Earl Winfield, 1985	8
	Sam Aiken, 2001	8
	Mack Hollins, 2014	8
	Mack Hollins, 2015	8
	Bug Howard, 2016	8
	Dazz Newsome, 2019	.8

*Participation in 2008 season later vacated due to NCAA penalty

GAME

Rk.	Name, Opponent, Year	TDs
1.	Chesley Borders vs. Arizona State, 2002	4

YARDS PER CATCH

CAREER*

Rk.	Name, Years	Rec.	Avg
1.	Mack Hollins, 2013-16	81	20.6
2.	Octavus Barnes, 1994-97	129	18.6
3.	Anthony Ratliff-Williams, 2016-18	80	16.8
4.	L.C. Stevens, 1995-98	120	16.7
5.	Eric Streater, 1983-86	82	16.6
6.	Mark Smith, 1980-83	87	16.5
7.	Art Weiner, 1946-49	106	16.3

*minimum 80 receptions

SEASON*

Rk.	Name, Years	Rec.	Avg
1.	Mack Hollins, 2015	30	24.8
2.	Bucky Brooks, 1993	25	20.6
	Dyami Brown, 2019	46	20.6
4.	Marcus Wall, 1994	29	19.6
5.	Brandon Tate, 2007	25	19.2
6.	Octavus Barnes, 1994	32	19.0
7.	Eric Lewis, 1987	27	18.4
8.	Octavus Barnes, 1995	53	18.3
9.	Hakeem Nicks, 2008**	68	18.0
	Anthony Ratliff-Williams, 2017	35	18.0
11.	Jimmy Jerome, 1974	47	17.8

*minimum 25 receptions
**Participation in 2008 season later vacated due to NCAA penalty

GAME*

Rk.	Name, Years	Rec.	Avg
1.	Bucky Brooks vs. Duke, 1992	5	37.0

*minimum five receptions



RECEIVING RECORDS

MISCELLANEOUS RECEIVING RECORDS

MOST CONSECUTIVE GAMES CATCHING A PASS

45 by Corey Holliday (11 games in 1990, 11 in 1991, 11 in 1992 and 12 in 1993)

MOST PASSES CAUGHT BY TWO TEAMMATES

Season: 149 by Ryan Switzer (96) and Bug Howard (53), 2016

MOST PASSES CAUGHT IN CONSECUTIVE GAMES

30 by Ryan Switzer vs. Pittsburgh (16) and Florida State (14), 2016 (ACC RECORD)

MOST PASSES CAUGHT BY A FRESHMAN

Game: 16 by Quinshad Davis vs. Virginia, 2012
Season: 61 by Quinshad Davis, 2012

MOST PASSES CAUGHT BY A RUNNING BACK

Game: 11 by Leon Johnson vs. Duke, 1995
Season: 54 by Leon Johnson, 1995
Career: 151 by Leon Johnson, 1993-96

MOST PASSES CAUGHT BY A TIGHT END

Game: 10 by Mike Chatham vs. Wake Forest, 1979
Season: 62 by Eric Ebron, 2013
Career: 112 by Eric Ebron, 2011-13

MOST YARDS GAINED BY A FRESHMAN

Game: 178 by Quinshad Davis vs. Virginia, 2012 (16 receptions)
Season: 776 by Quinshad Davis, 2012 (61 receptions)

MOST GAMES GAINING 100 YARDS OR MORE

Season: 5 by Dwight Jones, 2011; **Note:** Hakeem Nicks also had 5 in 2008, which was later vacated due to NCAA penalty
Career: 9 by Dwight Jones, 2008-11; **Note:** Hakeem Nicks had 10, including five in 2008 that were later vacated due to NCAA penalty

MOST TOUCHDOWN PASSES CAUGHT

Game: 4 by Chesley Borders vs. Arizona State, 2002
Season: 12 by Hakeem Nicks, 2008; by Dwight Jones, 2011
Career: 25 by Quinshad Davis, 2012-15

SINGLE-GAME RECEPTION LEADERS BY CLASS

Freshman: 16 by Quinshad Davis vs. Virginia, 2012
Sophomore: 9 by Octavus Barnes vs. Virginia, 1995; by Na Brown vs. Maryland, 1996; by Hakeem Nicks vs. Wake Forest, 2007; by Ryan Switzer vs. Georgia Tech, 2014; by Ryan Switzer vs. Miami, 2014; by Jordon Brown vs. Cal, 2017; by Jordon Brown at Georgia Tech, 2017
Junior: 16 by Charlie Carr vs. Air Force, 1966
Senior: 16 by Ryan Switzer vs. Pittsburgh, 2016

SINGLE-SEASON RECEPTION LEADERS BY CLASS

Freshman: 61 by Quinshad Davis, 2012
Sophomore: 74 by Hakeem Nicks, 2007
Junior: 71 by Jarwarski Pollock, 2003
Senior: 96 by Ryan Switzer, 2016

LONGEST PASS PLAYS

Rk.	Year	Passer	Receiver	Opponent	Yards
1.	2010	T.J. Yates	Jheranie Boyd	LSU	*97
2.	1987	Mark Maye	Randy Marriott	Georgia Tech	*93
3.	2014	+Marquise Williams	Mack Hollins	San Diego State	*91
4.	2015	Marquise Williams	Ryan Switzer	Duke	*89
5.	1995	^Mike Thomas	L.C. Stevens	Arkansas	*87
	2005	Matt Baker	Derelle Mitchell	Georgia Tech	*87
7.	1943	Billy Myers	Eddie Bryant	Duke (1st game)	*84
8.	2006	Joe Dailey	Hakeem Nicks	Duke	*83
9.	1985	Kevin Anthony	Earl Winfield	Navy	*82
	1986	Mark Maye	Randy Marriott	Duke	*82
	2010	T.J. Yates	Dwight Jones	Virginia	*81
12.	1996	Oscar Davenport	L.C. Stevens	Duke	*80
13.	2018	Nathan Elliott	Carl Tucker	Virginia Tech	80
14.	2013	Marquise Williams	Eric Ebron	Duke	79
15.	1929	Phil Jackson	Yank Spaulding	Maryland	*78
	2000	Ronald Curry	Kory Bailey	Georgia Tech	*78
	2012	Bryn Renner	Giovani Bernard	Georgia Tech	*78
18.	2002	Darian Durant	Sam Aiken	Virginia	*77
19.	1931	Bill Croom	Rip Slusser	NC State	*76
	1968	Gayle Bomar	Tony Blanchard	Wake Forest	*76
	1996	Chris Keldorf	L.C. Stevens	Maryland	*76
	2003	Matt Baker	Adarius Bowman	NC State	*76

* denotes touchdown

^ Thomas to Stevens vs. Arkansas is the longest in a UNC bowl game, Carquest Bowl, Fort Lauderdale, Fla.

+ Williams to Hollins vs. San Diego State is Carolina's longest pass play in Kenan Stadium history

Durant to Aiken is the longest touchdown pass by a UNC freshman quarterback



Corey Holliday caught a pass in a school-record 45-consecutive games during a standout career.

SPECIAL PASSING, RUSHING & RECEIVING RECORDS



TWO PLAYERS RUSHING FOR 100 YARDS

Virginia, 1936: Randy Cooner 103, Jim Hutchins 101
Citadel, 1939: George Stirnweiss 169, Jim Lalanne 110
Virginia, 1943: George Grimes 155, Hosea Rodgers 108
Virginia, 1946: Charlie Justice 169, Walt Pupa 128
Maryland, 1947: Walt Pupa 135, Charlie Justice 106
Duke, 1948: Charlie Justice 120, Hosea Rodgers 105
Duke, 1964: Eddie Kesler 172, Ken Willard 107
VMI, 1969: Ricky Lanier 174, Don McCauley 133
NC State, 1970: Don McCauley 171, Ike Oglesby 110
VMI, 1970: Don McCauley 127, Ike Oglesby 106
Ohio U., 1974: James Betterson 134, Mike Voight 102
Virginia, 1978: Amos Lawrence 131, Chuck Sharpe 100
Cincinnati, 1979: Amos Lawrence 143, Doug Paschal 111
Furman, 1980: Amos Lawrence 119, Kelvin Bryant 105
Georgia Tech, 1980: Kelvin Bryant 112, Amos Lawrence 102
East Carolina, 1980: Amos Lawrence 138, Kelvin Bryant 107
Clemson, 1980: Kelvin Bryant 138, Amos Lawrence 112
Duke, 1980: Kelvin Bryant 199, Amos Lawrence 143
Wake Forest, 1981: Tyrone Anthony 224, Bobby Ratliff 158
Arkansas, 1981 (Gator Bowl): Kelvin Bryant 148, Ethan Horton 144
Wake Forest, 1982: Tyrone Anthony 179, Kelvin Bryant 142
NC State, 1983: Tyrone Anthony 130, Ethan Horton 111
Duke, 1983: Tyrone Anthony 232, Ethan Horton 107
NC State, 1984: William Humes 156, Ethan Horton 122
Maryland, 1991: William Henderson 101, Natrone Means 101
Duke, 1991: Natrone Means 181, Randy Jordan 108
Ohio U., 1993: Leon Johnson 147, Curtis Johnson 144
Maryland, 1993: Curtis Johnson 168, Leon Johnson 101
Wake Forest, 1993: Curtis Johnson 132, Leon Johnson 119
Georgia Tech, 1994: Curtis Johnson 111, Leon Johnson 110
William & Mary, 2004: Ronnie McGill 133, Jacque Lewis 123
East Carolina, 2010: Johnny White 140, Shaun Draughn 137
Illinois, 2015: Elijah Hood 129, Marquise Williams 105
Miami, 2015: Elijah Hood 132, Marquise Williams 101
NC State, 2015: Elijah Hood 220, T.J. Logan 100

THREE PLAYERS RUSHING FOR 100 YARDS

Wake Forest, 1983: Tyrone Anthony 157, Eddie Colson 119, Ethan Horton 116.

TWO PLAYERS RUSHING FOR 100 YARDS & ANOTHER PASSING FOR 200 YARDS

Georgia Tech, 1980: Kelvin Bryant 112 rush, Amos Lawrence 102 rush, Rod Elkins 201 pass
William & Mary, 2004: Ronnie McGill 133 rush, Jacque Lewis 123 rush, Darian Durant 234 pass

ONE PLAYER RUSHING FOR 100 YARDS & PASSING FOR 200 YARDS

Georgia, 1965: Danny Talbott 102 rush and 216 pass
Wake Forest, 1968: Gayle Bomar 173 rush and 243 pass
Duke, 2000: Ronald Curry 105 rush and 218 pass
Clemson, 2003: Darian Durant 110 rush and 208 pass
Duke, 2013: Marquise Williams 104 rush and 223 pass
Notre Dame, 2014: Marquise Williams 132 rush and 303 pass
Pittsburgh, 2014: Marquise Williams 122 rush and 276 pass
Illinois, 2015: Marquise Williams 105 rush and 203 pass

ONE PLAYER RUSHING FOR 100 YARDS & PASSING FOR 200, ANOTHER PLAYER RECEIVING FOR 100 YARDS

Duke, 2000: Ronald Curry 105 rush and 218 pass, Bosley Allen 101 receiving
Duke, 2013: Marquise Williams 104 rush and 223 pass, Eric Ebron 121 receiving

ONE PLAYER RUSHING FOR 100 YARDS & PASSING FOR 100 YARDS

Georgia, 1948: Charlie Justice 106 rush and 198 pass
VMI, 1969: Ricky Lanier 174 rush and 136 pass
Illinois, 2015: Marquise Williams 105 rush and 203 pass
Georgia Tech, 2015: Marquise Williams 148 rush and 134 pass
Miami, 2015: Marquise Williams 101 rush and 109 pass

ONE PLAYER RUSHING FOR 200 YARDS & ANOTHER PASSING FOR 100 YARDS

Duke, 1970: Don McCauley 279 rush, Paul Miller 133 pass
Clemson, 1975: Mike Voight 228 rush, Bill Paschall 118 pass
Virginia, 1977: Amos Lawrence 286 rush, Matt Kupec 155 pass
East Carolina, 1981: Kelvin Bryant 211 rush, Rod Elkins 161 pass
Vanderbilt, 1982: Ethan Horton 201 rush, Rod Elkins 146 pass
The Citadel, 1986: Derrick Fenner 216 rush, Jonathan Hall 135 pass
Maryland, 1992: Natrone Means 249 rush, Jason Stanicek 139 pass
Wake Forest, 2003: Ronnie McGill 244 rush, Darian Durant 147 pass

ONE PLAYER RUSHING FOR 100 YARDS, ANOTHER RECEIVING 100 YARDS

Duke, 1949: Billy Hayes 116 rush, Art Weiner 105 rec.
William & Mary, 1950: Dick Bunting 152 rush, Benny Walser 105 rec.
Wake Forest, 1958: Wade Smith 123 rush, John Schroeder 106 rec.
Miami of Florida, 1963: Ken Willard 112 rush, Bob Lacey 108 rec.
South Carolina, 1964: Ken Willard 139 rush, Ronnie Jackson 123 rec.
Wake Forest, 1968: Gayle Bomar 173 rush, Tony Blanchard 149 rec.
Pittsburgh, 1974: Mike Voight 113 rush, Jimmy Jerome 122 rec.
Virginia, 1975: James Betterson 103 rush, Mel Collins 104 rec.
Bowling Green, 1982: Kelvin Bryant 149 rush, Earl Winfield 115 rec.
Miami (Ohio), 1983: William Humes 161 rush, Mark Smith 121 rec.
NC State, 1986: Eric Starr 102 rush, Quinton Smith 126 rec.
Maryland, 1986: Derrick Fenner 173 rush, Eric Streater 107 rec.
Duke, 1986: Eric Starr 184 rush, Randy Marriott 116 rec.
Maryland, 1990: Natrone Means 111 rush, Corey Holliday 134 rec.
Navy, 1992: Natrone Means 112 rush, Corey Holliday 152 rec.
Wake Forest, 1994: Curtis Johnson 123 rush, Marcus Wall 148 rec.
Duke, 1994: Leon Johnson 140 rush, Octavus Barnes 165 rec.
Duke, 1996: Leon Johnson 167 rush, L.C. Stevens 135 rec.
Duke, 2000: Ronald Curry 105 rush, Bosley Allen 101 rec.
McNeese State, 2008: Brandon Tate 106 rush, Hakeem Nicks, 110 rec.
William & Mary, 2010: Johnny White 164 rush, Dwight Jones 107 rec.
Duke, 2010: Anthony Elzy 116 rush, Dwight Jones 121 rec.
Wake Forest, 2011: Giovanni Bernard 154 rush, Dwight Jones 138 rec.
Duke, 2011: Giovanni Bernard 165 rush, Dwight Jones 101 rec.
Maryland, 2012: Giovanni Bernard 163 rush, Quinshad Davis 135 rec.
Old Dominion, 2013: T.J. Logan 137 rush, Ryan Switzer 118 rec.
Duke, 2013: Marquise Williams 104 rush, Eric Ebron 121 rec.
Duke, 2014: T.J. Logan 116 rush, Ryan Switzer 109 rec.
South Carolina, 2015: Elijah Hood 132 rush, Bug Howard 114 rec.
Wake Forest, 2015: Elijah Hood 101 rush, Mack Hollins 101 rec.
James Madison, 2016: Elijah Hood 106 rush, Ryan Switzer 101 rec.
Virginia, 2016: Elijah Hood 107 rush, Bug Howard 109 rec.
Georgia Tech, 2016: Elijah Hood 168 rush, Bug Howard 120 rec.
Pittsburgh, 2018: Antonio Williams 114 rush, Dazz Newsome 110 rec.
Duke, 2019: Javonte Williams 111 rush, Dazz Newsome 103 rec.
Pittsburgh, 2019: Dazz Newsome 170, Antonio Williams 107 rush

TWO PLAYERS RUSHING FOR 100 YARDS, ANOTHER RECEIVING FOR 100 YARDS

Ohio University, 1974: James Betterson 134 rushing, Mike Voight 102 rushing, Jimmy Jerome 113 receiving

ONE PLAYER RUSHING FOR 100 YARDS, ONE PASSING FOR 200 YARDS & ONE RECEIVING 100 YARDS

South Carolina, 1964: Ken Willard 139 rushing, Gary Black 206 passing, Ronnie Jackson 123 receiving
Wake Forest, 1968: Gayle Bomar 173 rushing and 243 passing, Tony Blanchard 149 receiving
Bowling Green, 1982: Kelvin Bryant 149 rushing, Scott Stankavage 207 passing, Earl Winfield 115 receiving
NC State, 1986: Eric Starr 102 rushing, Mark Maye 311 passing, Quinton Smith 126 receiving
Maryland, 1986: Derrick Fenner 173 rushing, Mark Maye 316 passing, Eric Streater 107 receiving
Duke, 1986: Eric Starr 184 rushing, Mark Maye 319 passing, Randy Marriott 119 receiving
Maryland, 1990: Natrone Means 111 rushing, Todd Burnett 312 passing, Corey Holliday 134 receiving
Navy, 1992: Natrone Means 112 rushing, Jason Stanicek 219 passing, Corey Holliday 152 receiving
Duke, 1994: Leon Johnson 140 rushing, Mike Thomas 210 passing, Octavus Barnes 165 receiving
McNeese State, 2008: Brandon Tate 106 rushing, T.J. Yates 221 passing, Hakeem Nicks 110 receiving
William & Mary, 2010: Johnny White 164 rushing, T.J. Yates 238 passing, Dwight Jones 107 receiving
Duke, 2010: Anthony Elzy 116 rushing, T.J. Yates 264 passing, Dwight Jones 121 receiving
Wake Forest, 2011: Giovanni Bernard 165 rushing, Bryn Renner 338 passing, Dwight Jones 138 receiving
Duke, 2011: Giovanni Bernard 165 rushing, Bryn Renner 274 passing, Dwight Jones 101 receiving
Maryland, 2012: Giovanni Bernard 163 rushing, Bryn Renner 305 passing, Quinshad Davis 135 receiving
Old Dominion, 2013: T.J. Logan 137 rushing, Marquise Williams 409 passing, Ryan Switzer 118 receiving
Duke, 2014: T.J. Logan 116 rushing, Marquise Williams 276 passing, Ryan Switzer 109 receiving
South Carolina, 2015: Elijah Hood 132 rush, Marquise Williams 232 passing, Bug Howard 114 receiving
Wake Forest, 2015: Elijah Hood 101 rush, Marquise Williams 282 passing, Mack Hollins 101 receiving
James Madison, 2016: Elijah Hood 106 rush, Mitch Trubisky 432 passing, Ryan Switzer 101 rec.
Virginia, 2016: Elijah Hood 107 rush, Mitch Trubisky 310 passing, Bug Howard 109 rec.
Georgia Tech, 2016: Elijah Hood 168 rush, Mitch Trubisky 329 passing, Bug Howard 120 rec.
Pittsburgh, 2018: Antonio Williams 114 rush, Nathan Elliott 313 passing, Dazz Newsome 110 rec.
Duke, 2019: Javonte Williams 111 rush, Sam Howell 227 passing, Dazz Newsome 103 rec.
Pittsburgh, 2019: Dazz Newsome 170, Sam Howell 322 passing, Antonio Williams 107 rush

TWO PLAYERS RUSHING FOR 100 YARDS, ONE PASSING FOR 200 YARDS, TWO RECEIVING FOR 100 YARDS

Maryland, 1993: Curtis Johnson 168 rushing, Leon Johnson 101 rushing, Jason Stanicek 288 passing, Corey Holliday 149 receiving, Bucky Brooks 115 receiving

ONE PLAYER RUSHING FOR 100 YARDS & RECEIVING FOR 100 YARDS

Georgia Tech, 1997: Jonathan Linton 138 rushing, 137 receiving

ONE PLAYER RUSHING & RECEIVING FOR 100 YARDS, ANOTHER PASSING FOR 200 YARDS

Georgia Tech, 1997: Jonathan Linton 138 rushing, 137 receiving, Oscar Davenport 360 passing



INTERCEPTION RECORDS



TOP FIVE CAREER INTERCEPTIONS

1. DRE' BLY (ACC All-Time Leader)

Year	No.	Yards	TD
1996	11	141	1
1997	5	55	1
1998	4	2	0
Totals	20	198	2

2. LOU ANGELO

Year	No.	Yards	TD
1970	5	37	0
1971	3	6	0
1972	8	72	0
Totals	16	115	0

3. TRE BOSTON

Year	No.	Yards	TD
2010	1	2	0
2011	3	20	0
2012	4	38	1
2013	5	19	0
Totals	13	79	1

T4. BUDDY CURRY

Year	No.	Yards	TD
1976	2	11	0
1977	3	37	1
1978	2	36	0
1979	5	27	0
Totals	12	111	1

T4. BOBBY CALE

Year	No.	Yards	TD
1975	0	0	0
1976	5	8	0
1977	4	22	0
1978	3	60	0
Totals	12	90	0

T4. TRIMANE GODDARD

Year	No.	Yards	TD
2004	0	0	0
2005	3	1	0
2007	2	0	0
2008	7	156	1
Totals	12	157	1

*T4. DEUNTA WILLIAMS

Year	No.	Yards	TD
2007	3	84	0
2008	3	33	0
2009	6	114	0
2010	0	0	0
Totals	12	231	0

*Participation in 2009 season later vacated due to NCAA penalty



INTERCEPTIONS

CAREER

Rk.	Name, Years	INT
1.	Dre' Bly, 1996-98	20
2.	Lou Angelo, 1970-72	16
3.	Tre Boston, 2010-13	13
4.	Buddy Curry, 1976-79	12
	Bobby Cale, 1975-78	12
	Trimane Goddard, 2004-08	12
	Deunta Williams, 2007-10*	12
8.	Steve Streater, 1978-80	11
9.	George Watson, 1936-38	10
	George Radman, 1937-39	10
	Dick Bunting, 1947-50	10
	Jack Cummings, 1957-59	10
	Sean Crocker, 1990-93	10

*Participation in 2009 season later vacated due to NCAA penalty

SEASON

Rk.	Name, Year	INT
1.	Dre' Bly, 1996	11
2.	Lou Angelo, 1972	8
3.	Junior Edge, 1961	7
	Trimane Goddard, 2008	7
5.	Don Jackson, 1935	6
	Dick Bunting, 1949	6
	Walter Black, 1981	6
	Larry Griffin, 1985	6
	Derrick Donald, 1986	6
	Deunta Williams, 2009*	6

*Participation in 2009 season later vacated due to NCAA penalty

GAME

Rk.	Name, Opponent, Year	INT
1.	Don Jackson vs. Tennessee, 1935	4

PASS BREAKUPS

CAREER

Rk.	Name, Years	PBUs
1.	M.J. Stewart, 2014-17	41
2.	Robert Williams, 1995-97	40
3.	Michael Waddell, 2000-04	36
4.	Dre' Bly, 1996-98	27
	Des Lawrence, 2013-16	27
6.	Tim Scott, 2011-14	25
7.	Jabari Price, 2010-13	24
8.	Sean Crocker, 1990-93	22
9.	Errol Hood, 1998-2001	20
	Tre Boston, 2010-13	20

SEASON

Rk.	Name, Year	PBUs
1.	Robert Williams, 1996	23
2.	Steve Fisher, 1998	17
3.	Thomas Smith, 1991	16
4.	Michael Waddell, 2001	14
	Des Lawrence, 2015	14
	M.J. Stewart, 2015	14
7.	Dre' Bly, 1996	13
	Robert Williams, 1997	13
	K.J. Sails, 2017	13
9.	Errol Hood, 2000	12
	Michael Waddell, 2000	12
	M.J. Stewart, 2017	12

LONGEST INTERCEPTION RETURNS

Rk.	Year	Player	Opponent	Yards
1.	1950	Bob Gantt	William & Mary	*100
	1994	Reggie Love	Tulane	*100
	2014	Brian Walker	San Diego State	*100
4.	2007	Charles Brown	NC State	*92
5.	1999	Antwon Black	Virginia	*89
6.	1990	Cookie Massey	Connecticut	*87
7.	1996	Brian Simmons	Louisville	*84
8.	2009	Kendric Burney	Miami	^*77
9.	2007	Kendric Burney	NC State	*76
10.	1936	John Trimpey	Virginia	*75

* returned for touchdowns
^ participation in 2009 season later vacated due to NCAA penalty

MISCELLANEOUS INTERCEPTION RECORDS

MOST INTERCEPTIONS BY A LINEBACKER

Season: 5 by Buddy Curry, 1979
Career: 12 by Buddy Curry, 1976-79

MOST INTERCEPTIONS BY A FRESHMAN

Game: 3 by Dre' Bly vs. Georgia Tech, 1996
Season: 11 by Dre' Bly, 1996

MOST YARDS ON INTERCEPTION RETURNS

Game: 125 by Bill Maceyko vs. Maryland, 1948; *170 by Kendric Burney vs. Miami, 2009 (3 INTs)
Season: 160 by Brian Simmons, 1996 (4 INTs); *200 by Kendric Burney, 2009 (5 INTs)
Career: 206 by Kareen Taylor, 2003-06 (8 INTs); *358 by Kendric Burney, 2007-10

*Participation in 2009 season later vacated due to NCAA penalty

MOST TOUCHDOWNS ON INTERCEPTION RETURNS


Game: 2 by Bill Maceyko vs. Maryland, 1948
Season: 2 by Bill Maceyko, 1948; by Greg Poole, 1981; by Kendric Burney, 2009; by Jeff Schoettmer, 2014
Career: 2 by several players; *3 by Kendric Burney, 2007-10 (1 in 2007, 2 in 2009)

*Participation in 2009 season later vacated due to NCAA penalty

LONGEST RUN AFTER INTERCEPTED PASS

100 yards by Bob Gantt vs. William & Mary, 1950 (Kenan Stadium); 100 yards by Reggie Love vs. Tulane, 1994 (Kenan Stadium); 100 yards by Brian Walker vs. San Diego State (Kenan Stadium)

DEFENSIVE RECORDS



Defensive end Greg Ellis posted a school record 32.5 career sacks.

TACKLES

CAREER

Rk.	Name, Years	Tackles
1.	Dwight Hollier, LB, 1988-91	502
2.	Darrell Nicholson, LB, 1978-81	467
3.	Dexter Reid, FS, 2000-03	466
4.	Tommy Thigpen, LB, 1989-92	409
5.	Kivuusama Mays, LB, 1994-97	389
6.	Carlton Bailey, 1984-87	382
7.	Brandon Spoon, LB, 1996-2000	372
8.	Rondell Jones, 1989-92	350
9.	Brian Simmons, LB, 1994-97	340
10.	Cole Holcomb, LB, 2015-18	328

SEASON

Rk.	Name, Years	Tackles
1.	Buddy Curry, LB, 1979	171
2.	Dexter Reid, FS, 2002	166
3.	Troy Simmons, 1984	162
	Carl Carr, 1985	162
	Brett Rudolph, 1985	162
6.	Dwight Hollier, LB, 1989	159
7.	Buddy Curry, LB, 1978	155
	Dwight Hollier, LB, 1990	155
9.	Micah Moon, LB, 1984	153
10.	Darrell Nicholson, LB, 1979	147

SACKS

CAREER

Rk.	Name, Years	Sacks
1.	Greg Ellis, 1994-97	32.5
2.	Julius Peppers, 1999-2001	30.5
3.	Marcus Jones, 1992-95	24
	Quinton Coples, 2008-11	24
5.	Lawrence Taylor, 1978-80	21
6.	William Fuller, 1980-83	20
7.	Kareem Martin, 2010-13	19.5
8.	Hilee Taylor, 2004-07	19

SEASON

Rk.	Name, Year	Sacks
1.	Lawrence Taylor, 1980	16-127
2.	Julius Peppers, 2000	15-117
3.	Greg Ellis, 1996	12.5-99
4.	Kareem Martin, 2013	11.5-85
5.	Robert Quinn, 2009	11.0-94
6.	Hilee Taylor, 2007	10.5-85
7.	Quinton Coples, 2010	10-73
8.	Julius Peppers, 2001	9.5-56
9.	William Fuller, 1981	9-66
	Greg Ellis, 1997	9-65

GAME

Rk.	Name, Opponent, Year	Sacks
1.	Julius Peppers, Virginia, 2001	4
2.	Kareem Martin, Pittsburgh, 2013	3.5
3.	Tomon Fox, Miami, 2019	3.0

TACKLES FOR LOSS

Rk.	Name, Years	TFL
1.	William Fuller, 1980-83	57
2.	Julius Peppers, 1999-2001	53
3.	Greg Ellis, 1994-97	50
4.	Marcus Jones, 1992-95	46
5.	Kareem Martin, 2010-13	45
6.	Quinton Coples, 2008-11	40.5
7.	Malik Carney, 2015-18	33
8.	Ebenezer Ekuban, 1995-98	32

SEASON

Rk.	Name, Year	TFL
1.	Julius Peppers, 2000	24
2.	Ebenezer Ekuban, 1998	23
3.	William Fuller, 1981	22
	William Fuller, 1983	22
	Lawrence Taylor, 1980	22
6.	Kareem Martin, 2013	21.5
7.	Marcus Jones, 1995	19
	Julius Peppers, 2001	19
	Robert Quinn, 2009	19
10.	Kevin Reddick, 2012	18.5

MISCELLANEOUS RECORDS

CAROLINA TURNOVERS, SINGLE-SEASON HIGHS/LOWS

Most Fumbles: 41 in 1973
Most Fumbles Lost: 24 in 1973
Most Interceptions defensively: 23 in 1935 & 1937
Most Yards on Interception Returns: 508 in 2009 (19 interceptions)
Most TDs on Interception Returns: 4 in 2008, 2009
Fewest Interceptions by UNC's defense: 1 in 2016
Fewest Interceptions thrown by UNC: 6 in 1974, 1996, 2016
Fewest Turnovers by UNC's offense: 11 by 2019 (4 fumbles, 7 interceptions); 12 in 1996 (6 fumbles, 6 interceptions)
Most Turnovers by UNC's offense: 42 in 1960 (23 fumbles, 19 interceptions)
Most Opponents' Fumbles Recovered and Passes Intercepted by UNC: 44 in 1939 (24 fumbles, 20 interceptions)
Most Opponents' Fumbles Recovered: 26 in 1953
Most Interceptions thrown by UNC: 21 in 1972
Fewest Fumbles Lost: 4 in 2019

UNC TURNOVERS, SINGLE-GAME HIGHS

Most Turnovers: 14 vs. VMI, 1915 (all fumbles)
Most Plays Without a Turnover in a Complete Game: 97 vs. NC State, 1971
Most Turnovers in a Win: 8 (4 fumbles, 4 interceptions) vs. Virginia, 1939 (19-0); 8 (7 fumbles, 1 interception) vs. South Carolina (27-19), 1952
Most Interceptions in a Win: 4 vs. Virginia, 1939 (19-0); vs. NC State, 1954 (20-6)

UNC FUMBLES, SINGLE-GAME HIGHS

Most Fumbles: 16 vs. VMI, 1915
Most Fumbles Lost: 14 vs. VMI, 1915
Most Fumbles Lost in a Win: 8 vs. Virginia Tech, 1938 (7-0)
Fewest Fumbles: 0 many times; last time vs. Virginia, 2019

OPPONENT TURNOVERS, SINGLE-GAME HIGHS

Most Opponents' Passes Intercepted and Fumbles Recovered by UNC: 9 vs. Tennessee, 1935 (9 interceptions); vs. NC State, 1935 (5 fumbles and 4 interceptions); vs. NYU, 1937 (2 fumbles and 7 interceptions)
Most Fumbles Caused by UNC: 11 vs. Florida, 1968
Most Fumbles Recovered: 8 vs. Washington & Lee, 1953; vs. Florida, 1968

FIRST DOWNS RECORDS

FIRST DOWNS, SINGLE-GAME RECORDS

Most First Downs: 36 vs. Pittsburgh, 1974
Most First Downs Rushing: 27 vs. William & Mary, 1971
Most First Downs Passing: 19 vs. Maryland, 1996; vs. Georgia Tech, 2014; vs. Georgia Tech, 2019
Most First Downs by Penalty: 6 vs. Maryland, 1980
Most First Downs in a Loss: 31 vs. Syracuse, 2003 (49-47, 3OT)
Fewest First Downs: 1 vs. Duke, 1932; vs. Wake Forest, 1944
Fewest First Downs in a Win: 8 vs. Virginia, 1949 (14-7)

FIRST DOWNS, SINGLE-SEASON RECORDS

Most First Downs: 335 in 2015
Most First Downs Per Game: 24.4 in 1983 (268 in 11)
Most First Downs Rushing: 173 in 1970
Most First Downs Passing: 159 in 2012 & 2013
Most First Downs by Penalty: 31 in 2015

PENALTY RECORDS

PENALTIES, SINGLE-GAME RECORDS

Most Penalties Against: 16 vs. Virginia, 1975
Most Yards Penalized: 150 vs. Duke, 1947
Fewest Penalties: 0 vs. Georgia, 1931; vs. Virginia, 1934; vs. Maryland, 1935; vs. Fordham, 1940; vs. Wake Forest, 1941; vs. Wake Forest, 1944; vs. Clemson, 1960; vs. Wake Forest, 1968; vs. Wake Forest, 1969

PENALTIES, SINGLE-SEASON RECORDS

Most Penalties: 99 in 2010, 2014, 2016
Most Yards Penalized: 831 in 2013
Fewest Penalties: 32 in 1966
Fewest Yards Penalized: 237 in 1944

LONGEST FUMBLE RETURNS

Rk.	Year	Player	Opponent	Yards
1.	1984	Carl Carr	Duke	*96
2.	1998	Antwon Black	Georgia Tech	*81
3.	1977	Alan Caldwell	Wake Forest	*73
4.	2017	Cayson Collins	Pitt	66
5.	1993	Greg DeLong	Ohio	*53
6.	2015	Sam Smiley	North Carolina A&T	52
7.	2009	Quan Sturdivant	Georgia Southern	*49
8.	1936	Pete Avery	Tennessee	*45
9.	2009	Melvin Williams	Miami	*44
10.	2014	Cayson Collins	Miami	*39

* denotes touchdowns



FIELD GOAL & EXTRA POINT RECORDS



Casey Barth finished his career with a school-record 66 made field goals.

FIELD GOALS MADE

CAREER

Rk.	Name, Years	FGs
1.	Casey Barth, 2008-12 (82 atts.)	66
2.	Connor Barth, 2004-07	54
3.	Josh McGee, 1996-99	52
4.	Clint Gwaltney, 1988-91	43
5.	Nick Weiler, 2013-16	40
6.	Tripp Pignetti, 1991-94	38
7.	Brooks Barwick, 1981-83	37
8.	Kenny Miller, 1984-87	34
9.	Tom Biddle, 1975-77	34
10.	Jeff Reed, 2000-01	28

SEASON

Rk.	Name, Year	FGs
1.	Clint Gwaltney, 1990 (27 atts.)	21
	Casey Barth, 2009 (25 atts.)	21
3.	Brooks Barwick, 1982	20
	Nick Weiler, 2015	20
5.	Connor Barth, 2007	19
	Casey Barth, 2010	19
7.	Freeman Jones, 2018	18
8.	Josh McGee, 1999	17
	Noah Ruggles, 2019	17
10.	Kenny Miller, 1984	16
	Jeff Reed, 2000	16
12.	Tom Biddle, 1977	15
	Casey Barth, 2012	15
	Nick Weiler, 2016	15

GAME

Rk.	Name, Opponent, Year	FGs
1.	Josh McGee vs. Duke, 1999 (6 atts.)	6

FIELD GOAL ATTEMPTS

CAREER

Rk.	Name, Years	FG Attempts
1.	Casey Barth, 2008-12 (made 66)	82
2.	Josh McGee, 1996-99	72
3.	Connor Barth, 2004-07	71
4.	Clint Gwaltney, 1988-91	64
5.	Tom Biddle, 1975-77	56
6.	Nick Weiler, 2013-16	52
7.	Jeff Hayes, 1978-81	50
	Kenny Miller, 1984-87	50

SEASON

Rk.	Name, Year	FG Attempts
1.	Freeman Jones, 2018 (made 18)	28
2.	Clint Gwaltney, 1990	27
3.	Casey Barth, 2009	25
4.	Tom Biddle, 1977	24
	Noah Ruggles, 2019	24
6.	Brooks Barwick, 1982	23
	Nick Weiler, 2015	23
8.	Connor Barth, 2007	22
	Casey Barth, 2010	22
10.	Don Hartig, 1969	21
	Kenny Miller, 1987	21
	Josh McGee, 1999	21
	Connor Barth, 2005	21
	Nick Weiler, 2016	21

GAME

Rk.	Name, Opponent, Year	FG Attempts
1.	Clint Gwaltney vs. Maryland, 1990 (made 4)	6
	Josh McGee vs. Duke, 1999 (made 6)	6
	Freeman Jones vs. Virginia Tech, 2018 (made 4)	6

PATS MADE

CAREER

Rk.	Name, Years	PATs
1.	Casey Barth, 2008-12 (161 atts.)	160
2.	Nick Weiler, 2013-16	153
3.	Jeff Hayes, 1978-81	133
4.	Tripp Pignetti, 1991-94	117
5.	Josh McGee, 1996-99	115
6.	Thomas Moore, 2011-14	113
7.	Connor Barth, 2004-07	103
8.	Box Cox, 1945-48	95
9.	Ellis Alexander, 1972-74	94

SEASON

Rk.	Name, Year	PATs
1.	Nick Weiler, 2015 (67 atts.)	67
2.	Nick Weiler, 2016 (52 atts.)	51
3.	Tripp Pignetti, 1993 (52 atts.)	50
4.	Thomas Moore, 2013	46
5.	Jeff Hayes, 1981	45
6.	Casey Barth, 2012	44
7.	Ken Craven, 1970	41
8.	Brooks Barwick, 1983	40
9.	Noah Ruggles, 2019	39
10.	Casey Barth, 2010	38
	Thomas Moore, 2011	38

GAME

Rk.	Name, Opponent, Year	PATs
1.	Casey Barth vs. Idaho, 2012	9

PATS ATTEMPTED

CAREER

Rk.	Name, Years	PAT Attempts
1.	Casey Barth, 2008-12 (160 made)	161
2.	Nick Weiler, 2013-16	156
3.	Jeff Hayes, 1978-81	139
4.	Tripp Pignetti, 1991-94	121
5.	Josh McGee, 1996-99	120
6.	Thomas Moore, 2011-14	115
7.	Connor Barth, 2004-07	109

SEASON

Rk.	Name, Years	PAT Attempts
1.	Nick Weiler, 2015 (made 67)	67
2.	Tripp Pignetti, 1993 (made 50)	52
	Nick Weiler, 2016 (made 51)	52
4.	Thomas Moore, 2013	48
5.	Jeff Hayes, 1981	46
6.	Casey Barth, 2012	44
7.	Ken Craven, 1970	42
	Brooks Barwick, 1983	42
9.	Noah Ruggles, 2019	39
10.	Ellis Alexander, 1972	38
	Tripp Pignetti, 1994	38
	Josh McGee, 1996	38
	Casey Barth, 2010	38
	Thomas Moore, 2011	38
	Freeman Jones, 2017	38

GAME

Rk.	Name, Opponent, Year	PAT Attempts
1.	Casey Barth vs. Idaho, 2012	9
	Nick Weiler vs. Duke, 2015	9
	Freeman Jones vs. Western Carolina, 2017	9

KICKING & PUNTING RECORDS



KICKING RECORDS

HIGHEST PERCENTAGE OF EXTRA POINTS MADE

Season: (Min. 30 atts.) 100.0 by Jeff Hayes, 1979 (35 of 35); by Brooks Barwick, 1982 (37 of 37); by Josh McGee, 1998 (30 of 30); by Jeff Reed, 2000 (30 of 30); by Dan Orner, 2003 (35 of 35); by Casey Barth, 2008 (33 of 33); by Casey Barth, 2010 (38 of 38); by Thomas Moore, 2011 (38 of 38); by Casey Barth, 2012 (44 of 44); by Nick Weiler, 2015 (67 of 67); by Noah Ruggles, 2019 (39 of 39)
Career: (Min. 60 atts.) 99.4 by Casey Barth, 2008-12 (160 of 161)

MOST POINTS SCORED BY KICKING

Game: 20 by Josh McGee vs. Duke, 1999 (6 FGs and 2 PATs)
Season: 127 by Nick Weiler, 2015 (20 FGs, 67 PATs)
Career: 358 by Casey Barth, 2008-12 (66 FGs and 160 PATs)

MOST CONSECUTIVE EXTRA POINTS MADE

Season: 67 by Nick Weiler, 2015
Career: 126 by Casey Barth, 2009-12

HIGHEST PERCENTAGE OF FIELD GOALS MADE

Season: (Min. 15 atts.) 88.9 by Kenny Miller, 1984 (16 of 18)
Career: (Min. 30 atts.) 87.5 by Jeff Reed, 2000-01 (28 of 32)

MOST CONSECUTIVE GAMES KICKING A FIELD GOAL

18 by Brooks Barwick, 1981-83

MOST CONSECUTIVE FIELD GOALS MADE

19 by Connor Barth, 2005-07 (final attempt in 2005, all 10 attempts in 2006, first nine attempts in 2007)

MOST FIELD GOALS MADE, 50 YARDS OR MORE

Game: 3 by Dan Orner, 2002 vs. Syracuse (51, 52, 55)
Season: 3 by Dan Orner, 2002 & 2003; by Nick Weiler, 2016
Career: 6 by Dan Orner, 2002-03

MOST FIELD GOALS BY A FRESHMAN

Game: 3 by Kenny Miller vs. Memphis State, 1984; vs. Maryland, 1984; by Connor Barth vs. FSU, 2004; by Connor Barth vs. NC State, 2004; by Jay Wooten vs. Rutgers, 2008; by Casey Barth vs. Notre Dame, 2008
Season: 16 by Kenny Miller, 1984

LONGEST FIELD GOAL MADE

55 yards by Dan Orner vs. Syracuse, 2002

LONGEST FIELD GOAL BY A FRESHMAN

50 yards by Connor Barth vs. NC State, 2004

LONGEST FIELD GOALS

55	Dan Orner at Syracuse, 2002
54	Kenny Miller vs. Florida State, 1985
54	Connor Barth vs. NC State, 2006
54	Nick Weiler vs. Florida State, 2016
53	Ellis Alexander vs. NC State, 1973
53	Rob Rogers vs. Texas, 1982 (bowl game)
52	Dan Orner at Syracuse, 2002
52	Connor Barth vs. South Florida, 2006
51	Kenny Miller vs. Maryland, 1987
51	Brian Schmitz vs. NC State, 1997
51	Dan Orner at Syracuse, 2002
51	Dan Orner vs. Wisconsin, 2003
51	Connor Barth vs. Miami, 2007
51	Freeman Jones at Pitt, 2017

LONGEST PUNTS

Yards	Player	Year	Opponent
85	Tom Burnette	1937	NYU
83	Scott McAlister	1989	Georgia Tech
80	Charlie Justice	1949	NC State
78	Harry Dunkle	1939	Tulane
77	Bill Sigler	1942	Duquesne
76	Tommy Hibbard	2013	Boston College
74	Charlie Justice	1948	Wake Forest
74	Steve Streater	1980	Texas Tech
73	Charlie Justice	1948	Tennessee
72	Bill Sigler	1942	Fordham
72	Brian Schmitz	1999	Houston



TOP FIVE CAREER PUNTERS

1. BRIAN SCHMITZ

Year	No.	Yards	Average
1996	2	60	30.0
1997	57	2278	40.0
1998	75	3357	44.8
1999	74	3538	47.8
Totals	208	9233	44.4

2. HARRY DUNKLE

Year	No.	Yards	Average
1939	37	1725	46.6
1940	71	3055	43.0
1941	66	2830	42.9
Totals	174	7610	43.7

PUNTING RECORDS

MOST PUNTS

Game: 14 by Charles Woollen vs. Georgia, 1932; by Charles Woollen vs. Georgia Tech, 1933
Season: 79 by Scott McAlister, 1990
Career: 278 by Scott McAlister, 1988-91

HIGHEST AVERAGE PER PUNT

Game: (Min. 5) 54.4 by Bud Wallace vs. South Carolina, 1950 (5 for 272); (Min. 10) 51.4 by Brian Schmitz vs. Houston, 1999 (10 for 514)
Season: (Min. 30) 47.8 by Brian Schmitz, 1999 (74 for 3538)
Career: (Min. 100) 44.4 by Brian Schmitz, 1996-99 (208 for 9233)

MOST YARDS ON PUNTS

Game: 537 by Steve Streater vs. Pittsburgh, 1979 (13 punts)
Season: 3,538 by Brian Schmitz, 1999 (74 punts)
Career: 11,520 by Scott McAlister, 1988-91 (278 punts)

MOST GAMES AVERAGING 40 YARDS A PUNT

(at least two punts a game)
Season: 12 by Tommy Hibbard, 2013
Career: 31 by Scott McAlister, 1988-91

LONGEST PUNT

85 yards by Tom Burnette vs. NYU, 1937

HIGHEST AVERAGE PER PUNT BY FRESHMAN (MIN. 30)

Season: 43.1 by Mike Thomas, 1992 (56 for 2415)

MOST PUNTS IN A CAREER WITHOUT A BLOCK

185 by Johnny Elam, 1975-77

SINGLE-GAME TEAM HIGHS

Most Punts: 19 vs. NC State, 1932
Fewest Punts: 0 many times; last vs. Delaware, 2015
Most Yards on Punts: 775 vs. Wake Forest, 1942 (18 punts)
Highest Average Per Punt (Min. 5 Punts): 54.4 vs. South Carolina, 1953 (5 for 272)
Highest Average Per Punt (Min. 10 Punts): 51.4 vs. Houston, 1999 (10 for 514)

SINGLE-SEASON TEAM HIGHS

Most Punts: 125 in 1932
Most Punts Per Game: 12.5 in 1932 (125 in 10)
Fewest Punts Per Game: 3.2 in 2015 (45 in 14)
Highest Punting Average: 47.7 in 1999 (81 for 3863)

3. MIKE COOKE

Year	No.	Yards	Average
1940	6	276	46.0
1942	47	2028	43.1
Totals	53	2304	43.5

4. CHARLIE JUSTICE

Year	No.	Yards	Average
1946	45	1796	39.9
1947	61	2538	41.6
1948	62	2728	44.0
1949	63	2777	44.1
Totals	231	9839	42.6

5. TOMMY HIBBARD

Year	No.	Yards	Average
2011	51	1999	39.2
2012	50	2152	43.0
2013	65	2793	43.0
2014	64	2628	41.1
Totals	230	9572	41.6

LONGEST KICKOFF RETURNS

Rk.	Year	Player	Opponent	Yards
1.	1998	Tyrell Godwin	Stanford	*100
	2011	T.J. Thorpe	Clemson	*100
	2016	T.J. Logan	The Citadel	*100
5.	2013	T.J. Logan	Old Dominion	*99
6.	1976	Delbert Powell	Wake Forest	*98
	2017	A. Ratliff-Williams	Pitt	*98
8.	1941	Johnny Pecora	Richmond	*97
	1969	Don McCauley	Wake Forest	*97
	2003	Michael Waddell	Wisconsin	*97
	2006	Brandon Tate	Duke	*97
12.	1995	Marcus Wall	Georgia Tech	*96
	2003	Mike Mason	Maryland	*96
	2005	Brandon Tate	Utah	*96
15.	1922	Monk McDonald	NC State	*95
	1926	Gus McPherson	Maryland	*95
	1932	John Daniel	Florida	*95
	1998	Kory Bailey	Georgia Tech	*95
	2014	T.J. Logan	Georgia	*95

LONGEST PUNT RETURNS

Year	Player	Opponent	Yards
1930	Johnny Branch	Maryland	*96
2001	Michael Waddell	Oklahoma	*89
1994	Leon Johnson	SMU	*88
2013	Ryan Switzer	Cincinnati	*86
1930	Johnny Branch	VPI	*85
1930	Johnny Peacock	Wake Forest	*85
2013	Ryan Switzer	Virginia	*85
2015	Ryan Switzer	Illinois	*85
1948	Charlie Justice	Georgia	*84
1986	Eric Lewis	NC State	*84
1955	Dave Reed	NC State	*83
1994	^Marcus Wall	Texas	*83
2008	Brandon Tate	McNeese State	*82
1941	Hugh Cox	Lenoir Rhyne	*78
2000	Bosley Allen	Wake Forest	*78
2015	Ryan Switzer	Miami	*78
2009	Da'Norris Searcy	The Citadel	*77
1991	Eric Blount	William & Mary	*76
1930	Pete Wyrick	Maryland	75
1949	Charlie Justice	William & Mary	*75
2018	Dazz Newsome	Syracuse	*75
1951	Bud Carson	NC State	*74
2012	Giovani Bernard	NC State	*74
2014	T.J. Logan	East Carolina	74
1966	David Riggs	Michigan	73
1983	Walter Black	Memphis State	*73

*returned for touchdowns

^Wall's return against Texas is the longest in a UNC bowl game (1994 Sun Bowl)

KICKING RECORDS/INDIVIDUAL PERFORMANCES VS. ACC



SEASON*

Rk.	Name, Opponent, Year	Att.-Yds.	Avg.
1.	Ryan Switzer, 2013	24-502	20.9
2.	Charlie Justice, 1948	19-332	17.5
3.	Giovani Bernard, 2012	16-263	16.4
4.	Dazz Newsome, 2018	19-286	15.1
5.	Bosley Allen, 2000	28-421	15.0
6.	Da'Norris Searcy, 2009	23-335	14.6

*minimum 15 returns

GAME

Rk.	Name, Opponent, Year	Att.-Yds.	Avg.
1.	Brandon Tate vs. McNeese St., 2008	3-142	47.3

minimum 3 returns

Rk.	Name, Opponent, Year	Att.-Yds.	Avg.
1.	Bosley Allen vs. Wake Forest, 2000	7-153	21.9

minimum 6 returns

MISCELLANEOUS PUNT RETURN RECORDS

MOST TOUCHDOWNS ON PUNT RETURNS

Game: 2 by Andre Purvis vs. Tulane, 1993 (recovered blocked punts); by Ryan Switzer vs. Pittsburgh, 2013
Season: 5 by Ryan Switzer, 2013 (NCAA RECORD)
Career: 7 by Ryan Switzer, 2013-16

LONGEST PUNT RETURN

96 yards by Johnny Branch vs. Maryland, 1930 (Kenan Stadium)

SINGLE-GAME TEAM HIGHS

Most Punt Returns: 13 vs. NC State, 1932
Most Yards on Punt Returns: 260 vs. Elon, 2012
Highest Average Gain Per Return (Min. 5 returns): 33.6 vs. Illinois, 2015 (5 for 168)
Most Touchdowns Scored on Punt Returns: 2 vs. Wake Forest, 1933; vs. VMI, 1935; vs. Tulane, 1993; vs. Pittsburgh, 2013

SINGLE-SEASON TEAM HIGHS

Most Punt Returns: 70 in 1932
Most Punt Returns Per Game: 7.7 in 1935 (69 in 9)
Fewest Punt Returns Per Game: 1.0 in 2019 (12 in 12); 1.1 in 1962 (11 in 10)
Most Punt Return Yards: 718 in 1935
Most Punt Return Yards Per Game: 79.8 in 1935 (718 in 9)
Highest Average Gain Per Punt Return (Min. 15 Returns): 23.7 in 1955 (16 for 379)
Most Touchdowns on Punt Returns: 5 in 2013

COMBINED KICK & PUNT RETURN RECORDS

MOST KICK RETURNS

Game: 9 by Don Jackson vs. Duke, 1934 (9 punts); by Don Jackson vs. Virginia, 1935 (9 punts); by Eric Blount vs. Maryland, 1989 (2 punts, 7 kickoffs); by Brandon Tate vs. Duke, 2006 (5 punts, 4 kickoffs); by Charles Brown vs. Clemson, 2011 (6 kickoffs, 3 punts)
Season: 62 by Brandon Tate, 2007 (23 punts, 39 kickoffs)
Career: 188 by Brandon Tate, 2005-08 (79 punts, 109 kickoffs)

MOST YARDS ON KICK RETURNS

Game: 208 by Brandon Tate at Duke, 2006 (139 on kickoffs, 69 on punts)
Season: 1,155 by Brandon Tate, 2007 (939 on kickoffs, 216 on punts)
Career: 3,523 by Brandon Tate, 2005-08 (2,688 on kickoffs, 835 on punts)

RETURN A PUNT & KICKOFF FOR TOUCHDOWN, SAME GAME

Charlie Justice vs. Florida, 1946; Eric Blount vs. William & Mary, 1991; Brandon Tate vs. Duke, 2006

MOST TOUCHDOWNS SCORED ON KICK RETURNS

Game: 2 by Charlie Justice vs. Florida, 1946 (1 punt, 1 kick-off); by Eric Blount vs. William & Mary, 1991 (1 punt, 1 kick-off); by Andre Purvis vs. Tulane, 1993 (recovery of blocked

BOSTON COLLEGE (SINCE JOINING THE ACC IN 2005)

Rushes: 20 by Ronnie McGill, 2005
 Yards Rushing: 75 by Ronnie McGill, 2005
 Passes Attempted: 32 by Matt Baker, 2005
 Passes Completed: 20 by Matt Baker, 2005
 Passing Yards: 238 by Cameron Sexton, 2008
 Receptions: 8 by Jesse Holley, 2005; by Hakeem Nicks, 2008
 Yards on Receptions: 139 by Hakeem Nicks, 2008
 Total Offense: 218 by Cameron Sexton, 2008

CLEMSON

Rushes: 32 by Don McCauley, 1970
 Yards Rushing: 228 by Mike Voight, 1975
 Passes Attempted: 39 by Scott Stankavage, 1983
 Passes Completed: 24 by Marquise Williams, 2014
 Passing Yards: 345 by Marquise Williams, 2014
 Receptions: 9 by Charlie Carr, 1966
 Yards on Receptions: 169 by L.C. Stevens, 1997
 Total Offense: 342 by Marquise Williams, 2014

DUKE

Rushes: 47 by Don McCauley, 1970; by Mike Voight, 1976
 Yards Rushing: 291 by Kennard Martin, 1988
 Passes Attempted: 50 by Jeff Beaver, 1966
 Passes Completed: 28 by T.J. Yates, 2010
 Passing Yards: 494 by Marquise Williams, 2015
 Receptions: 11 by Leon Johnson, 1995; by Dwight Jones, 2010
 Yards on Receptions: 185 by Bucky Brooks, 1992
 Total Offense: 524 by Marquise Williams, 2015

FLORIDA STATE (SINCE JOINING THE ACC IN 1992)

Rushes: 25 by Leon Johnson, 1996
 Yards Rushing: 126 by Shaun Draughn, 2009
 Passes Attempted: 40 by C.J. Stephens, 2002
 Passes Completed: 31 by Mitch Trubisky, 2016
 Passing Yards: 439 by T.J. Yates, 2010
 Receptions: 14 by Ryan Switzer, 2016
 Yards on Receptions: 233 by Dwight Jones, 2010
 Total Offense: 443 by T.J. Yates, 2010

GEORGIA TECH

Rushes: 33 by Natrone Means, 1992
 Yards Rushing: 168 by Elijah Hood, 2016
 Passes Attempted: 51 by Sam Howell, 2019
 Passes Completed: 38 by Marquise Williams, 2014
 Passing Yards: 406 by Mark Maye, 1987
 Receptions: 10 by Leon Johnson, 1995
 Yards on Receptions: 247 by Randy Marriott, 1987
 Total Offense: 463 by Marquise Williams, 2014

LOUISVILLE (SINCE JOINING THE ACC IN 2014)

Rushes: 8 by Michael Carter, 2017
 Yards Rushing: 23 by Jordan Brown, 2017
 Passes Attempted: 23 by Brandon Harris, 2017
 Passes Completed: 17 by Brandon Harris, 2017
 Passing Yards: 216 by Brandon Harris, 2017
 Receptions: 8 by Austin Proehl, 2017
 Yards on Receptions: 120 by Austin Proehl, 2017
 Total Offense: 226 by Brandon Harris, 2017

MIAMI (SINCE JOINING THE ACC IN 2004)

Rushes: 27 by Giovanni Bernard, 2012
 Yards Rushing: 177 by Giovanni Bernard, 2012
 Passes Attempted: 46 by Mitch Trubisky, 2016
 Passes Completed: 33 by Mitch Trubisky, 2016
 Passing Yards: 299 by Mitch Trubisky, 2016
 Receptions: 10 by Bug Howard, 2016
 Yards on Receptions: 199 by Eric Ebron, 2013
 Total Offense: 346 by Mitch Trubisky, 2016

punts); by Brandon Tate vs. Duke, 2006 (1 punt, 1 kickoff); by Ryan Switzer vs. Pittsburgh, 2013 (2 punts)
Season: 5 by Ryan Switzer, 2013 (5 punts)
Career: 7 by Ryan Switzer, 2013-16 (7 punts)

NC STATE

Rushes: 39 by Mike Voight, 1975
 Yards Rushing: 220 by Elijah Hood, 2015
 Passes Attempted: 47 by Bryn Renner, 2012
 Passes Completed: 33 by T.J. Yates, 2010
 Passing Yards: 411 by T.J. Yates, 2010
 Receptions: 11 by Jarwarski Pollock, 2003
 Yards on Receptions: 178 by Anthony Elzy, 2010
 Total Offense: 389 by Darian Durant, 2003

PITTSBURGH (SINCE JOINING THE ACC IN 2013)

Rushes: 19 by Marquise Williams, 2014
 Yards Rushing: 122 by Marquise Williams, 2014
 Passes Attempted: 46 by Mitch Trubisky, 2016
 Passes Completed: 35 by Mitch Trubisky, 2016
 Passing Yards: 453 by Mitch Trubisky, 2016
 Receptions: 16 by Ryan Switzer, 2016
 Yards on Receptions: 208 by Ryan Switzer, 2016
 Total Offense: 440 by Mitch Trubisky, 2016

SYRACUSE (SINCE JOINING THE ACC IN 2014)

Rushes: 15 by Antonio Williams, 2018
 Yards Rushing: 116 by Antonio Williams, 2018
 Passes Attempted: 52 by Nathan Elliott, 2018
 Passes Completed: 34 by Nathan Elliott, 2018
 Passing Yards: 321 by Nathan Elliott, 2018
 Receptions: 9 by Anthony Ratliff-Williams, 2018
 Yards on Receptions: 90 by Dazz Newsome, 2018
 Total Offense: 324 by Nathan Elliott, 2018

VIRGINIA

Rushes: 39 by Derrick Fenner, 1986
 Yards Rushing: 328 by Derrick Fenner, 1986
 Passes Attempted: 40 by Darian Durant, 2003
 Passes Completed: 29 by Bryn Renner, 2012
 Passing Yards: 353 by Sam Howell, 2019
 Receptions: 16 by Quinshad Davis, 2012
 Yards on Receptions: 202 by Dyami Brown, 2019
 Total Offense: 349 by Sam Howell, 2019

VIRGINIA TECH (SINCE JOINING THE ACC IN 2004)

Rushes: 23 by Giovanni Bernard, 2012
 Yards Rushing: 262 by Giovanni Bernard, 2012
 Passes Attempted: 49 by Sam Howell, 2019
 Passes Completed: 26 by Sam Howell, 2019
 Passing Yards: 348 by Sam Howell, 2019
 Receptions: 9 by Sam Howell, 2019
 Yards on Receptions: 123 by Carl Tucker, 2018
 Total Offense: 338 by Sam Howell, 2019

WAKE FOREST

Rushes: 33 by Mike Voight, 1975
 Yards Rushing: 244 by Ronnie McGill, 2003
 Passes Attempted: 41 by Matt Kupec, 1979
 Passes Completed: 26 by T.J. Yates, 2007
 Passing Yards: 361 by Darian Durant, 2001
 Receptions: 10 by Mike Chatham, 1979
 Yards on Receptions: 149 by Tony Blanchard, 1968; by Jimmy Jerome, 1974
 Total Offense: 416 by Gayle Bomar, 1968



YEAR-BY-YEAR TEAM STATISTICS

NORTH CAROLINA																	OPPONENTS									
Year	G	Offense		Rush	Rush	Rush	Pass	Pass	Pass	Comp	Pass	Pass	First			Offense		Rush	Rush	Pass	Pass	Pass	First			
		Yds	Ypg	Att	Yds	Ypg	Att	Cmp	Int	Pct	Yds	Ypg	Dwns	Pts	Ppg	Yds	Ypg	Yds	Ypg	Yds	Ypg	Dwns	Pts	Ppg	Yds	Ypg
1985	11	3590	326.4	445	1485	135.0	336	180	16	.536	2105	191.4	201	224	20.4	3912	355.6	1754	159.5	2158	196.2	204	223	20.3	4258	387.1
1986	11	4796	436.0	553	2777	252.5	269	154	10	.572	2019	183.5	243	284	25.8	4258	387.1	1665	151.4	2593	235.7	223	249	22.6	3732	339.3
1987	11	3893	353.9	498	1837	167.0	300	155	17	.517	2056	186.9	215	214	19.5	3732	339.3	1673	152.1	2059	187.2	216	207	18.8	5090	462.7
1988	11	3673	333.9	489	2184	198.5	296	132	16	.446	1489	135.4	218	217	19.7	5090	462.7	2540	230.9	2550	231.8	262	391	35.5	4547	413.4
1989	11	2815	255.9	416	1431	130.1	296	121	22	.409	1384	125.8	155	138	12.5	4547	413.4	2613	237.5	1934	175.8	251	297	27.0		
1990	11	3355	305.0	502	1781	161.9	254	128	7	.504	1574	143.1	176	227	20.6	3620	329.1	1349	122.6	2271	206.5	210	186	16.9	3491	317.4
1991	11	3827	347.9	514	2045	185.9	271	163	12	.601	1782	162.0	210	282	25.6	3491	317.4	1352	122.9	2139	194.5	198	199	18.1	3592	326.5
1992	11	4375	397.7	535	2439	221.7	259	138	11	.533	1936	176.0	211	268	24.4	3592	326.5	1642	149.3	1950	177.3	202	216	19.6	3868	322.3
1993	12	5256	438.0	628	3036	253.0	256	160	12	.625	2220	185.0	276	421	35.1	3868	322.3	1230	102.5	2638	219.8	206	229	19.1	3512	319.3
1994	11	4482	407.5	552	2496	226.9	251	137	10	.546	1986	180.5	231	343	31.2	3512	319.3	1267	115.2	2245	204.1	181	232	21.1	2940	267.3
1995	11	4362	396.5	488	1675	152.3	359	201	20	.560	2687	244.3	231	264	24.0	2940	267.3	1304	118.5	1636	148.7	164	210	19.1	2482	225.6
1996	11	4043	367.5	456	1305	118.6	372	226	6	.608	2738	248.9	216	337	30.6	2482	225.6	813	73.9	1669	151.7	135	110	10.0	2302	209.3
1997	11	4168	378.9	420	1288	117.1	366	221	12	.604	2880	261.8	212	306	27.8	2302	209.3	857	77.9	1445	131.4	143	143	13.0	3813	346.6
1998	11	3616	328.7	414	1431	130.1	333	168	14	.505	2185	198.6	181	268	24.4	3813	346.6	1404	127.6	2409	219.0	186	270	24.5	4114	374.0
1999	11	3043	276.6	494	1585	144.1	258	117	14	.453	1458	132.6	173	186	16.9	4114	374.0	2098	190.7	2016	183.3	219	272	24.7		
2000	11	4082	371.1	473	1633	148.5	318	170	12	.535	2449	222.6	216	269	24.5	3602	327.5	1138	103.5	2464	224.0	178	284	25.8	3664	305.3
2001	12	4402	366.8	479	1530	127.5	363	205	16	.565	2872	239.3	229	321	26.8	3664	305.3	1498	124.8	2166	180.5	206	261	21.8	5429	452.4
2002	12	4429	369.1	414	1230	102.5	433	237	14	.547	3199	266.6	238	223	18.6	5429	452.4	2654	221.2	2775	231.2	276	421	35.1	6063	505.2
2003	12	4732	394.3	387	2096	150.4	429	258	11	.601	2927	243.9	238	317	26.4	6063	505.2	2724	227.0	3339	278.2	310	459	38.8	5358	446.5
2004	12	4688	390.7	436	2115	176.2	339	202	11	.596	2573	214.4	222	319	26.6	5358	446.5	2621	218.4	2737	228.1	279	382	31.8	3841	349.2
2005	11	3473	315.7	403	1116	101.5	356	183	12	.514	2357	214.3	198	198	18.0	3841	349.2	1520	138.2	2321	211.0	210	288	26.2	4419	368.2
2006	12	3516	293.0	382	1360	113.3	333	169	18	.508	2156	179.7	190	216	18.0	4419	368.2	2073	172.8	2346	172.8	238	366	30.5	4197	349.8
2007	12	3904	325.3	402	1190	99.2	365	218	18	.598	2714	226.2	201	254	21.2	4197	349.8	1710	142.5	2487	207.2	228	294	24.5	4750	365.4
2008	13	4178	321.4	451	1594	122.6	320	182	12	.569	2584	198.8	205	360	27.7	4750	365.4	1812	139.4	2938	226.0	265	275	21.2	3505	269.6
2009	13	4001	307.8	477	1727	132.8	368	220	14	.598	2274	174.9	228	309	23.8	3505	269.6	1243	95.6	2260	174.0	202	222	17.1		
2010	13	5066	389.7	440	1634	125.7	425	283	9	.666	3432	264.0	246	329	25.3	4401	338.5	1633	125.6	2768	212.9	234	302	23.2	4748	365.2
2011	13	5112	393.2	442	1805	138.8	371	249	13	.671	3307	254.4	250	364	28.0	4748	365.2	1611	123.9	3137	241.3	259	323	24.8	4675	389.6
2012	12	5827	485.6	457	2326	193.8	441	287	7	.651	3501	291.8	292	487	40.6	4675	389.6	1712	142.7	2963	246.9	250	308	25.7	5241	403.2
2013	13	5534	425.7	490	1928	148.3	453	283	11	.625	3606	277.4	279	425	32.7	5241	403.2	2372	182.5	2869	220.7	278	318	24.5	6472	497.8
2014	13	5587	429.8	496	1973	151.8	509	315	13	.619	3614	278.0	311	432	33.2	6472	497.8	3126	240.5	3346	257.4	316	507	39.0	6103	435.9
2015	14	6817	486.9	527	3142	224.4	409	261	10	.638	3675	262.5	335	570	40.7	6103	435.9	3463	247.4	2640	188.6	344	343	24.5	5305	408.1
2016	13	5707	439.0	401	1896	145.8	459	313	6	.682	3811	293.2	283	420	32.3	5305	408.1	2955	227.3	2350	180.8	285	324	24.9	5233	436.1
2017	12	4435	369.6	427	1730	144.2	407	221	16	.543	2705	225.4	236	312	26.0	5233	436.1	2556	213.0	2677	223.1	265	375	31.2	4924	447.6
2018	11	4863	442.1	402	2123	193.0	415	244	14	.516	2740	249.1	234	301	27.4	4924	447.6	2407	218.8	2517	228.8	249	380	34.5	4579	381.6
2019	12	5628	469.0	488	2208	184.0	396	239	7	.604	3420	285.0	282	375	31.2	4579	381.6	1788	149.0	2791	232.6	237	295	24.6		

Prior to 2002, statistics did not include bowl games

CAROLINA'S BOWL GAME RESULTS

1947 Sugar	Georgia 20, Carolina 10
1949 Sugar	Oklahoma 14, Carolina 6
1950 Cotton	Rice 27, Carolina 13
1963 Gator	Carolina 35, Air Force 0
1970 Peach	Arizona State 48, Carolina 26
1971 Gator	Georgia 7, Carolina 3
1972 Sun	Carolina 32, Texas Tech 28
1974 Sun	Mississippi State 26, Carolina 24
1976 Peach	Kentucky 21, Carolina 0
1977 Liberty	Nebraska 21, Carolina 17
1979 Gator	Carolina 17, Michigan 15
1980 Bluebonnet	Carolina 16, Texas 7
1981 Gator	Carolina 31, Arkansas 27
1982 Sun	Carolina 26, Texas 10
1983 Peach	Florida State 28, Carolina 3
1986 Aloha	Arizona 30, Carolina 21
1993 Peach	Carolina 21, Mississippi State 17
1993 Gator	Alabama 24, Carolina 10
1994 Sun	Texas 35, Carolina 31
1995 Carquest	Carolina 20, Arkansas 10
1997 Gator	Carolina 20, West Virginia 13
1998 Gator	Carolina 42, Virginia Tech 3
1998 Las Vegas	Carolina 20, San Diego State 13
2001 Peach	Carolina 16, Auburn 10
2004 Continental Tire	Boston College 37, Carolina 24
2008 Meineke Car Care	West Virginia 31, Carolina 30
2009 Meineke Car Care	Pittsburgh 19, Carolina 17
2010 Music City	Carolina 30, Tennessee 24 (2OT)

2011 Independence	Missouri 41, Carolina 24
2013 Belk	Carolina 39, Cincinnati 17
2014 Quick Lane	Rutgers 40, Carolina 21
2015 Russell Athletic	Baylor 49, Carolina 38
2016 Sun	Stanford 25, Carolina 23

33 Bowls: 14 wins, 19 losses

CAROLINA BOWL GAME RECORDS

TEAM
Most Points: 42 vs. Virginia Tech (1998 Gator)
Fewest Points: 0 vs. Kentucky (1976 Peach)
Most Yards Rushing: 283 vs. Arkansas (1981 Gator)
Most Yards Passing: 318 vs. Virginia Tech (1998 Gator)
Most Total Yards: 487 vs. Baylor (2015 Russell Athletic)
Most Points Allowed: 49 by Baylor (2015 Russell Athletic)
Fewest Points Allowed: 0 by Air Force (1963 Gator)
Most Rushing Yards Allowed: 645 by Baylor (2015 Russell Athletic)
Most Passing Yards Allowed: 328 by Michigan (1979 Gator)
Most Total Yards Allowed: 756 by Baylor (2015 Russell Athletic)

INDIVIDUAL

Rushing Attempts: 36 by Don McCauley vs. Arizona State (1970 Peach)
Rushing Yards: 195 by Leon Johnson vs. Arkansas (1995 Carquest)
Rushing Touchdowns: 3 by Don McCauley vs. Arizona

State (1970 Peach)
Longest Touchdown Run: 59 yards by Amos Lawrence vs. Texas (1980 Bluebonnet)
Pass Attempts: 41 by Darian Durant vs. Boston College (2004 Continental Tire)
Pass Completions: 25 by Marquise Williams vs. Rutgers (2014 Quick Lane)
Passing Yardage: 317 by Bryn Renner vs. Missouri (2011 Independence)
Passing Touchdowns: 3 by Chris Keldorf vs. Virginia Tech (1998 Gator); by Darian Durant vs. Boston College (2004 Continental Tire); by Bryn Renner vs. Missouri (2011 Independence); by Marquise Williams vs. Baylor (2015 Russell Athletic)
Receptions: 9 by Corey Holliday vs. Alabama (1993 Gator); by Octavus Barnes vs. Texas (1994 Sun); by Ryan Taylor vs. Tennessee (2010 Music City)
Receiving Yardage: *217 by Hakeem Nicks vs. West Virginia (2008 Meineke); 165 by Octavus Barnes vs. Texas (1994 Sun)
Receiving Touchdowns: *3 by Hakeem Nicks vs. West Virginia (2008 Meineke); 2 by Ted Leverenz vs. Texas Tech (1972 Sun), 2 by Octavus Barnes vs. Virginia Tech (1998 Gator)
Longest Touchdown Reception: 87 yards by L.C. Stevens from Mike Thomas vs. Arkansas (1995 Carquest)
Longest Field Goal: 53 yards by Rob Rogers vs. Texas (1982 Sun)
*participation later vacated due to NCAA penalty



OPPONENT RECORDS



INDIVIDUAL

TOTAL OFFENSE

MOST PLAYS: 68 by John Kaleo of Maryland, 1992
MOST YARDS GAINED: 525 by Lamar Jackson of Louisville, 2017
MOST YARDS GAINED BY A FRESHMAN: 463 by DeShaun Watson of Clemson, 2014
MOST TOUCHDOWNS RESPONSIBLE FOR: 6 by Doug Flutie of Boston College, 1984; by Scott Milanovich of Maryland, 1993; by Scott O'Brien of Maryland, 2003; by Tajh Boyd, Clemson, 2011; by Shane Carden of ECU, 2013; by DeShaun Watson, Clemson, 2014; by Lamar Jackson of Louisville, 2017

RUSHING

MOST RUSHES: 39 by Bill Lovett of Maryland, 1968; by Ron Bass of South Carolina, 1974; by Lance Ball of Maryland, 2005
MOST YARDS GAINED: 299 by Johnny Jefferson of Baylor, 2015
MOST YARDS GAINED BY TEAMMATES: 455 by Johnny Jefferson (299) and Devin Chafin (156) of Baylor, 2015
MOST YARDS GAINED IN A SEASON OPENER: 222 by Nick Chubb, Georgia, 2016
MOST TOUCHDOWNS SCORED BY RUSHING: 5 by Pete Johnson of Ohio State, 1975
HIGHEST AVERAGE PER RUSH (MIN 15): 15.0 (16-240) by Willie Joyner of Maryland, 1982
LONGEST RUN FROM SCRIMMAGE: 85 by Jonathan Dwyer, Georgia Tech, 2008
LONGEST RUN FROM SCRIMMAGE BY A FRESHMAN: 80 by Elliot Walker of Pittsburgh, 1974

PASSING

MOST PASSES ATTEMPTED: 58 by John Kaleo of Maryland, 1992; by Andrew Walter of Arizona State, 2003; Dominique Davis of ECU, 2011
MOST PASSES COMPLETED: 41 by Dominique Davis of ECU, 2011
MOST PASSES COMPLETED BY A FRESHMAN: 30 by Jarren Williams of Miami, 2019 (redshirt); 27 by Steve Slayden of Duke, 1984; by DeShaun Watson of Clemson, 2014
MOST PASSES HAD INTERCEPTED: 4, (11 times) most recently by Stephen Morris, Miami, 2013
MOST YARDS GAINED: 479 by Dave Brown of Duke, 1989
MOST YARDS GAINED BY A FRESHMAN: 435 by DeShaun Watson of Clemson, 2014
MOST YARDS GAINED IN A SEASON OPENER: 322 by Lang Campbell of William & Mary, 2004
MOST CONSECUTIVE PASSES COMPLETED: 16 by Christian Ponder of Florida State, 2009
MOST PASSES ATTEMPTED WITHOUT AN INTERCEPTION: 58 by Andrew Walter of Arizona State, 2003
MOST TOUCHDOWN PASSES: 6 by Doug Flutie of Boston College, 1984; by Dashaun Watson of Clemson, 2014
LONGEST TOUCHDOWN PASS PLAY: 98 yards from Christian Ponder to Rod Owens of Florida State, 2009
HIGHEST PERCENTAGE OF PASSES COMPLETED: 92.0 (23 of 25) by Terry Jordan of NC State, 1992

RECEIVING

MOST CATCHES: 14 by Jon Jensen of Duke, 1994
MOST CATCHES BY A FRESHMAN: 10 by Ibn Green of Louisville, 1996; by Donovan Varner of Duke, 2008
MOST YARDS GAINED: 250 by Jermaine Lewis of Maryland, 1993
HIGHEST AVERAGE PER CATCH (MIN. 5): 44.0 (5-220) by James Milling of Maryland, 1986
MOST TOUCHDOWN CATCHES: 3 by Doug Green of Duke, 1985; by James Milling of Maryland, 1986; by Clarkston Hines of Duke, 1989; by Rod Gardner of Clemson, 2000; by Anquan Boldin of Florida State, 2002

PUNTING

MOST PUNTS: 15 by Buddy Lex of William and Mary, 1948
MOST YARDS ON PUNTS: 551 by Charlie Adams of Army, 1979
HIGHEST AVERAGE PER PUNT (MIN. 10): 46.5 by Matt Brennie of Wake Forest, 2000

INTERCEPTIONS

MOST INTERCEPTIONS: Several players with two
MOST YARDS ON INTERCEPTION RETURNS: 102 by Sebastian Savage of N.C. State, 1991
MOST TOUCHDOWNS ON INTERCEPTION RETURNS: One on several occasions; most recent by Reggie Floyd of Virginia Tech, 2017

PUNT RETURNS

MOST RETURNS: 9 by Tom Flynn of Pittsburgh, 1982
MOST YARDS ON PUNT RETURNS: 157 by Patrick Peterson of LSU, 2010
HIGHEST AVERAGE PER PUNT RETURN (MIN. 3): 39.3 (4-157) by Patrick Peterson of LSU, 2010
MOST TOUCHDOWNS ON PUNT RETURNS: One by several players; most recent by Greg Stroman (91 yards) of Virginia Tech, 2017

KICKOFF RETURNS

MOST RETURNS: 9 by Todd Handley of Idaho, 2012
MOST YARDS ON KICKOFF RETURNS: 230 by Jamal Golden, Georgia Tech, 2012
HIGHEST AVERAGE PER KICKOFF RETURN (MIN. 3): 57.3 (3-172) by Marquis Weeks of Virginia, 2002
MOST TOUCHDOWNS ON KICKOFF RETURNS: One by several players; most recent by Isaiah Harper (100 yards) of Old Dominion, 2017

ALL-PURPOSE RUNNING

MOST PLAYS: 42 by Brian Calhoun of Wisconsin, 2005; by Lance Ball of Maryland, 2005
MOST YARDS GAINED: 295 by Roger Boone of Duke, 1988

SCORING

MOST POINTS: 30 by Pete Johnson of Ohio State, 1975
MOST TOUCHDOWNS: 5 by Pete Johnson of Ohio State, 1975
MOST PATS: 10 by Warren Harvey of ECU, 2014
MOST FIELD GOALS ATTEMPTED: 6 by Todd Beaverman of Virginia, 1998
MOST FIELD GOALS: 5 by Wilson Hoyle of Wake Forest, 1987; by Nelson Welch of Clemson, 1994; by Chris Gould of Virginia
MOST POINTS BY KICKING: 16 Wilson Hoyle of Wake Forest, 1987; by Nelson Welch of Clemson, 1994; by Chris Gould of Virginia, 2007

SINGLE-GAME TOTAL OFFENSE HIGHS, OPPONENTS

789 by East Carolina, 2014	L, 70-41
756 by Baylor, 2015	L, 49-38
705 by Louisville, 2017	L, 47-35
669 by Utah, 2004	L, 46-16
657 by Arizona State, 2002	W, 38-35
656 by Duke, 1989	L, 41-0
632 by Wake Forest, 1968	L, 48-31
615 by NC State, 2003	L, 47-34
612 by Boston College, 1984	L, 52-20
612 by Maryland, 2003	L, 59-21
611 by Georgia Tech, 2014	W, 48-43
603 by East Carolina, 2013	L, 55-31

SINGLE-GAME TOTAL OFFENSE LOWS, OPPONENTS

-19 by Wake Forest, 1937	W, 28-0
6 by VMI, 1935	W, 56-0
8 by Wake Forest, 1935	W, 14-0
25 by South Carolina, 1943	W, 21-6
30 by Wake Forest, 1932	T, 0-0
31 by Virginia, 1933	W, 14-0
41 by William & Mary, 1948	T, 7-7
45 by Wake Forest, 1931	W, 37-0
45 by Duke, 1932	L, 0-7
45 by The Citadel, 1939	W, 50-0

Special thanks to Sports Information Director Emeritus Rick Brewer for researching the opponent records.

TEAM

TOTAL OFFENSE

MOST PLAYS: 101 by East Carolina, 2013
MOST YARDS: 789 by East Carolina, 2014

RUSHING

MOST RUSHES: 84 by Baylor, 2015
MOST YARDS RUSHING: 645 by Baylor, 2015
MOST TOUCHDOWNS BY RUSHING: 7 by Clemson, 2006; by Georgia Tech, 2012; by Baylor, 2015

PASSING

MOST ATTEMPTS: 59 by Arizona State, 2003
MOST COMPLETIONS: 41 by East Carolina, 2011
MOST YARDS: 479 by Duke, 1989
HIGHEST PERCENTAGE COMPLETED (MIN. 25 ATTS.): 88.5 (23 of 26) by NC State, 1992
MOST PASSES ATTEMPTED WITHOUT AN INTERCEPTION: 59 by Arizona State, 2003
MOST TOUCHDOWN PASSES: 6 by Boston College, 1984; by Clemson, 2014

INTERCEPTIONS

MOST INTERCEPTIONS: 8 by Vanderbilt, 1932; by Duke, 1933
MOST YARDS ON INTERCEPTION RETURNS: 141 by Virginia Tech, 2006
MOST TOUCHDOWNS ON INTERCEPTION RETURNS: One by several teams, most recently Virginia Tech, 2017

PUNTING

MOST PUNTS: 18 by Virginia, 1938
MOST YARDS ON PUNTS: 645 by William and Mary, 1948
HIGHEST AVERAGE PER PUNT (MIN. 10): 46.5 by Wake Forest, 2000

PUNT RETURNS

MOST RETURNS: 13 by Tennessee, 1936
MOST YARDS ON PUNT RETURNS: 163 by LSU, 2010
HIGHEST AVERAGE PER PUNT RETURN (MIN. 5): 32.6 (5 for 163) by LSU, 2010
MOST TOUCHDOWNS ON PUNT RETURNS: One by several teams, most recently Virginia Tech, 2017

KICKOFF RETURNS

MOST RETURNS: 11 by Virginia, 1936
MOST YARDS ON KICKOFF RETURNS: 238 by Virginia, 2004
HIGHEST AVERAGE PER KICKOFF RETURN (MIN. 3): 51.0 (3 for 153) by Virginia, 1963
MOST TOUCHDOWNS ON KICKOFF RETURNS: 2 by Tulane, 1941

SCORING

MOST POINTS: 70 by East Carolina, 2014
MOST POINTS IN A QUARTER: 39 by Maryland (2nd), 2003
MOST POINTS IN A HALF: 45 by Maryland (1st), 2003
MOST TOUCHDOWNS: 10 by East Carolina, 2014
MOST PATS BY KICKING: 10 by East Carolina, 2014
MOST TWO-POINT CONVERSIONS: Two by six teams. Most recent—by Wake Forest, 1993
MOST FIELD GOALS: 5 by Wake Forest, 1987; by Clemson, 1994; by Virginia, 2007

FIRST DOWNS

MOST FIRST DOWNS: 39 by East Carolina, 2014
MOST FIRST DOWNS RUSHING: 30 by Baylor, 2015
MOST FIRST DOWNS PASSING: 24 by Wake Forest, 1993
MOST FIRST DOWNS BY PENALTY: 6 by Duke, 1980

PENALTIES & TURNOVERS

MOST PENALTIES: 19 by Oklahoma, 1987
MOST YARDS PENALIZED: 153 by Arizona State, 2003
FEWEST PENALTIES: 0 on four occasions. Most recent—by Louisville, 2011
MOST FUMBLES: 11 by Florida, 1968
MOST FUMBLES LOST: 8 by Washington & Lee, 1953; by Florida, 1968
MOST TURNOVERS: 9 by Tennessee, 1935; by NC State, 1935; by NYU, 1937
MOST PLAYS IN A GAME WITHOUT A TURNOVER: 90 by NC State, 1978
NO PENALTIES OR TURNOVERS: Bowling Green, 1982



OPPONENT RECORDS

MOST YARDS TOTAL OFFENSE

547 by Daniel Jones, Duke, 2018, A
 525 by Lamar Jackson, Louisville, 2017, CH
 490 by Bryce Perkins, Virginia, 2019, CH
 479 by Andrew Walter, Arizona State, 2002, A
 470 by Dave Brown, Duke, 1989, CH
 463 by DeShaun Watson, Clemson, 2014, A
 443 by Philip Rivers, NC State, 2003, A
 439 by Mike Glennon, NC State, 2012, CH
 428 by Patrick Pinkney, East Carolina, 2007, A
 424 by Shane Carden, East Carolina, 2014, A
 420 by Spence Fischer, Duke, 1994, A
 418 by Domanique Davis, East Carolina, 2011, A
 412 by Kenny Pickett, Pittsburgh, 2019, A
 409 by Christian Ponder, Florida State, 2009, CH
 404 by Andrew Walter, Arizona State, 2003, CH
 404 by DeAndre Francois, Florida State, 2016, A

MOST RUSHES

39 by Bill Lovett, Maryland, 1968, A
 39 by Ron Bass, South Carolina, 1974, A
 39 by Lance Ball, Maryland, 2005, CH
 38 by Brian Calhoun, Wisconsin, 2005, CH
 37 by Travis Prentice, Miami (Ohio), 1998, CH
 36 by Ted Brown, NC State, 1978, CH
 36 by P.J. Daniels, Georgia Tech, 2003, A

MOST YARDS RUSHING

299 by Johnny Jefferson, Baylor, 2015, N
 243 by Mike Imoh, Virginia Tech, 2004, CH
 240 by Willie Joyner, Maryland, 1982, CH
 240 by P.J. Daniels, Georgia Tech, 2003, A
 239 by Archie Griffin, Ohio State, 1972, A
 222 by Nick Chubb, Georgia, 2016, N
 220 by James Conner, Pittsburgh, 2014, CH
 211 by Ron Bass, South Carolina, 1974, A
 211 by Breon Allen, East Carolina, 2014, A
 208 by Cedric Benson, Texas, 2002, CH
 207 by Ron Rubick, Michigan State, 1962, A
 204 by Joe Kane, Penn, 1943, A
 202 by Josh Hicks, Rutgers, 2014, DET
 201 by Ray Yaeger, Clemson, 1968, A
 201 by Ray Rice, Rutgers, 2006, H

LONGEST RUNS FROM SCRIMMAGE

90 by Duke Johnson, Miami, 2014, A
 85 by Jonathan Dwyer, Georgia Tech, 2008, CH
 84 by Willie Joyner, Maryland, 1982, CH
 84 by Breon Allen, East Carolina, 2014, A
 83 by Dickie Davis, Wake Forest, 1951, A
 81 by Gerard Johnson, ODU, 2013, CH
 80 by Joe Kane, Pennsylvania, 1943, A
 80 by Buddy Luper, Virginia, 1943, CH
 80 by Elliot Walker, Pittsburgh, 1974, CH
 80 by Johnny Jefferson, Baylor, 2015, N

MOST PASS ATTEMPTS

58 by John Kaleo, Maryland, 1992, A
 58 by Andrew Walter, Arizona State, 2003, CH
 58 by Domanique Davis, East Carolina, 2011, A
 57 by Spence Fischer, Duke, 1994, A
 55 by Leamon Hall, Army, 1976, A
 54 by Dave Brown, Duke, 1989, CH
 54 by Matt Schaub, Virginia, 2001, CH
 54 by Daniel Jones, Duke, 2018, A
 52 by Spence Fischer, Duke 1993, CH
 52 by Mike Glennon, NC State, 2012, CH
 51 by Domanique Davis, ECU, 2010, CH
 50 by Mike Orth, Kansas, 1986, A
 50 by Scott Secules, Virginia, 1987, A
 50 by Scott Milanovich, Maryland, 1993, CH
 50 by Jacory Harris, Miami, 2009, CH

MOST PASS COMPLETIONS

41 by Domanique Davis, East Carolina, 2011, A
 34 by Scott Milanovich, Maryland, 1993, CH
 34 by Andrew Walter, Arizona State, 2003, CH
 34 by Thaddeus Lewis, Duke, 2008, A
 33 by Dave Brown, Duke, 1989, CH
 33 by Spence Fischer, Duke, 1994, A
 33 by Matt Schaub, Virginia, 2001, CH
 33 by Christian Ponder, Florida State, 2009, CH

33 by Dominique Davis, East Carolina, 2010, CH
 32 by Shane Carden, East Carolina, 2013, CH
 31 by Tim Esposito, NC State, 1983, A
 31 by John Kaleo, Maryland, 1992, A
 31 by Patrick Pinkney, East Carolina, 2007, A
 31 by Jimmy Clausen, Notre Dame, 2008, CH
 31 by Daniel Jones, Duke, 2018, A

MOST PASSING YARDS

479 by Dave Brown, Duke, 1989, CH
 474 by Andrew Walter, Arizona State, 2002, A
 467 by Mike Glennon, NC State, 2012, CH
 438 by Shane Carden, East Carolina, 2014, A
 435 by DeShaun Watson, Clemson, 2014, A
 423 by Philip Rivers, NC State, 2003, A
 417 by Domanique Davis, East Carolina, 2011, A
 408 by Andrew Walter, Arizona State, 2003, CH
 406 by Patrick Pinkney, East Carolina, 2007, A
 405 by Scott Milanovich, Maryland, 1993, CH

LONGEST PASS PLAYS

98 by Christian Ponder to Rod Owens, FSU, 2009, CH
 97 by Kyle Wright to Darnell Jenkins, Miami, 2007, CH
 90 by Scott Gardner to Harrison Davis, Virginia, 1973, A
 88 by Dan Henning to James Milling, Md., 1986, CH
 86 Tobias Oliver to Qua Searcy, Georgia Tech, 2018, CH
 84 by John Turman to Antonio Bryant, Pitt., 2000, A
 83 by Charlie Whitehurst to Airese Currie, Clemson, 2002, CH
 83 by Mike Glennon to Tobias Palmer, NC State, 2012, CH
 83 by Logan Thomas to Willie Byrn, Virginia Tech, 2013, CH
 83 by Justin Thomas to Clinton Lynch, Georgia Tech, 2016, CH
 81 by Kurt Benkert to Olamide Zaccheaus, Virginia, 2017, CH
 80 by Joe Montana to Ted Burgmeier, Notre Dame, 1975, CH
 80 by Scott McBrien to Scooter Monroe, Maryland, 2002, CH
 80 by Philip Rivers to Jerricho Cotchery, NC State, 2003, A
 80 by Sam Hollenbach to Danny Melendez, Maryland, 2005, CH

MOST RECEPTIONS

14 by Jon Jensen, Duke, 1994, A
 13 by Mohamed Sanu, Rutgers, 2011, CH
 13 by Michael Comanaro, Wake Forest, 2012, A
 13 by Terrell Jana, Virginia, 2019, CH
 11 by Phil Rogers, Clemson, 1965, CH
 11 by Mark Militello, Duke, 1982, A
 11 by Roger Boone, Duke, 1988, A
 11 by Desmond Clark, Wake Forest, 1997, CH
 11 by Billy McMullen, Virginia, 2001, CH
 11 by Derek Hagan, Arizona State, 2003, CH
 10 by Robert Brooks, South Carolina, 1991, CH
 10 by Ibn Green, Louisville, 1996, CH
 10 by Chris Coleman, NC State, 1999, CH
 10 by Steve Savoy, Utah, 2004, A
 10 by Donovan Varner, Duke, 2008, A
 10 by Andre Roberts, Citadel, 2009, CH
 10 by Willie Haulstead, Florida State, 2010, A
 10 by Lance Lewis, East Carolina, 2011, A
 10 by Justin Hardy, East Carolina, 2011, A
 10 by Tyler Boyd, Pittsburgh, 2015, A
 10 by Olamide Zaccheaus of Virginia, 2018

MOST YARDS RECEIVING

250 by Jermaine Lewis, Maryland, 1993, CH
 220 by James Milling, Maryland, 1986, CH
 217 by Jerricho Cotchery, NC State, 2003, A
 212 by Antonio Bryant, Pittsburgh, 2000, A
 203 by Kelly Campbell, Georgia Tech, 1999, A
 199 by Rod Owens, Florida State, 2009, CH
 194 by David Knight, William & Mary, 1971, CH
 187 by Wes Chandler, Florida, 1976, N
 185 by Derek Hagan, Arizona State, 2003, CH
 184 by Wendell Davis, LSU, 1986, A
 183 by Jaylen Smith, Louisville, 2017, CH
 182 by Rod Gardner, Clemson, 2000, CH
 180 by Torry Holt, NC State, 1998, N

LONGEST PUNT RETURNS

97 by Dickie Harris, South Carolina, 1970, CH
 91 by Greg Stroman, Virginia Tech, 2017, A
 88 by Eli Maricich, Georgia, 1949, CH
 87 by Patrick Peterson, LSU, 2010, N
 87 by T.J. Graham, NC State, 2010, CH
 85 by George Canale, Tennessee, 1960, A
 84 by Gary Yount, NC State, 1968, CH
 80 by Loren Broadus, Florida, 1947, A
 80 by Mike Stultz, NC State, 1972, CH
 78 by Walter Slater, Tennessee, 1940, A
 77 by Steve Suter, Maryland, 2002, CH
 75 by Peter Warrick, Florida State, 1999, CH

LONGEST KICKOFF RETURNS

100 by Ace Parker, Duke, 1936, CH
 100 by Lou Thomas, Tulane, 1941, A
 100 by Marquis Weeks, Virginia, 2002, A
 100 by Derrick Hamilton, Clemson, 2003, A
 100 by Marquis Weeks, Virginia, 2004, A
 100 by Jamal Golden, Georgia Tech, 2012, CH
 100 by Isaiah Harper, Old Dominion, 2017, A
 99 by Henrie Massie, Virginia, 1963, CH
 99 by Stefon Diggs, Maryland, 2012, CH
 99 by Devante Edwards, Duke, 2013, CH
 98 by Kevin Marion, Wake Forest, 2007, A
 96 by Sam Rogers, UTEP, 1993, CH
 94 by Troy Slade, Duke, 1973, CH
 93 by Lou Thomas, Tulane, 1941, A
 93 by Tom Powers, Duke, 1949, A
 93 by Alvin Pearnan, Virginia, 2004, A
 93 by Demitri Knowles, Virginia Tech, 2012, CH

LONGEST INTERCEPTION RETURNS

99 by Sebastian Savage, N.C. State, 1991, A
 95 by Jack Alexander, Duke, 1935, A
 95 by Antwan Harris, Virginia, 1996, A
 85 by W.B. Peterson, Georgia Tech, 1932, CH
 84 by Michael Swistowicz, Notre Dame, 1949, N
 83 by Bob Leiby, Duke, 1970, CH
 83 by Romeo Finley, Miami, 2019, A
 80 by Joe Shaw, South Carolina, 1943, A
 80 by Fred Bilyeu, Georgia, 1951, CH
 77 by Aaron Curry, Wake Forest, 2007, A
 76 by S. Hudacek, Fordham, 1941, CH
 75 by Eli Maricich, Georgia, 1948, A

LONGEST FIELD GOALS

56 by Damon Hartman, N.C. State, 1990, CH
 55 by Doug Peterson, Duke, 1987, CH
 55 by Joe Surgan, Duke, 2008, A
 54 by Ron Lewis, LSU, 1985, CH
 52 by David Palmer, Georgia Tech, 1987, A
 52 by Chris Gardocki, Clemson, 1988, A
 52 by Jud Dunlevy, Virginia Tech, 2007, A
 52 by Chris Hazley, Virginia Tech, 2010, CH
 51 by Derek Schmidt, Florida State, 1985, CH
 51 by Dusty Mangum, Texas, 2001, A
 51 by Matt Brooks, Duke, 2004, A
 51 by Chris Gould, Virginia, 2007, CH
 50 by Dale Castro, Maryland, 1980, CH
 50 by Ken Willis, Kentucky, 1989, A
 50 by Steve Videtich, N.C. State, 1994, CH
 50 by Chris Blewitt, Pittsburgh, 2016, CH
 50 by Bubba Baxa, Miami, 2019, CH

LONGEST PUNTS

77 by Durant Brooks, Georgia Tech, 2007, A
 74 by Royce Huffman, TCU, 1997, A
 74 by Brian Monroe, Miami, 2006, A
 73 by Rob Stewart, Duke, 1965, A
 71 by Buddy Lex, William and Mary, 1948, CH
 70 by Eli Geri, Georgia, 1948, A
 70 by Zeke Bratkowski, Georgia, 1953, A
 70 by Will Brice, Virginia, 1994, A
 69 by Rocky Bleier, Notre Dame, 1966, A
 69 by Kevin Laird, Clemson, 1997, A
 68 by Tim Davis, Duke, 1992, A
 68 by Trenton Gill, NC State, 2019, A
 67 by Jack Freeman, William and Mary, 1946, N



CAROLINA AS A RANKED TEAM



Date	UNC Rank	Opponent (Rank)	Site	W/L	Score
October 30, 1937	15	Fordham (10)	H	L	0-14
November 27, 1937	19	Virginia	H	W	40-0
October 22, 1938	19	Davidson	A	W	34-0
October 21, 1939	14	Tulane (4)	A	T	14-14
October 28, 1939	13	Penn (16)	A	W	30-6
November 4, 1939	9	NC State	H	W	17-0
November 11, 1939	8	Davidson	WS	W	32-0
November 18, 1939	7	Duke (13)	A	L	3-13
November 30, 1939	17	Virginia	H	W	19-0
October 24, 1942	19	Tulane	A	L	14-29
November 2, 1946	9	Tennessee (10)	A	L	14-20
November 9, 1946	17	William & Mary	RICH	W	21-7
November 16, 1946	15	Wake Forest	H	W	26-14
November 23, 1946	14	Duke	H	W	22-7
November 30, 1946	11	Virginia	A	W	49-14
January 1, 1947	9	Georgia (3)	NO	L	10-20
October 11, 1947	19	Wake Forest	H	L	7-19
November 1, 1947	18	Tennessee	H	W	20-6
November 8, 1947	18	NC State	H	W	41-6
November 15, 1947	19	Maryland	A	W	19-0
November 22, 1947	13	Duke	A	W	21-0
November 29, 1947	10	Virginia	H	W	40-7
October 9, 1948	2	Wake Forest	A	W	28-6
October 16, 1948	1	NC State	H	W	14-0
October 23, 1948	3	LSU	H	W	34-7
October 30, 1948	3	Tennessee	A	W	14-7
November 6, 1948	3	William & Mary	H	T	7-7
November 13, 1948	6	Maryland	A	W	49-20
November 20, 1948	5	Duke	H	W	20-0
November 27, 1948	4	Virginia	A	W	34-12
January 1, 1949	3	Oklahoma (5)	NO	L	6-14
October 8, 1949	6	South Carolina	A	W	28-13
October 15, 1949	6	Wake Forest	H	W	28-14
October 22, 1949	6	LSU	A	L	7-13
October 29, 1949	13	Tennessee	H	L	6-35
November 26, 1949	19	Virginia	H	W	14-7
September 23, 1950	20	NC State	H	W	13-7
September 30, 1950	20	Notre Dame (1)	A	L	7-14
October 7, 1950	11	Georgia	A	T	0-0
October 11, 1957	18	Miami (Fla.)	A	W	20-13
October 19, 1957	14	Maryland	A	L	7-21
September 20, 1958	10	NC State	H	L	14-21
November 1, 1958	17	Tennessee	A	W	21-7
November 8, 1958	15	Virginia	A	W	42-0
November 15, 1958	11	Notre Dame	A	L	24-34
November 22, 1958	17	Duke	H	L	6-7
September 19, 1959	12	Clemson	H	L	18-20
October 3, 1970	19	Vanderbilt	A	W	10-7
October 10, 1970	18	South Carolina	H	L	21-35
October 2, 1971	20	NC State	A	W	27-7
October 9, 1971	18	Tulane	H	L	29-37
November 11, 1972	18	Virginia	H	W	23-3
November 18, 1972	16	Duke	H	W	14-0
November 25, 1972	15	East Carolina	H	W	42-19
December 9, 1972	16	Florida	JACK	W	28-24
December 30, 1972	16	Texas Tech	EP	W	32-28
September 15, 1973	19	William & Mary	H	W	34-27
September 18, 1976	17	Northwestern	H	W	12-0
September 25, 1976	16	Army	A	W	34-32
October 2, 1976	14	Missouri (12)	A	L	3-24

Date	UNC Rank	Opponent (Rank)	Site	W/L	Score
October 16, 1976	19	NC State	H	L	13-21
December 31, 1976	19	Kentucky	ATL	L	0-21
September 10, 1977	10	Kentucky	A	L	7-10
September 17, 1977	11	Richmond	H	W	31-0
September 23, 1978	18	Maryland (17)	H	L	20-21
September 30, 1978	15	Pittsburgh (9)	A	L	16-20
October 6, 1979	18	Cincinnati	H	W	35-14
October 13, 1979	14	Wake Forest	H	L	19-24
October 20, 1979	19	NC State (15)	A	W	35-21
October 27, 1979	15	East Carolina	H	T	24-24
November 3, 1979	18	Maryland	A	L	14-17
September 6, 1980	14	Furman	H	W	35-13
September 13, 1980	15	Texas Tech	A	W	9-3
September 27, 1980	14	Maryland (19)	H	W	17-3
October 4, 1980	10	Georgia Tech	H	W	33-0
October 11, 1980	8	Wake Forest	A	W	27-9
October 18, 1980	8	NC State	H	W	28-8
October 25, 1980	7	East Carolina	H	W	31-3
November 1, 1980	6	Oklahoma (16)	A	L	7-41
November 8, 1980	14	Clemson	A	W	24-19
November 15, 1980	15	Virginia	H	W	26-3
November 22, 1980	15	Duke	H	W	44-21
December 31, 1980	13	Texas	HOU	W	16-7
September 12, 1981	13	East Carolina	H	W	56-0
September 19, 1981	10	Miami (Ohio)	H	W	49-7
September 26, 1981	9	Boston College	H	W	56-14
October 3, 1981	6	Georgia Tech	A	W	28-7
October 10, 1981	5	Wake Forest	H	W	48-10
October 17, 1981	4	NC State	A	W	21-10
October 24, 1981	3	South Carolina	H	L	13-31
October 31, 1981	9	Maryland	A	W	17-10
November 7, 1981	8	Clemson (2)	H	L	8-10
November 14, 1981	13	Virginia	A	W	17-14
November 21, 1981	12	Duke	A	W	31-10
December 28, 1981	10	Arkansas	JACK	W	31-27
September 9, 1982	5	Pittsburgh (1)	A	L	6-7
September 18, 1982	11	Vanderbilt	H	W	34-10
September 25, 1982	11	Army	H	W	62-8
October 2, 1982	12	Georgia Tech	H	W	41-0
October 9, 1982	12	Wake Forest	A	W	24-7
October 16, 1982	11	NC State	H	W	41-9
October 30, 1982	10	Maryland	H	L	24-31
November 6, 1982	18	Clemson (13)	A	L	13-16
September 3, 1983	11	South Carolina	A	W	24-8
September 10, 1983	8	Memphis State	H	W	24-10
September 17, 1983	10	Miami (Ohio)	H	W	48-17
September 24, 1983	5	William & Mary	H	W	51-20
October 1, 1983	5	Georgia Tech	A	W	38-21
October 8, 1983	4	Wake Forest	H	W	30-10
October 15, 1983	3	NC State	A	W	42-14
October 29, 1983	3	Maryland (13)	A	L	26-28
November 5, 1983	10	Clemson	H	L	3-16
November 12, 1983	19	Virginia	A	L	14-17
October 18, 1986	18	NC State	H	L	34-35
September 28, 1991	23	NC State	A	L	7-24
October 31, 1992	22	Maryland	A	W	31-24
November 7, 1992	19	Clemson	A	L	7-40
November 21, 1992	21	Duke	A	W	31-28
January 2, 1993	19	Mississippi State (24)	ATL	W	21-17
August 29, 1993	20	Southern Cal (18)	A	W	31-9



CAROLINA AS A RANKED TEAM

Date	UNC Rank	Opponent (Rank)	Site	W/L	Score
September 4, 1993	16	Ohio University	H	W	44-3
September 11, 1993	14	Maryland	H	W	59-42
September 18, 1993	13	Florida State (1)	H	L	7-33
September 25, 1993	18	NC State (19)	A	W	35-14
October 2, 1993	18	UTEP	H	W	45-39
October 9, 1993	15	Wake Forest	H	W	45-35
October 16, 1993	14	Georgia Tech	A	W	41-3
October 23, 1993	12	Virginia (21)	A	L	10-17
November 6, 1993	16	Clemson	H	W	24-0
November 13, 1993	15	Tulane	A	W	42-10
November 26, 1993	12	Duke	H	W	38-24
December 31, 1993	12	Alabama (18)	JACK	L	10-24
September 3, 1994	18	Texas Christian	H	W	27-17
September 17, 1994	16	Tulane	H	W	49-0
September 24, 1994	13	Florida State (3)	A	L	18-31
October 1, 1994	18	SMU	A	W	28-24
October 8, 1994	14	Georgia Tech	H	W	31-24
October 15, 1994	15	Maryland	H	W	41-17
October 22, 1994	15	Virginia (25)	A	L	10-34
October 29, 1994	24	NC State	H	W	31-17
December 30, 1994	19	Texas	EP	L	31-35
September 2, 1995	20	Syracuse	H	L	9-20
September 7, 1996	24	Syracuse (9)	A	W	27-10
September 21, 1996	11	Georgia Tech	H	W	16-0
September 28, 1996	11	Florida State (2)	A	L	0-13
October 5, 1996	15	Wake Forest	A	W	45-6
October 12, 1996	13	Maryland	H	W	38-7
October 26, 1996	9	Houston	A	W	42-14
November 2, 1996	8	NC State	H	W	52-20
November 9, 1996	8	Louisville	H	W	28-10
November 16, 1996	6	Virginia (24)	A	L	17-20
November 23, 1996	13	Duke	A	W	27-10
January 1, 1997	10	West Virginia (25)	JACK	W	20-13
September 6, 1997	7	Indiana	H	W	23-6
September 13, 1997	7	Stanford (17)	H	W	28-17
September 20, 1997	6	Maryland	A	W	40-14
September 27, 1997	5	Virginia	H	W	48-20
October 4, 1997	5	Texas Christian	A	W	31-10
October 11, 1997	5	Wake Forest	H	W	30-12
October 18, 1997	4	NC State	A	W	20-7
October 30, 1997	5	Georgia Tech	A	W	16-13
November 8, 1997	5	Florida State (3)	H	L	3-20
November 15, 1997	8	Clemson	A	W	17-10
November 22, 1997	8	Duke	H	W	50-14
January 1, 1998	7	Virginia Tech	JACK	W	42-3
September 5, 1998	12	Miami (Ohio)	H	L	10-13
November 1, 2001	22	Georgia Tech (23)	A	L	21-28
October 11, 2008	22	Notre Dame	H	W*	29-24
October 18, 2008	18	Virginia	A	L	13-16
November 8, 2008	21	Georgia Tech (22)	H	W*	28-7
November 15, 2008	17	Maryland	A	L	15-17
November 22, 2008	25	NC State	H	L	10-41
September 5, 2009	21	The Citadel	H	W*	40-6
September 12, 2009	19	Connecticut	A	W*	12-10
September 19, 2009	24	East Carolina	H	W*	31-13
September 26, 2009	22	Georgia Tech	A	L	7-24
November 28, 2009	23	NC State	A	L	27-28
September 4, 2010	18	LSU (21)	ATL	L	24-30
Aug. 20, 2014	23	Liberty	H	W	56-29
September 6, 2014	21	San Diego State	H	W	31-27



In the 1998 Gator Bowl, No. 7 Carolina, led by quarterback Oscar Davenport, knocked off Virginia Tech, 42-3.

November 7, 2015	21	Duke	H	W	66-31
November 14, 2015	17	Miami	H	W	59-21
November 21, 2015	12	Virginia Tech	A	W	30-27 (OT)
November 28, 2015	11	NC State	A	W	45-34
December 5, 2015	8	Clemson	CHAR	L	45-37
December 29, 2015	10	Baylor	ORL	L	49-38
September 3, 2016	17	Georgia	ATL	L	33-24
October 8, 2016	17	Virginia Tech	H	L	34-3
October 22, 2016	22	Virginia	A	W	35-14
November 5, 2016	21	Georgia Tech	H	W	48-20
November 10, 2016	17	Duke	A	L	28-27

Key to neutral sites: WS-Winston-Salem; RICH-Richmond, Va.; NO-New Orleans; JACK-Jacksonville, Fla.; EP-El Paso, Texas; ATL-Atlanta; HOU-Houston; CHAR-Charlotte; ORL-Orlando

- Carolina's Record when both teams are ranked: 11-27-1
 - Rankings based on the Associated Press Poll
 - Carolina's Overall Record when ranked in the AP Poll: 128*-60-4 (revised record 123-60-4)
Home: 69-22-2; Road: 50-29-2; Neutral: 9-9-0
vs. NC State: 15-6-0; vs. Virginia: 12-5-0; vs. Wake Forest: 10-2-0; vs. Florida State: 0-4-0;
vs. Maryland: 9-6-0; vs. Clemson: 3-6-0; vs. Georgia Tech: 10*-2-0 (revised record 9-2-0); vs. Duke: 12-3-0; vs. ACC: 72-33-0; vs. Non-Conference: 52-25-4
- *win vacated by NCAA penalty

CAROLINA VS. AP RANKED TEAMS



Year	Rk.	Opponent	UNC Rk.	W/L	Score
1936	#18	at Tulane	-	L	7-21
	#13	Duke	-	L	7-27
1937	#10	Fordham	15	L	0-14
	#8	at Duke	-	W	14-6
1938	#11	Duke	-	L	0-14
	#13	vs. Fordham	-	T	0-0
1939	#4	at Tulane	14	T	14-14
	#16	at Penn	13	W	30-6
	#13	at Duke	7	L	3-13
1940	#12	Duke	-	W	6-3
1941	#17	at Tulane	-	L	6-52
	#3	at Duke	-	L	0-20
1942	#13	Duquesne	-	W	13-6
1943	#6	at Duke	-	L	7-14
	#10	at Penn	-	W	9-6
	#6	Duke	-	L	6-27
1944	#20	at Yale	-	L	6-13
	#11	Duke	-	L	0-33
1945	#11	at Penn	-	L	0-49
	#15	at Duke	-	L	7-14
	#20	Virginia	-	W	27-18
1946	#10	at Tennessee	9	L	14-20
	#3	vs. Georgia	9	L	3-20
1948	#5	vs. Oklahoma	3	L	6-14
1949	#1	vs. Notre Dame	-	L	6-42
1950	#1	at Notre Dame	20	L	7-14
	#11	at Tennessee	-	L	0-16
	#6	at Texas	-	L	20-45
1951	#7	at Maryland	-	L	7-14
1952	#11	Texas	-	L	7-28
	#16	at Notre Dame	-	L	14-34
	#12	at Tennessee	-	L	14-41
	#20	Duke	-	L	0-34
1953	#3	Maryland	-	L	0-26
	#1	Notre Dame	-	L	14-34
1954	#5	at Notre Dame	-	L	14-42
	#20	Duke	-	L	12-47
1955	#3	Oklahoma	-	L	6-13
	#2	Maryland	-	L	7-25
	#5	Notre Dame	-	L	7-27
1956	#18	Duke	-	L	0-6
	#1	at Oklahoma	-	L	0-36
	#3	at Tennessee	-	L	0-20
1957	#6	Navy	-	W	13-7
	#17	Tennessee	-	L	0-35
	#11	at Duke	-	W	21-13
1959	#18	Clemson	12	L	18-20
	#11	South Carolina	-	W	19-6
	#20	Tennessee	-	L	7-29
1960	#11	at Tennessee	-	L	27-14
	#6	Duke	-	W	7-6
1961	#10	at Maryland	-	W	14-8
	#4	LSU	-	L	0-30
1962	#2	at Ohio State	-	L	7-41
1965	#4	Michigan	-	L	24-31
	#4	at Notre Dame	-	L	0-17
1966	#8	at Michigan	-	W	21-7
	#2	at Notre Dame	-	L	0-32
1968	#7	Florida	-	W	22-7
1969	#10	Florida	-	L	2-52
1970	#11	at Vanderbilt	19	W	10-7
	#8	Arizona State	-	L	26-48
1971	#7	at Notre Dame	-	L	0-16
	#6	Georgia	-	L	3-7
1972	#5	at Ohio State	-	L	14-29
1973	#20	Missouri	-	L	14-27
	#17	at Tulane	-	L	0-16
1974	#17	Pittsburgh	-	W	45-29
	#10	NC State	-	W	33-14
1975	#2	at Ohio State	-	L	7-32
	#15	Notre Dame	-	L	14-21
1976	#20	Miami (OH)	-	W	14-10
	#18	Florida	-	W	24-21
	#12	at Missouri	14	L	3-14
	#20	East Carolina	-	W	12-10
1977	#13	Texas Tech	-	L	7-10
	#13	Clemson	-	T	13-13
	#12	Nebraska	14	L	17-21
1978	#17	Maryland	-	L	20-21
	#9	at Pittsburgh	-	L	16-20
	#15	at Clemson	-	L	9-13
1979	#13	Pittsburgh	-	W	17-7
	#15	at NC State	19	W	35-21
	#18	Clemson	-	L	10-19
	#14	Michigan	-	W	17-15
1980	#19	Maryland	14	W	17-3
	#16	at Oklahoma	6	L	7-41
1981	#2	Clemson	8	L	8-10
1982	#1	at Pittsburgh	5	L	6-7
	#13	at Clemson	18	L	13-16
	#8	Texas	-	W	26-10
1983	#13	at Maryland	3	L	26-28
1984	#10	at Boston College	-	L	20-52
	#19	Virginia	-	T	24-24
1985	#12	LSU	-	L	13-23
	#11	Florida State	-	L	10-20
1986	#15	at Florida State	-	T	10-10
	#12	at LSU	-	L	3-30
	#20	at Clemson	-	L	10-38
	#16	Arizona	-	L	21-30
1987	#1	at Oklahoma	-	L	0-28
	#6	Auburn	-	L	10-20
	#10	Clemson	-	L	10-13
1988	#19	at South Carolina	-	L	10-31
	#4	Oklahoma	-	L	0-28
	#4	at Auburn	-	L	21-47
	#17	at Clemson	-	L	14-37
1989	#18	at NC State	-	L	6-40
	#21	Clemson	-	L	3-35
	#25	Duke	-	L	0-41
1990	#11	Georgia Tech	-	T	13-13
	#18	at Clemson	-	L	3-20
	#11	Virginia	-	L	10-24
1991	#15	Clemson	-	L	6-21
1992	#23	NC State	-	L	20-27
	#8	at Florida State	-	L	13-36
	#16	Virginia	-	W	27-7
	#19	Georgia Tech	-	W	26-14
	#24	Mississippi State	19	W	21-17
1993	#18	USC	20	W	31-9
	#1	Florida State	13	L	7-33
	#19	at NC State	18	W	35-14
	#21	at Virginia	12	L	10-17
	#18	Alabama	12	L	10-24
1994	#3	Florida State	13	L	18-31
	#25	at Virginia	15	L	10-34
	#24	at Duke	-	W	41-40
1995	#9	Virginia	-	W	22-17
	#6	Florida State	-	L	12-28
	#24	Arkansas	-	W	20-10
1996	#9	at Syracuse	24	W	27-10
	#2	at Florida State	11	L	0-13
	#24	at Virginia	6	L	17-20
	#25	West Virginia	10	W	20-13
1997	#17	Stanford	7	W	28-17
	#3	Florida State	5	L	3-20
1998	#5	at Florida State	-	L	13-39
	#21	at Virginia	-	L	13-30
1999	#23	Virginia	-	L	17-20
	#1	Florida State	-	L	10-42
	#7	at Georgia Tech	-	L (OT)	24-31
2000	#2	at Florida State	-	L	14-63
	#5	Clemson	-	L	24-38
2001	#3	at Oklahoma	-	L	27-41
	#4	at Texas	-	L	14-44
	#6	Florida State	-	W	41-9
	#13	at Clemson	-	W	38-3
	#23	at Georgia Tech	22	L	21-28
2002	#3	Texas	-	L	21-52
	#14	NC State	-	L	17-34
	#15	at Florida State	-	L	14-40
2003	#13	Florida State	-	L	0-37
2004	#15	at Virginia	-	L	24-56
	#22	Louisville	-	L	0-34
	#9	at Florida State	-	L	16-38
	#11	at Utah	-	L	16-46
	#4	Miami (Fla.)	-	W	31-28
	#18	Virginia Tech	-	L	24-27
	#25	vs. Boston College	-	L	24-37
2005	#17	at Georgia Tech	-	L	21-27
	#23	at Louisville	-	L	14-69
	#23	Virginia	-	W	7-5
	#6	at Miami	-	L	16-34
	#19	Boston College	-	W	16-14
	#5	at Virginia Tech	-	L	3-30
2006	#16	Virginia Tech	-	L	10-35
	#19	at Clemson	-	L	7-52
	#24	Wake Forest	-	L	17-24
	#11	at Notre Dame	-	L	26-45
	#19	Georgia Tech	-	L	0-7
2007	#23	South Florida	-	L	10-37
	#17	Virginia Tech	-	L	10-17
	#7	South Carolina	-	L	15-21
2008	#24	Connecticut	-	W*	38-12
	#23	Boston College	-	W*	45-24
	#22	Georgia Tech	21	W*	28-7
2009	#14	Virginia Tech	-	W*	20-17
	#12	Miami	-	W*	33-24
	#17	Pittsburgh	-	L	17-19
2010	#21	vs. LSU	18	L	24-30
	#24	at Florida State	-	W	37-35
	#16	Virginia Tech	-	L	10-26
2011	#24	Georgia Tech	-	L	28-35
	#8	Clemson	-	L	38-59
	#9	at Virginia Tech	-	L	21-24
2012	#19	at Louisville	-	L	34-39
2013	#6	at South Carolina	-	L	10-27
	#10	Miami	-	L	23-27
	#24	Duke	-	L	25-27
2014	#6	Notre Dame	-	L	43-50
	#25	Duke	-	W	45-20
2015	#23	Pittsburgh	-	W	26-19
2016	#1	Clemson	8	L	45-37
	#18	Georgia	17	L	33-24
	#12	at Florida State	-	W	37-35
	#25	Virginia Tech	-	L	35-3
	#16	at Miami	-	W	20-13
	#16	vs. Stanford	-	L	25-23
2017	#17	Louisville	-	L	35-47
	#21	Notre Dame	-	L	10-33
	#14	at Virginia Tech	-	L	7-59
	#8	Miami	-	L	19-24
2018	#16	at Miami	-	L	10-47
2019	#1	Clemson	-	L	20-21

• Carolina's Record vs. Top 10: 13-71-1
 • Highest ranked team Carolina has defeated:
 No. 4 Miami, 2004, 31-28, Chapel Hill
 • Highest ranked team Carolina has defeated on the road:
 at No. 8 Duke, 1937, 14-6, Durham, N.C.
 at No. 8 Michigan, 1966, 21-7, Ann Arbor, Mich.

• Carolina vs. ACC Ranked Teams
 Boston College: 2*-2 (revised record 1-2)
 Clemson: 2-19-1
 Duke: 6-13
 Florida State: 3-13-1
 Georgia Tech: 2*-5-1 (revised record 1-5-1)
 Louisville: 0-1
 Maryland: 2-5
 Miami: 3*-4 (revised record 1-4)
 NC State: 3-2
 Pittsburgh: 1-0
 Virginia: 3-7-1
 Virginia Tech: 1*-8 (revised record 0-8)
 Wake Forest: 0-1

*win vacated due to NCAA penalty



*Wide receiver Sam Aiken helped lead
 the Tar Heels to a 41-9 rout over No.
 6 Florida State in 2001.*



YEAR-BY-YEAR WON-LOSS RECORDS

1888-1921

Year	Head Coach	Overall	Conference	Conference Finish
1888	—	0-2-0		
1889	Hector Cowan	2-2-0		
1890	No Games Played			
1891	—	0-2-0		
1892	—	5-1-0		
1893	—	3-4-0		
1894	V.K. Irvine	6-3-0		
1895	T.C. Trenchard	7-1-1		
1896	Gordon Johnston	3-4-1		
1897	W.A. Reynolds	7-3-0		
1898	W.A. Reynolds	9-0-0		
1899	W.A. Reynolds	7-3-1		
1900	W.A. Reynolds	4-1-3		
1901	Charles Jenkins	7-2-0		
1902	H.B. Olcott	5-1-3		
1903	H.B. Olcott	6-3-0		
1904	R.R. Brown	5-2-2		
1905	William Warner	4-3-1		
1906	W.S. Keinholz	1-4-2		
1907	Otis Lamson	4-4-1		
1908	Edward Green	3-3-3		
1909	A.E. Brides	5-2-0		
1910	A.E. Brides	3-6-0		
1911	Branch Boccock	6-1-1		
1912	W.C. Martin	3-4-1		
1913	T.C. Trenchard	5-4-0		
1914	T.C. Trenchard	10-1-0		
1915	T.C. Trenchard	4-3-1		
1916	Thomas Campbell	5-4-0		
1917	No Games — World War I			
1918	No Games — World War I			
1919	Thomas Campbell	4-3-1		
1920	M.E. Fuller	2-6-0		
1921	R.A. & W.M. Fetzer	5-2-2		

RECORD BY DECADE

1888-89	2-4
1890-99	47-21-2
1900-09	44-25-15
1910-19	40-26-4
1920-29	54-33-4
1930-39	60-24-11
1940-49	58-37-5
1950-59	37-57-4
1960-69	41-60-0
1970-79	72-42-3
1980-89	61-52-2
1990-99	78-39-1
2000-09	53*-68
2010-present	66-60
Totals	713*-548-54

*8 wins vacated in 2008 and 8 wins vacated in 2009 (record of 37-68 in 2000-09; overall record 691-542-54)

ATLANTIC COAST CONFERENCE (1953-PRESENT)

Year	Head Coach	Overall	Conference	Conference Finish
1953	George Barclay	4-6-0	2-3	T3rd
1954	George Barclay	4-5-1	4-2	3rd
1955	George Barclay	3-7-0	3-3	4th
1956	Jim Tatum	2-7-1	2-3-1	5th
1957	Jim Tatum	6-4-0	4-3	4th
1958	Jim Tatum	6-4-0	4-3	4th
1959	Jim Hickey	5-5-0	5-2	2nd
1960	Jim Hickey	3-7-0	2-5	6th
1961	Jim Hickey	5-5-0	4-3	2nd
1962	Jim Hickey	3-7-0	3-4	T4th
1963	Jim Hickey	9-2-0	6-1	1st
1964	Jim Hickey	5-5-0	4-3	T3rd
1965	Jim Hickey	4-6-0	3-3	T5th
1966	Jim Hickey	2-8-0	1-4	8th
1967	Bill Dooley	2-8-0	2-5	7th
1968	Bill Dooley	3-7-0	1-6	8th
1969	Bill Dooley	5-5-0	3-3	T3rd
1970	Bill Dooley	8-4-0	5-2	T2nd
1971	Bill Dooley	9-3-0	6-0	1st
1972	Bill Dooley	11-1-0	6-0	1st
1973	Bill Dooley	4-7-0	1-5	6th
1974	Bill Dooley	7-5-0	4-2	T2nd
1975	Bill Dooley	3-7-1	1-4-1	6th
1976	Bill Dooley	9-3-0	4-1	2nd
1977	Bill Dooley	8-3-1	5-0-1	1st
1978	Dick Crum	5-6-0	3-3	4th
1979	Dick Crum	8-3-1	3-3	5th
1980	Dick Crum	11-1-0	6-0	1st
1981	Dick Crum	10-2-0	5-1	2nd
1982	Dick Crum	8-4-0	3-3	T3rd
1983	Dick Crum	8-4-0	4-2	2nd
1984	Dick Crum	5-5-1	3-2-1	3rd
1985	Dick Crum	5-6-0	3-4	5th
1986	Dick Crum	7-4-1	5-2	2nd
1987	Dick Crum	5-6-0	3-4	6th
1988	Mack Brown	1-10-0	1-6	7th
1989	Mack Brown	1-10-0	0-7	8th
1990	Mack Brown	6-4-1	3-3-1	5th
1991	Mack Brown	7-4-0	3-4	5th
1992	Mack Brown	9-3-0	5-3	3rd
1993	Mack Brown	10-3-0	6-2	2nd
1994	Mack Brown	8-4-0	5-3	T3rd
1995	Mack Brown	7-5-0	4-4	5th
1996	Mack Brown	10-2-0	6-2	2nd
1997	Mack Brown	10-1-0	7-1	2nd
	Carl Torbush	1-0-0		(Gator Bowl)
1998	Carl Torbush	7-5-0	4-4	T4th
1999	Carl Torbush	3-8-0	2-6	9th
2000	Carl Torbush	6-5	3-5	6th
2001	John Bunting	8-5	5-3	3rd
2002	John Bunting	3-9	1-7	8th
2003	John Bunting	2-10	1-7	9th
2004	John Bunting	6-6	5-3	T3rd
2005	John Bunting	5-6	4-4	4th Coastal
2006	John Bunting	3-9	2-6	5th Coastal
2007	Butch Davis	4-8	3-5	4th Coastal
2008	Butch Davis	8-5*	4-4*	3rd Coastal
2009	Butch Davis	8-5*	4-4*	4th Coastal
2010	Butch Davis	8-5	4-4	3rd Coastal
2011	Everett Withers	7-6	3-5	4th Coastal
2012	Larry Fedora	8-4	5-3	T1st Coastal
2013	Larry Fedora	7-6	4-4	5th Coastal
2014	Larry Fedora	6-7	4-4	T3rd Coastal
2015	Larry Fedora	11-3	8-0	1st Coastal
2016	Larry Fedora	8-5	5-3	T2nd Coastal
2017	Larry Fedora	3-9	1-7	7th Coastal
2018	Larry Fedora	2-9	1-7	7th Coastal
2019	Mack Brown	6-6	4-4	T3rd Coastal
Totals		713*-548-54	240*-228-5	

*8 wins in 2008 and 8 wins in 2009 vacated due to NCAA penalty (revised record 0-5 overall, 0-4 ACC in 2008; 0-5 overall, 0-4 ACC in 2009)

SOUTHERN CONFERENCE (1922-52)

Year	Head Coach	Overall	Conference	Conference Finish
1922	R.A. & W.M. Fetzer	9-1-0	5-0-0	1st
1923	R.A. & W.M. Fetzer	5-3-1	2-2-1	12th
1924	R.A. & W.M. Fetzer	4-5-0	2-3-0	14th
1925	R.A. & W.M. Fetzer	7-1-1	4-0-1	3rd
1926	Chuck Collins	4-5-0	3-3-0	10th
1927	Chuck Collins	4-6-0	2-5-0	19th
1928	Chuck Collins	5-3-2	2-2-2	11th
1929	Chuck Collins	9-1-0	7-1-0	3rd
1930	Chuck Collins	5-3-2	4-2-2	8th
1931	Chuck Collins	4-3-3	2-3-3	13th
1932	Chuck Collins	3-5-2	2-5-1	17th
1933	Chuck Collins	4-5-0	2-1-0	3rd
1934	Carl Snaveley	7-1-1	2-0-1	2nd
1935	Carl Snaveley	8-1-0	4-1-0	2nd
1936	Ray Wolf	8-2-0	5-1-0	2nd
1937	Ray Wolf	7-1-1	4-0-1	2nd
1938	Ray Wolf	6-2-1	4-1-0	4th
1939	Ray Wolf	8-1-1	5-1-0	3rd
1940	Ray Wolf	6-4-0	3-2-0	5th
1941	Ray Wolf	3-7-0	2-4-0	11th
1942	Jim Tatum	5-2-2	3-1-1	4th
1943	Tom Young	6-3-0	2-2-0	5th
1944	Gene McEver	1-7-1	0-3-1	9th
1945	Carl Snaveley	5-5-0	3-2-0	7th
1946	Carl Snaveley	8-2-1	4-0-1	1st
1947	Carl Snaveley	8-2-0	4-1-0	2nd
1948	Carl Snaveley	9-1-1	4-0-1	2nd
1949	Carl Snaveley	7-4-0	5-0-0	1st
1950	Carl Snaveley	3-5-2	3-2-1	7th
1951	Carl Snaveley	2-8-0	2-3-0	10th
1952	Carl Snaveley	2-6-0	1-2-0	12th

UNC TEAM RECORDS		Touchdown Passes: 31 in 2015	
Games: 14, 2015		Interceptions: 23 in 1941, 1944	
Total Yards: 6,817 in 2015		Completion Percentage: .678 in 1974	
Total Yards Per Game: 486.9 in 2015		Passing Yards: 3,811 in 2016	
Rushing Attempts: 732 in 1970		Passing Yards Per Game: 293.2 in 2016	
Rushing Yards: 3,142 in 2015		First Downs: 335 in 2015	
Rushing Yards Per Game: 285.2 in 1970		Points: 570 in 2015	
Pass Attempts: 509 in 2014		Points Per Game: 40.7 in 2015	
Pass Completions: 315 in 2014			





ALL-TIME SCORES

KEY TO NEUTRAL SITE ABBREVIATIONS:

ASHE- Asheville; ATL- Atlanta; BALT- Baltimore;
 CHAR- Charlotte; COL- Columbia, S.C.; COWAN-
 Cowan, Tenn.; DAN- Danville; DUR- Durham;
 GAIN- Gainesville, Ga.; GOLD- Goldsboro; GRBO-
 Greensboro; GREE- Greenville, S.C.; HONO-
 Honolulu; HOU- Houston; JACK- Jacksonville,
 Fla.; LYN- Lynchburg; MAC- Macon, Ga.;
 MIA- Miami; NASH- Nashville; NEW OR- New
 Orleans; ORL- Orlando; NNEW- Newport News,
 Va.; NOR- Norfolk; NYY- New York City (Yankee
 Stadium); NYP- New York City (Polo Grounds);
 RAL- Raleigh; RICH- Richmond; ROA- Roanoke;
 SHREVE- Shreveport; WIL- Wilmington

1888 (0-2)

Captains: Bob Bingham, Steve Bragaw
 L Wake Forest RAL 4-6
 L Trinity RAL 0-16
 4-22

1889 (2-2)

Coach: Hector Cowan
 Captains: Lacy Little and Steve Bragaw
 W Wake Forest RAL 33-0
 L Trinity RAL 17-25
 L Wake Forest RAL 8-18
 W Trinity (forfeit) H 1-0
 58-43

1891 (0-2)

Captains: Mike Hoke and George Graham
 Nov. 10 L Wake Forest RAL 0-1
 (forfeit)
 Nov. 10 L Trinity H 4-6
 4-6

1892 (5-1)

Captain: Mike Hoke
 Oct. 21 W Richmond A 40-0
 Oct. 22 L Virginia A 18-30
 Nov. 12 W Trinity A 24-0
 Nov. 23 W Auburn ATL 64-0
 Nov. 24 W Vanderbilt A 24-0
 Nov. 26 W Virginia ATL 26-0
 196-30

1893 (3-4)

Captain: A.S. Barnard
 Oct. 20 W Wash. & Lee A 44-0
 Oct. 21 L VMI A 4-10
 Oct. 28 L Trinity A 4-6
 Nov. 3 W Tennessee H 60-0
 Nov. 18 W Wake Forest RAL 40-0
 Nov. 25 L Lehigh NY 0-34
 Nov. 30 L Virginia RICH 0-16
 152-66

1894 (6-3)

Coach: V.K. Irvine
 Captain: Charles Baskerville
 Oct. 12 W N.C. A&M H 44-0
 Oct. 20 W N.C. A&M A 16-0
 Oct. 24 W Trinity H 28-0
 Oct. 27 W Sewanee ASHE 36-4
 Oct. 31 L Lehigh A 6-24
 Nov. 1 L Rutgers A 0-5
 Nov. 3 W Georgetown A 20-4
 Nov. 10 W Richmond GRBO 28-0
 Nov. 22 L Virginia RICH 0-34
 178-71

1895 (7-1-1)

Coach: T.C. Trenchard
 Captain: Edwin Gregory
 Oct. 12 W N.C. A&M H 36-0
 Oct. 19 W Richmond H 34-0
 Oct. 26 W Georgia ATL 6-0
 Oct. 28 W Vanderbilt A 12-0
 Oct. 29 T Sewanee A 0-0
 Oct. 31 W Georgia ATL 10-6
 Nov. 2 W Wash. & Lee LYN 16-0
 Nov. 16 W Virginia Tech CHAR 32-5
 Nov. 28 L Virginia RICH 0-6
 146-17

1896 (3-4-1)

Coach: Gordon Johnston
 Captain: Robert Wright
 Oct. 10 W Guilford H 26-4
 Oct. 17 W Guilford A 34-0
 Oct. 24 T Virginia Tech DAN 0-0
 Oct. 31 L Georgia ATL 16-24
 Nov. 3 L Charlotte A.C. A 0-8
 Nov. 7 L Hampton A.C. A 0-18
 Nov. 11 W Greensboro A.C. H 30-0
 Nov. 26 L Virginia RICH 0-46
 106-100

1897 (7-3)

Coach: W.A. Reynolds
 Captain: Arthur Belden
 Oct. 2 W N.C. A&M H 40-0
 Oct. 9 W Guilford H 16-0
 Oct. 22 W Greensboro A.A. H 24-0
 Oct. 25 W Clemson H 28-0
 Oct. 30 L Virginia Tech DAN 0-4
 Nov. 5 W Sewanee COWAN 12-6
 Nov. 6 L Vanderbilt A 0-31
 Nov. 8 W Tennessee A 16-0
 Nov. 9 W Bingham's School A 14-0
 Nov. 22 L Virginia RICH 0-12
 150-53

1898 (9-0)

Coach: W.A. Reynolds
 Captain: Frank Rogers
 Oct. 1 W Guilford H 18-0
 Oct. 15 W N.C. A&M H 34-0
 Oct. 20 W Greensboro A.A. H 11-0
 Oct. 29 W Oak Ridge H 11-0
 Nov. 4 W Virginia Tech W-S 28-6
 Nov. 5 W Davidson CHAR 11-0
 Nov. 13 W Georgia MAC 53-0
 Nov. 15 W Auburn A 29-0
 Nov. 24 W Virginia RICH 6-2
 201-8

1899 (7-3-1)

Coach: W.A. Reynolds
 Captain: Samuel Shull
 Oct. 7 W N.C. A&M H 34-0
 Oct. 12 W Oak Ridge H 16-0
 Oct. 14 W Guilford H 45-0
 Oct. 21 W Davidson CHAR 10-0
 Oct. 23 W Horner's School H 46-0
 Oct. 28 T N.C. A&M A 11-11
 Oct. 31 W Maryland (Old) H 6-0
 Nov. 4 L Navy A 0-12
 Nov. 8 L Princeton A 0-30
 Nov. 30 W Georgia ATL 5-0
 Dec. 2 L Sewanee ATL 0-5
 173-58

1900 (4-1-3)

Coach: W.A. Reynolds
 Captain: Frank Osborne
 Oct. 6 W Deaf & Dumb Inst. H 38-0
 Oct. 27 T Virginia Tech H 0-0
 Nov. 1 W Tennessee A 22-5
 Nov. 3 W Vanderbilt A 48-0
 Nov. 5 T Sewanee ATL 0-0
 Nov. 17 W Georgia RAL 55-0
 Nov. 24 L Virginia NOR 0-17
 Nov. 29 T Georgetown A 0-0
 163-22

1901 (7-2)

Coach: Charles Jenkins
 Captain: Albert M. Carr
 Oct. 12 W Oak Ridge H 28-0
 Oct. 16 W N.C. A&M H 39-0
 Oct. 19 W Guilford H 42-0
 Oct. 26 W Davidson CHAR 6-0
 Nov. 2 W Georgia ATL 27-0
 Nov. 4 W Auburn A 10-0
 Nov. 19 W N.C. A&M A 30-0
 Nov. 23 L Virginia NOR 6-23
 Nov. 28 L Clemson CHAR 10-22
 198-45



The 1893 Tar Heels were just the fifth football team in North Carolina history.

1902 (5-1-3)

Coach: H.B. Olcott
 Captain: Frank Foust
 Sept. 24 W Guilford H 16-0
 Oct. 4 W Oak Ridge H 35-0
 Oct. 11 W Furman H 10-0
 Oct. 18 W Davidson CHAR 27-0
 Oct. 25 T Virginia Tech ROA 0-0
 Nov. 1 W VMI ROA 17-10
 Nov. 8 T N.C. A&M A 0-0
 Nov. 15 L Georgetown NOR 5-12
 Nov. 27 T Virginia RICH 12-12
 122-34

1903 (6-3)

Coach: H.B. Olcott
 Captain: G. Lyle Jones
 Sept. 26 W Guilford H 15-0
 Oct. 3 W Oak Ridge H 45-0
 Oct. 10 W South Carolina A 17-0
 Oct. 14 W VMI ROA 28-6
 Oct. 24 L Georgetown NOR 0-33
 Oct. 31 L Kentucky Univ. GBRO 5-6
 Nov. 4 W Clemson H 11-6
 Nov. 7 L Virginia Tech NOR 0-21
 Nov. 25 W Virginia RICH 16-0
 137-72

1904 (5-2-2)

Coach: Robert R. Brown
 Captain: R.S. Stewart
 Oct. 1 W Guilford H 29-0
 Oct. 8 T Davidson CHAR 0-0
 Oct. 12 W Bingham's School H 50-0
 Oct. 15 W South Carolina H 27-0
 Oct. 22 W Norfolk Ath. Clb GBRO 41-0
 Oct. 29 W Virginia Tech H 6-0
 Nov. 5 L Georgetown NOR 0-16
 Nov. 16 T N.C. A&M H 6-6
 Nov. 24 L Virginia RICH 11-12
 170-34

1905 (4-3-1)

Coach: William Warner
 Captain: Foy Roberson
 Oct. 7 W Davidson CHAR 6-0
 Oct. 14 L Penn A 0-17
 Oct. 21 L Navy A 0-38
 Oct. 28 L Virginia Tech RICH 6-35
 Nov. 4 W Georgetown RICH 36-0
 Nov. 12 T N.C. A&M A 0-0
 Nov. 18 W VMI W-S 17-0
 Nov. 30 W Virginia NOR 17-0
 82-90

1906 (1-4-2)

Coach: W.S. Keinholz
 Captain: Romy Story
 Sept. 29 T Davidson CHAR 0-0
 Oct. 6 L Penn A 0-11
 Oct. 12 W Richmond H 12-0
 Oct. 20 L Lafayette NOR 6-28
 Oct. 27 T Virginia Tech RICH 0-0
 Nov. 3 L Georgetown NOR 0-4
 Nov. 17 L Navy A 0-40
 18-83

1907 (4-4-1)

Coach: Dr. Otis Lamson
 Captain: Joseph S. Mann
 Sept. 29 L Penn A 0-37
 Oct. 5 T Wash. & Lee NNEW 0-0
 Oct. 12 W Oak Ridge H 38-0
 Oct. 19 W William & Mary H 14-0
 Oct. 26 L Virginia RICH 4-9
 Oct. 31 L Clemson COL 6-15
 Nov. 9 W Georgetown A 12-5
 Nov. 16 W Richmond H 13-11
 Nov. 28 L Virginia Tech RICH 6-20
 93-97

1908 (3-3-3)

Coach: Edward Green
 Captain: George Thomas
 Sept. 26 W Wake Forest H 17-0
 Oct. 3 L Tennessee A 0-12
 Oct. 10 T Wash. & Lee NNEW 0-0
 Oct. 17 T Davidson WIL 0-0
 Oct. 26 T Georgetown A 6-6
 Oct. 31 W Richmond H 17-12
 Nov. 7 L Virginia Tech RICH 0-10
 Nov. 14 W South Carolina H 22-0
 Nov. 26 L Virginia RICH 0-31
 62-71

1909 (5-2)

Coach: A.E. Brides
 Captain: C.C. Garrett
 Oct. 2 W Wake Forest H 18-0
 Oct. 9 W Tennessee A 3-0
 Oct. 16 L VMI LYN 0-3
 Oct. 23 W Georgetown A 5-0
 Oct. 31 W Richmond H 22-0
 Nov. 6 L Virginia Tech RICH 0-15
 Nov. 13 W Wash. & Lee NNEW 6-0
 54-18



ALL-TIME SCORES



1910 (3-6)
 Coach: A.E. Brides
 Captain: Earl Thompson

Oct. 1	W	VMI	H	6-0
Oct. 8	L	Kentucky	A	0-11
Oct. 15	L	Davidson	CHAR	0-6
Oct. 22	W	Wake Forest	H	37-0
Oct. 29	L	Georgetown	A	0-12
Nov. 5	L	Virginia Tech	RICH	0-20
Nov. 12	L	Wash. & Lee	NOR	0-5
Nov. 19	W	South Carolina	DUR	27-6
Nov. 24	L	Virginia	RICH	<u>0-7</u>
				70-67

1911 (6-1-1)
 Coach: Branch Bocock
 Captain: Bob Winston

Oct. 7	W	Wake Forest	H	12-3
Oct. 14	W	Bingham's School	H	12-0
Oct. 19	W	Davidson	CHAR	5-0
Oct. 28	W	U.S.S. Franklin	H	12-0
Nov. 4	T	Virginia Tech	RICH	0-0
Nov. 11	W	South Carolina	H	21-0
Nov. 18	W	Wash. & Lee	NOR	4-0
Nov. 30	L	Virginia	RICH	<u>0-28</u>
				66-31

1912 (3-4-1)
 Coach: William C. Martin
 Captain: William Tillett

Oct. 5	W	Davidson	CHAR	13-0
Oct. 12	W	Wake Forest	H	9-2
Oct. 19	W	Bingham's School	H	47-0
Oct. 26	L	Virginia Tech	RAL	0-26
Nov. 2	L	Georgetown	RICH	10-37
Nov. 9	T	South Carolina	H	6-6
Nov. 16	L	Wash. & Lee	GBRO	0-31
Nov. 26	L	Virginia	RICH	<u>0-66</u>
				85-168

1913 (5-4)
 Coach: T.C. Trenchard
 Captain: L.L. Abernethy

Sept. 27	W	Wake Forest	H	7-0
Oct. 4	W	Virginia Medical	H	15-0
Oct. 11	W	Davidson	GBRO	7-0
Oct. 18	W	South Carolina	A	13-3
Oct. 25	L	Virginia Tech	W-S	7-14
Nov. 1	L	Georgia	A	6-19
Nov. 8	L	Wash. & Lee	LYN	0-14
Nov. 15	W	Wake Forest	DUR	29-0
Nov. 27	L	Virginia	RICH	<u>7-26</u>
				91-76

1914 (10-1)
 Coach: T.C. Trenchard
 Captain: Dave Tayloe

Sept. 26	W	Richmond	H	41-0
Oct. 3	W	Virginia Medical	H	65-0
Oct. 8	W	Wake Forest	DUR	53-0
Oct. 12	W	South Carolina	H	48-0
Oct. 17	W	Georgia	ATL	41-6
Oct. 20	W	Riverside Acad.	GAIN	40-0
Oct. 24	W	Vanderbilt	A	10-9
Oct. 31	W	Davidson	W-S	16-3
Nov. 7	W	VMI	CHAR	30-7
Nov. 14	W	Wake Forest	RAL	12-7
Nov. 26	L	Virginia	RICH	<u>3-20</u>
				359-52

1915 (4-3-1)
 Coach: T.C. Trenchard
 Captain: Dave Tayloe

Oct. 2	W	The Citadel	H	14-7
Oct. 9	W	Wake Forest	H	35-0
Oct. 16	L	Georgetown	A	0-38
Oct. 23	T	VMI	GBRO	3-3
Oct. 30	L	Georgia Tech	A	3-23
Nov. 6	W	Clemson	GREE	9-7
Nov. 13	W	Davidson	W-S	41-6
Nov. 25	L	Virginia	RICH	<u>0-14</u>
				105-98

1916 (5-4)
 Coach: Thomas J. Campbell
 Captain: George Tandy

Sept. 30	W	Wake Forest	H	20-0
Oct. 7	L	Princeton	A	0-29
Oct. 14	L	Harvard	A	0-21
Oct. 21	L	Georgia Tech	A	6-10
Oct. 28	W	VMI	H	38-13
Nov. 4	L	Virginia Tech	ROA	7-14
Nov. 11	W	Davidson	W-S	10-6
Nov. 18	W	Furman	H	46-0
Nov. 30	W	Virginia	RICH	<u>7-0</u>
				134-93

1917-1918
 (No team due to World War I.)

1919 (4-3-1)
 Coach: Thomas J. Campbell
 Captain: J.M. Coleman

Oct. 4	L	Rutgers	A	0-19
Oct. 11	L	Yale	A	7-34
Oct. 18	W	Wake Forest	H	6-0
Oct. 23	W	NC State	A	13-12
Nov. 1	T	Tennessee	A	0-0
Nov. 8	L	VMI	A	7-29
Nov. 15	W	Davidson	W-S	10-0
Nov. 27	W	Virginia	H	6-0
				49-94

1920 (2-6)
 Coach: Myron E. Fuller
 Captain: Beemer Harrell

Oct. 2	W	Wake Forest	H	6-0
Oct. 9	L	Yale	A	0-21
Oct. 16	W	South Carolina	H	7-0
Oct. 21	L	NC State	A	3-13
Oct. 30	L	Maryland	H	0-13
Nov. 6	L	VMI	H	0-23
Nov. 13	L	Davidson	W-S	0-7
Nov. 25	L	Virginia	A	<u>0-14</u>
				16-91

1921 (5-2-2)
 Associate Coaches: Bob and Bill Fetzer
 Captain: Robbins Lowe

Oct. 1	W	Wake Forest	H	21-0
Oct. 8	L	Yale	A	0-34
Oct. 15	T	South Carolina	A	7-7
Oct. 20	L	NC State	A	0-7
Oct. 29	W	Maryland	BALT	16-7
Nov. 5	W	VMI	RICH	20-7
Nov. 12	T	Davidson	W-S	0-0
Nov. 24	W	Virginia	H	7-3
Dec. 3	W	Florida	JACK	<u>14-10</u>
				85-75

1922 (9-1)
 Southern Conference Co-Champions
 Associate Coaches: Bob and Bill Fetzer
 Captain: Grady Pritchard

Sept. 30	W	Wake Forest	GOLD	62-3
Oct. 7	L	Yale	A	0-18
Oct. 12	W	Trinity	H	20-0
Oct. 14	W	South Carolina	H	10-7
Oct. 19	W	NC State	A	14-9
Oct. 28	W	Maryland	H	27-3
Nov. 4	W	Tulane	A	19-12
Nov. 11	W	VMI	RICH	9-7
Nov. 18	W	Davidson	CHAR	29-6
Nov. 30	W	Virginia	A	<u>10-7</u>
				200-72

1923 (5-3-1)
 Associate Coaches: Bob and Bill Fetzer
 Captain: Roy Morris

Sept. 29	W	Wake Forest	H	22-0
Oct. 6	L	Yale	A	0-53
Oct. 12	W	Trinity	A	14-6
Oct. 18	W	NC State	A	14-0
Oct. 27	L	Maryland	A	0-14
Nov. 3	W	South Carolina	A	13-0
Nov. 10	L	VMI	RICH	0-9
Nov. 17	W	Davidson	H	14-3
Nov. 29	T	Virginia	H	<u>0-0</u>
				77-85

1924 (4-5)
 Associate Coaches: Bob and Bill Fetzer
 Captain: Pierce Matthews

Sept. 27	L	Wake Forest	A	6-7
Oct. 4	L	Yale	A	0-27
Oct. 11	W	Trinity	H	6-0
Oct. 16	W	NC State	A	10-0
Oct. 25	L	Maryland	H	0-6
Nov. 1	L	South Carolina	H	7-10
Nov. 8	W	VMI	H	3-0
Nov. 15	W	Davidson	A	6-0
Nov. 27	L	Virginia	A	<u>0-7</u>
				38-57

1925 (7-1-1)
 Associate Coaches: Bob and Bill Fetzer
 Captain: Herman McIver

Sept. 26	L	Wake Forest	H	0-6
Oct. 3	W	South Carolina	A	7-0
Oct. 10	W	Duke	A	41-0
Oct. 15	W	NC State	A	17-0
Oct. 24	W	Mercer	A	3-0
Oct. 31	W	Maryland	BALT	16-0
Nov. 7	W	VMI	RICH	23-11
Nov. 14	W	Davidson	H	13-0
Nov. 26	T	Virginia	H	<u>3-3</u>
				123-20

1926 (4-5)
 Coach: Chuck Collins
 Captain: Manly Whisnant

Sept. 25	L	Wake Forest	A	0-13
Oct. 2	L	Tennessee	A	0-34
Oct. 9	W	South Carolina	H	7-0
Oct. 16	W	Duke	H	6-0
Oct. 23	L	Maryland	A	6-14
Oct. 30	W	NC State	H	12-0
Nov. 6	W	VMI	H	28-0
Nov. 13	L	Davidson	A	0-10
Nov. 23	L	Virginia	A	<u>0-3</u>
				59-74

1927 (4-6)
 Coach: Chuck Collins
 Captain: Garrett Morehead

Sept. 24	L	Wake Forest	H	8-9
Oct. 1	L	Tennessee	H	0-26
Oct. 8	W	Maryland	H	7-6
Oct. 15	L	South Carolina	A	6-14
Oct. 22	L	Georgia Tech	A	0-13
Oct. 29	L	NC State	A	6-19
Nov. 5	L	VMI	A	0-7
Nov. 12	W	Davidson	H*	27-0
Nov. 19	W	Duke	A	18-0
Nov. 24	W	Virginia	H	<u>14-13</u>
				86-107

*First game played in Kenan Stadium.

1928 (5-3-2)
 Coach: Chuck Collins
 Captain: Harry Schwartz

Sept. 29	W	Wake Forest	H	65-0
Oct. 6	W	Maryland	A	26-19
Oct. 13	L	Harvard	A	0-20
Oct. 20	L	Virginia Tech	H	14-16
Oct. 27	L	Georgia Tech	H	7-20
Nov. 3	T	NC State	A	6-6
Nov. 10	T	South Carolina	H	0-0
Nov. 17	W	Davidson	A	30-7
Nov. 29	W	Virginia	A	24-20
Dec. 8	W	Duke	H	<u>14-7</u>
				186-115

1929 (9-1)
 Coach: Chuck Collins
 Captain: Ray Farris

Sept. 28	W	Wake Forest	H	48-0
Oct. 5	W	Maryland	A	43-0
Oct. 11	W	Georgia Tech	A	18-7
Oct. 19	L	Georgia	H	12-19
Oct. 26	W	Virginia Tech	H	38-13
Nov. 2	W	NC State	H	32-0
Nov. 9	W	South Carolina	A	40-0
Nov. 16	W	Davidson	CHAR	26-7
Nov. 28	W	Virginia	H	41-7
Dec. 7	W	Duke	A	<u>48-7</u>
				346-60

1930 (5-3-2)
 Coach: Chuck Collins
 Captain: Strud Nash

Sept. 27	W	Wake Forest	H	13-7
Oct. 4	W	Virginia Tech	A	39-21
Oct. 11	W	Maryland	H	28-21
Oct. 18	L	Georgia	A	0-26
Oct. 25	L	Tennessee	A	7-9
Nov. 1	T	Georgia Tech	H	6-6
Nov. 7	W	NC State	H	13-6
Nov. 15	L	Davidson	A	6-7
Nov. 27	W	Virginia	A	41-0
Dec. 6	T	Duke	H	<u>0-0</u>
				153-103

1931 (4-3-3)
 Coach: Chuck Collins

Sept. 26	W	Wake Forest	H	37-0
Oct. 3	L	Vanderbilt	A	0-13
Oct. 10	T	Florida	A	0-0
Oct. 17	L	Georgia	H	7-32
Oct. 24	L	Tennessee	H	0-7
Oct. 31	W	NC State	A	18-15
Nov. 7	T	Georgia Tech	A	19-19
Nov. 14	W	Davidson	H	20-0
Nov. 21	T	Duke	A	0-0
Nov. 26	W	Virginia	H	<u>13-6</u>
				114-92

1932 (3-5-2)
 Coach: Chuck Collins

Sept. 24	T	Wake Forest	H	0-0
Oct. 1	L	Vanderbilt	H	7-39
Oct. 8	L	Tennessee	A	7-20
Oct. 15	T	Georgia	A	6-6
Oct. 22	L	Georgia Tech	H	14-43
Oct. 29	W	NC State	H	13-0
Nov. 4	W	Florida	H	18-13
Nov. 12	W	Davidson	A	12-0
Nov. 19	L	Duke	H	0-7
Nov. 24	L	Virginia	A	<u>7-14</u>
				84-142

1933 (4-5)
 Coach: Chuck Collins
 Captain: Bill Croom

Sept. 30	T	Davidson	H	6-0
Oct. 7	L	Vanderbilt	A	13-20
Oct. 14	L	Georgia	H	0-30
Oct. 21	L	Florida	A	0-9
Oct. 28	L	Georgia Tech	H	6-10
Nov. 4	W	NC State	A	6-0
Nov. 11	W	Wake Forest	H	26-0
Nov. 18	L	Duke	A	0-21
Nov. 30	W	Virginia	H	<u>14-0</u>
				71-90

1934 (7-1-1)
 Southern Conference Champions
 Coach: Carl Snively
 Captain: George Barclay

Sept. 29	W	Wake Forest	H	21-0
Oct. 6	L	Tennessee	H	7-19
Oct. 13	W	Georgia	A	14-0
Oct. 20	W	Kentucky	H	6-0
Oct. 27	T	NC State	H	7-7
Nov. 3	W	Georgia Tech	A	26-0
Nov. 10	W	Davidson	A	12-2
Nov. 17	W	Duke	H	7-0
Nov. 24	W	Virginia	A	<u>25-6</u>
				125-34

1935 (8-1)
 Coach: Carl Snively
 Captains: Herman Snyder and Harry Montgomery

Sept. 28	W	Wake Forest	H	14-0
Oct. 5	W	Tennessee	A	38-13
Oct. 16	W	Maryland	BALT	33-0
Oct. 19	W	Davidson	A	14-0
Oct. 26	W	Georgia Tech	H	19-0
Nov. 2	W	NC State	A	35-6
Nov. 9	W	VMI	H	56-0
Nov. 14	L	Duke	A	0-25
Nov. 28	W	Virginia	H	<u>61-0</u>
				270-44



ALL-TIME SCORES

1936 (8-2)

Coach: Ray Wolf
 Captain: Dick Buck

Sept. 26	W	Wake Forest	CHAR	14-7
Oct. 3	W	Tennessee	H	14-6
Oct. 10	W	Maryland	H	14-0
Oct. 17	W	NYU	NYU	14-13
Oct. 24	L	Tulane	A	7-21
Oct. 31	W	NC State	H	21-6
Nov. 7	W	Davidson	A	26-6
Nov. 14	L	Duke	H	7-27
Nov. 21	W	South Carolina	A	14-0
Nov. 26	W	Virginia	A	<u>59-14</u>

190-100

1937 (7-1-1)

Southern Conference Champions
 Coach: Ray Wolf
 Captains: Andy Bershak and Crowell Little

Sept. 25	T	South Carolina	H	13-13
Oct. 2	W	NC State	A	20-0
Oct. 9	W	NYU	A	19-6
Oct. 16	W	Wake Forest	A	28-0
Oct. 23	W	Tulane	H	13-0
Oct. 30	L	Fordham	H	0-14
Nov. 6	W	Davidson	A	26-0
Nov. 13	W	Duke	A	14-6
Nov. 27	W	Virginia	H	<u>40-0</u>

173-39

1938 (6-2-1)

Coach: Ray Wolf
 Captains: Steve Maronic and George Watson

Sept. 24	W	Wake Forest	H	14-6
Oct. 1	W	NC State	A	21-0
Oct. 8	L	Tulane	H	14-17
Oct. 15	W	NYU	NYU	7-0
Oct. 22	W	Davidson	A	34-0
Oct. 29	L	Duke	H	0-14
Nov. 5	W	Virginia Tech	H	7-0
Nov. 12	T	Fordham	NYP	0-0
Nov. 24	W	Virginia	A	<u>20-0</u>

117-37

1939 (8-1-1)

Coach: Ray Wolf
 Captains: George Stirnweiss and Jim Woodson

Sept. 23	W	The Citadel	H	50-0
Sept. 30	W	Wake Forest	H	36-6
Oct. 7	W	Virginia Tech	NOR	13-6
Oct. 14	W	NYU	H	14-7
Oct. 21	T	Tulane	A	14-14
Oct. 28	W	Penn	A	30-6
Nov. 4	W	NC State	H	17-0
Nov. 11	W	Davidson	W-S	32-0
Nov. 18	L	Duke	A	3-13
Nov. 30	W	Virginia	H	<u>19-0</u>

228-52

1940 (6-4)

Coach: Ray Wolf
 Captains: Paul Severin and Gates Kimball

Sept. 21	W	Appalachian	H	56-6
Sept. 28	L	Wake Forest	H	0-12
Oct. 5	W	Davidson	W-S	27-7
Oct. 12	W	Texas Christian	H	21-14
Oct. 19	W	NC State	A	13-7
Oct. 26	L	Tulane	H	13-14
Nov. 2	L	Fordham	NYP	0-14
Nov. 9	L	Richmond	A	13-14
Nov. 16	W	Duke	H	6-3
Nov. 23	W	Virginia	A	<u>10-7</u>

159-98

1941 (3-7)

Coach: Ray Wolf
 Captains: Harry Dunkle and Carl Suntheimer

Sept. 21	W	Lenoir Rhyne	H	42-6
Sept. 27	L	South Carolina	H	7-13
Oct. 4	W	Davidson	A	20-0
Oct. 11	L	Fordham	H	14-27
Oct. 18	L	Tulane	A	6-52
Oct. 25	L	Wake Forest	A	0-13
Nov. 1	L	NC State	H	7-13
Nov. 8	W	Richmond	A	27-0
Nov. 15	L	Duke	A	0-20
Nov. 20	L	Virginia	H	<u>7-28</u>

130-172

1942 (5-2-2)

Coach: Jim Tatum
 Captains: Joe Austin and Tank Marshall

Sept. 26	W	Wake Forest	H	6-0
Oct. 3	W	South Carolina	H	18-6
Oct. 10	T	Fordham	NYU	0-0
Oct. 17	W	Duquesne	H	13-6
Oct. 24	L	Tulane	A	14-29
Oct. 31	L	NC State	A	14-21
Nov. 7	W	Davidson	CHAR	43-14
Nov. 14	T	Duke	H	13-13
Nov. 21	W	Virginia	A	<u>28-13</u>

149-102

1943 (6-3)

Coach: Tom Young
 Captain: Craven Turner

Sept. 25	L	Georgia Tech	A	7-20
Oct. 2	W	Penn State	H	19-0
Oct. 9	W	NATTC	H	23-0
Oct. 16	L	Duke	A	7-14
Oct. 30	W	NC State	H	27-13
Nov. 6	W	South Carolina	A	21-6
Nov. 13	W	Penn	A	9-6
Nov. 20	L	Duke	H	6-27
Nov. 27	W	Virginia	NOR	<u>54-7</u>

173-93

1944 (1-7-1)

Coach: Gene McEver
 Captain: Bobby Weant

Sept. 23	L	Wake Forest	H	0-7
Sept. 30	L	Army	A	0-46
Oct. 7	L	Georgia Tech	A	0-28
Oct. 14	W	Cherry Pt Marines	H	20-14
Nov. 4	L	South Carolina	H	0-6
Nov. 11	T	William & Mary	H	0-0
Nov. 18	L	Yale	A	6-13
Nov. 25	L	Duke	H	0-33
Dec. 2	L	Virginia	NOR	<u>7-26</u>

33-173

1945 (5-5)

Coach: Carl Snavely
 Captains: Bill Voris and Bill Walker

Sept. 22	W	Camp Lee	A	6-0
Sept. 29	L	Georgia Tech	H	14-20
Oct. 6	W	Virginia Tech	ROA	14-0
Oct. 13	L	Penn	A	0-49
Oct. 20	W	Cherry Pt. Marines	H	20-14
Nov. 3	L	Tennessee	A	6-20
Nov. 10	W	William & Mary	NOR	6-0
Nov. 17	L	Wake Forest	H	13-14
Nov. 24	L	Duke	A	7-14
Dec. 1	W	Virginia	H	<u>27-18</u>

113-149

1946 (8-2-1)

Southern Conference Champions
 Coach: Carl Snavely
 Captains: Chan Highsmith and Ralph Strayhorn

Sept. 28	T	Virginia Tech	H	14-14
Oct. 4	W	Miami (Fla.)	A	21-0
Oct. 12	W	Maryland	H	33-0
Oct. 19	W	Navy	BALT	21-14
Oct. 26	W	Florida	H	40-19
Nov. 2	L	Tennessee	A	14-20
Nov. 9	W	William & Mary	RICH	21-7
Nov. 16	W	Wake Forest	H	26-14
Nov. 23	W	Duke	H	22-7
Nov. 30	W	Virginia	A	<u>49-14</u>

261-109

Sugar Bowl

Jan. 1	L	Georgia	NEW OR	10-20
--------	---	---------	--------	-------

1947 (8-2)

Coach: Carl Snavely
 Captains: George Sparger and Joe Wright

Sept. 27	W	Georgia	H	14-7
Oct. 4	L	Texas	A	0-34
Oct. 11	L	Wake Forest	H	7-19
Oct. 18	W	William & Mary	A	13-7
Oct. 25	W	Florida	A	35-7
Nov. 1	W	Tennessee	H	20-6
Nov. 8	W	NC State	H	41-6
Nov. 15	W	Maryland	A	19-0
Nov. 22	W	Duke	A	21-0
Nov. 29	W	Virginia	H	<u>40-7</u>

210-93

1948 (9-1-1)

Coach: Carl Snavely
 Captains: Hosea Rodgers and Dan Stiegman

Sept. 25	W	Texas	H	34-7
Oct. 2	W	Georgia	A	21-14
Oct. 9	W	Wake Forest	A	28-6
Oct. 16	W	NC State	H	14-0
Oct. 23	W	LSU	H	34-7
Oct. 30	W	Tennessee	A	14-7
Nov. 6	T	William & Mary	H	7-7
Nov. 13	W	Maryland	A	49-20
Nov. 20	W	Duke	H	20-0
Nov. 27	W	Virginia	A	<u>34-12</u>

255-80

Sugar Bowl

Jan. 1	L	Oklahoma	NEW OR	6-14
--------	---	----------	--------	------

1949 (7-4)

Southern Conference Champions
 Coach: Carl Snavely
 Captain: Charlie Justice

Sept. 24	W	NC State	H	26-6
Oct. 1	W	Georgia	H	21-14
Oct. 8	W	South Carolina	A	28-13
Oct. 15	W	Wake Forest	H	28-14
Oct. 22	L	LSU	A	7-13
Oct. 29	L	Tennessee	H	6-35
Nov. 5	W	William & Mary	A	20-14
Nov. 12	L	Notre Dame	NYU	6-42
Nov. 19	W	Duke	A	21-20
Nov. 26	W	Virginia	H	<u>14-7</u>

177-178

Cotton Bowl

Jan. 1	L	Rice	DALLAS	13-27
--------	---	------	--------	-------

1950 (3-5-2)

Coach: Carl Snavely
 Captains: Dick Bunting and Irv Holdash

Sept. 23	W	NC State	H	13-7
Sept. 30	L	Notre Dame	A	7-14
Oct. 7	T	Georgia	A	0-0
Oct. 14	L	Wake Forest	H	7-13
Oct. 28	W	William & Mary	H	40-7
Nov. 4	L	Tennessee	A	0-16
Nov. 11	T	Maryland	H	7-7
Nov. 18	W	South Carolina	A	14-7
Nov. 25	L	Duke	H	0-7
Dec. 2	L	Virginia	A	<u>13-44</u>

101-122

1951 (2-8)

Coach: Carl Snavely
 Captains: Joe Dudeck and Bob Gantt

Sept. 22	W	NC State	H	21-0
Sept. 29	L	Georgia	H	16-28
Oct. 6	L	Texas	A	20-45
Oct. 13	W	South Carolina	H	21-6
Oct. 20	L	Maryland	A	7-14
Oct. 27	L	Wake Forest	A	7-39
Nov. 3	L	Tennessee	H	0-27
Nov. 10	L	Virginia	A	14-34
Nov. 17	L	Notre Dame	H	7-12
Nov. 24	L	Duke	A	<u>7-19</u>

120-224

1952 (2-6)

Coach: Carl Snavely
 Captains: George Norris and Bud Wallace

Sept. 27	L	Texas	H	7-28
Oct. 18	L	Wake Forest	H	7-9
Oct. 25	L	Notre Dame	A	14-34
Nov. 1	L	Tennessee	A	14-41
Nov. 8	L	Virginia	H	7-34
Nov. 15	W	South Carolina	A	27-19
Nov. 22	L	Duke	H	0-34
Nov. 28	W	Miami (Fla.)	A	<u>34-7</u>

110-206

Early-season games in 1952 with NC State and Georgia were cancelled because of a polio outbreak on campus.

Atlantic Coast Conference Begins in 1953

1953 (4-6)

Coach: George Barclay
 Captain: Ken Yarborough

Sept. 26	W	NC State	H	29-7
Oct. 3	W	Wash. & Lee	H	39-0
Oct. 10	W	Wake Forest	A	18-13
Oct. 17	L	Maryland	H	0-26
Oct. 24	L	Georgia	A	14-27
Oct. 31	L	Tennessee	H	6-20
Nov. 7	L	South Carolina	A	0-18
Nov. 14	L	Notre Dame	H	14-34
Nov. 21	W	Virginia	A	33-7
Nov. 28	L	Duke	A	<u>20-35</u>

173-187

1954 (4-5-1)

Coach: George Barclay

Sept. 25	W	NC State	H	20-6
Oct. 2	T	Tulane	A	7-7
Oct. 9	L	Georgia	H	7-21
Oct. 16	L	Maryland	A	0-33
Oct. 23	W	Wake Forest	H	14-7
Oct. 30	L	Tennessee	A	20-26
Nov. 6	W	South Carolina	H	21-19
Nov. 13	L	Notre Dame	A	13-42
Nov. 20	W	Virginia	A	26-14
Nov. 27	L	Duke	H	<u>12-47</u>

140-222

1955 (3-7)

Coach: George Barclay
 Captains: Will Frye and Roland Perdue

Sept. 24	L	Oklahoma	H	6-13
Oct. 1	W	NC State	A	25-18
Oct. 8	L	Georgia	A	7-28
Oct. 15	L	Maryland	H	7-25
Oct. 22	L	Wake Forest	A	0-25
Oct. 29	L	Tennessee	H	7-48
Nov. 5	W	South Carolina	NOR	32-14
Nov. 12	L	Notre Dame	H	7-27
Nov. 19	W	Virginia	H	26-14
Dec. 3	L	Duke	A	<u>0-6</u>

117-218

1956 (2-7-1)

Coach: Jim Tatum
 Captains: George Stavnski and Ed Sutton

Sept. 22	L	NC State	H	6-26
Sept. 29	L	Oklahoma	A	0-36
Oct. 6	L	South Carolina	A	0-14
Oct. 13	L	Georgia	H	12-26
Oct. 20	W	Maryland	H	34-6
Oct. 27	T	Wake Forest	H	6-6
Nov. 3	L	Tennessee	A	0-20
Nov. 10	W	Virginia	A	21-7
Nov. 17	L	Notre Dame	A	14-21
Nov. 24	L	Duke	H	<u>6-21</u>

99-183

1957 (6-4)

Coach: Jim Tatum
 Captains: Dave Reed and Buddy Payne

Sept. 21	L	NC State	H	0-7
Sept. 28	W	Clemson	H	26-0
Oct. 5	W	Navy	H	13-7
Oct. 11	W	Miami (Fla.)	A	20-13
Oct. 19	L	Maryland	A	7-21
Oct. 26	W	Wake Forest	A	14-7
Nov. 2	L	Tennessee	H	0-35
Nov. 9	W	South Carolina	H	28-6
Nov. 23	W	Duke	A	21-13
Nov. 30	L	Virginia	H	<u>13-20</u>

ALL-TIME SCORES



1959 (5-5)

Coach: Jim Hickey
Captains: Jack Cummings and Wade Smith

Sept. 19	L	Clemson	H	18-20
Sept. 26	L	Notre Dame	A	8-28
Oct. 3	W	NC State	H	20-12
Oct. 10	W	South Carolina	H	19-6
Oct. 17	L	Maryland	A	7-14
Oct. 24	W	Wake Forest	A	21-19
Oct. 31	L	Tennessee	H	7-29
Nov. 6	L	Miami (Fla.)	A	7-14
Nov. 14	W	Virginia	H	41-0
Nov. 26	W	Duke	A	<u>50-0</u>
				198-142

1960 (3-7)

Coach: Jim Hickey
Captains: Rip Hawkins and Frank Riggs

Sept. 24	L	NC State	H	0-3
Sept. 30	L	Miami (Fla.)	A	12-29
Oct. 8	W	Notre Dame	H	12-7
Oct. 15	L	Wake Forest	H	12-13
Oct. 22	L	South Carolina	A	6-22
Oct. 29	L	Tennessee	A	14-27
Nov. 5	L	Clemson	A	0-24
Nov. 12	L	Maryland	H	19-22
Nov. 19	W	Duke	H	7-6
Nov. 26	W	Virginia	A	<u>35-8</u>
				117-161

1961 (5-5)

Coach: Jim Hickey
Captains: Bob Elliott and Jim LeCompte

Sept. 30	W	NC State	H	27-22
Oct. 7	L	Clemson	H	0-27
Oct. 14	W	Maryland	A	14-8
Oct. 21	W	South Carolina	A	17-0
Oct. 27	L	Miami (Fla.)	A	0-10
Nov. 4	W	Tennessee	H	22-21
Nov. 11	L	LSU	H	0-30
Nov. 18	L	Duke	A	3-6
Nov. 25	L	Wake Forest	A	14-17
Dec. 2	W	Virginia	H	<u>24-0</u>
				121-141

1962 (3-7)

Coach: Jim Hickey
Captains: Joe Craver and Ward Marslender

Sept. 22	L	NC State	H	6-7
Sept. 29	L	Ohio State	A	7-41
Oct. 6	L	Michigan State	A	6-38
Oct. 13	L	Maryland	H	13-31
Oct. 20	W	South Carolina	H	19-14
Oct. 27	W	Wake Forest	H	23-14
Nov. 3	L	Clemson	A	6-17
Nov. 10	W	Virginia	A	11-7
Nov. 17	L	Notre Dame	A	7-21
Nov. 24	L	Duke	H	<u>14-16</u>
				112-206

1963 (9-2)

Co-Atlantic Coast Conference Champions
Coach: Jim Hickey
Captains: Gene Sigmon and Roger Smith

Sept. 21	W	Virginia	H	11-7
Sept. 28	L	Michigan State	A	0-31
Oct. 5	W	Wake Forest	A	21-0
Oct. 12	W	Maryland	A	14-7
Oct. 19	W	NC State	H	31-10
Oct. 26	W	South Carolina	A	7-0
Nov. 2	W	Georgia	H	28-7
Nov. 9	L	Clemson	H	7-11
Nov. 16	W	Miami (Fla.)	H	27-16
Nov. 28	W	Duke	A	<u>16-14</u>
				162-103

Gator Bowl
Dec. 28 W Air Force JACK 35-0

1964 (5-5)

Coach: Jim Hickey
Captains: Chris Hanburger and Ron Tutthill

Sept. 19	L	NC State	H	13-14
Sept. 26	W	Michigan State	H	21-15
Oct. 3	W	Wake Forest	H	23-0
Oct. 10	L	LSU	A	3-20
Oct. 17	L	Maryland	NOR	9-10
Oct. 24	W	South Carolina	H	24-6
Oct. 31	L	Georgia	A	8-24
Nov. 7	W	Clemson	A	29-0
Nov. 14	L	Virginia	A	27-31
Nov. 21	W	Duke	H	<u>21-15</u>
				178-135

1965 (4-6)

Coach: Jim Hickey
Captains: Hank Barden and Ed Stringer

Sept. 18	L	Michigan	H	24-31
Sept. 25	W	Ohio State	A	14-3
Oct. 2	L	Virginia	H	17-21
Oct. 9	W	NC State	A	10-7
Oct. 16	W	Maryland	H	12-10
Oct. 23	L	Wake Forest	A	10-12
Oct. 30	L	Georgia	H	35-47
Nov. 6	W	Clemson	H	17-13
Nov. 13	L	Notre Dame	A	0-17
Nov. 20	L	Duke	A	<u>7-34</u>
				146-195

1966 (2-8)

Coach: Jim Hickey
Captains: Bob Hume, Hank Sadler, Danny Talbott

Sept. 17	L	Kentucky	A	0-10
Sept. 24	W	NC State	H	10-7
Oct. 1	W	Michigan	A	21-7
Oct. 15	L	Notre Dame	A	0-32
Oct. 22	L	Wake Forest	H	0-3
Oct. 29	L	Georgia	A	3-28
Nov. 5	L	Clemson	A	3-27
Nov. 12	L	Air Force	H	14-20
Nov. 19	L	Duke	H	<u>25-41</u>
Nov. 26	L	Virginia	H	<u>14-21</u>
				90-196

1967 (2-8)

Coach: Bill Dooley
Captains: Jack Davenport and David Riggs

Sept. 16	L	NC State	A	7-13
Sept. 23	L	South Carolina	A	10-16
Sept. 30	L	Tulane	H	11-36
Oct. 7	L	Vanderbilt	H	7-21
Oct. 14	L	Air Force	A	8-10
Oct. 21	W	Maryland	H	14-0
Oct. 28	L	Wake Forest	H	10-20
Nov. 4	L	Clemson	H	0-17
Nov. 11	L	Virginia	A	17-40
Nov. 18	W	Duke	A	<u>20-9</u>
				104-182

1968 (3-7)

Coach: Bill Dooley
Captains: Gayle Bomar and Mike Smith

Sept. 21	L	NC State	H	6-38
Sept. 28	L	South Carolina	H	27-32
Oct. 5	W	Vanderbilt	A	8-7
Oct. 12	L	Maryland	A	24-33
Oct. 19	W	Florida	H	22-7
Oct. 26	L	Wake Forest	A	31-48
Nov. 2	L	Air Force	A	15-28
Nov. 9	L	Virginia	H	6-41
Nov. 16	L	Clemson	A	14-24
Nov. 23	W	Duke	H	<u>25-14</u>
				178-272

1969 (5-5)

Coach: Bill Dooley
Captains: Sam Bounds, Ed Chalupka, Bob Hanna, Don Hartig, David Jackson, Ken Price, Saulis Zemaits

Sept. 20	L	NC State	A	3-10
Sept. 27	L	South Carolina	A	6-14
Oct. 4	W	Vanderbilt	H	38-22
Oct. 11	L	Air Force	H	10-20
Oct. 18	L	Florida	A	2-52
Oct. 25	W	Wake Forest	H	23-3
Nov. 1	W	Virginia	A	12-0
Nov. 8	W	VMI	H	61-11
Nov. 15	W	Clemson	H	<u>32-15</u>
Nov. 22	L	Duke	A	<u>13-17</u>
				200-164

1970 (8-4)

Coach: Bill Dooley
Captains: Don McCauley, Flip Ray, Bill Richardson

Sept. 12	W	Kentucky	H	20-10
Sept. 19	W	NC State	H	19-0
Sept. 26	W	Maryland	A	53-20
Oct. 3	W	Vanderbilt	A	10-7
Oct. 10	L	South Carolina	H	21-35
Oct. 17	L	Tulane	A	17-24
Oct. 24	L	Wake Forest	A	13-14
Oct. 31	W	Virginia	H	30-15
Nov. 7	W	VMI	H	62-13
Nov. 14	W	Clemson	A	42-7
Nov. 21	W	Duke	H	<u>59-34</u>
				346-179

Peach Bowl
Dec. 30 L Arizona State ATL 26-48

1971 (9-3)

Atlantic Coast Conference Champions
Coach: Bill Dooley
Captains: John Bunting and Paul Miller

Sept. 11	W	Richmond	A	28-0
Sept. 18	W	Illinois	A	27-0
Sept. 25	W	Maryland	H	35-14
Oct. 2	W	NC State	A	27-7
Oct. 9	L	Tulane	H	29-37
Oct. 16	L	Notre Dame	A	0-16
Oct. 23	W	Wake Forest	H	7-3
Oct. 30	W	William & Mary	H	36-35
Nov. 6	W	Clemson	H	26-13
Nov. 13	W	Virginia	A	32-20
Nov. 20	W	Duke	A	<u>38-0</u>
				285-145

Gator Bowl
Dec. 31 L Georgia JACK 3-7

1972 (11-1)

Atlantic Coast Conference Champions
Coach: Bill Dooley
Captains: Gene Brown and Ron Rusnak

Sept. 9	W	Richmond	H	28-18
Sept. 16	W	Maryland	A	31-26
Sept. 23	W	NC State	H	34-33
Sept. 30	L	Ohio State	A	14-29
Oct. 14	W	Kentucky	H	31-20
Oct. 21	W	Wake Forest	A	21-0
Nov. 4	W	Clemson	A	26-10
Nov. 11	W	Virginia	H	23-3
Nov. 18	W	Duke	H	14-0
Nov. 25	W	East Carolina	H	42-19
Dec. 9	W	Florida	JACK	<u>28-24</u>
				292-182

Sun Bowl
Dec. 30 W Texas Tech EL PASO 32-28

1973 (4-7)

Coach: Bill Dooley
Captains: Sammy Johnson and Terry Taylor

Sept. 15	W	William & Mary	H	34-27
Sept. 22	L	Maryland	H	3-23
Sept. 29	L	Missouri	H	14-27
Oct. 6	L	NC State	A	26-28
Oct. 13	W	Kentucky	A	16-10
Oct. 20	L	Tulane	A	0-16
Oct. 27	W	East Carolina	H	28-27
Nov. 3	L	Virginia	A	40-44
Nov. 10	L	Clemson	H	29-37
Nov. 17	W	Wake Forest	H	42-0
Nov. 24	L	Duke	A	<u>10-27</u>
				242-266

1974 (7-5)

Coach: Bill Dooley
Captains: Ken Huff and Chris Kupec

Sept. 14	W	Ohio University	H	42-7
Sept. 21	W	Wake Forest	A	31-0
Sept. 28	L	Maryland	A	12-24
Oct. 5	W	Pittsburgh	H	45-29
Oct. 12	L	Georgia Tech	A	28-29
Oct. 19	W	NC State	H	33-14
Oct. 26	L	South Carolina	A	23-31
Nov. 2	W	Virginia	H	24-10
Nov. 9	L	Clemson	A	32-54
Nov. 16	W	Army	H	56-42
Nov. 23	W	Duke	H	<u>14-13</u>
				340-253

Sun Bowl
Dec. 28 L Miss. State EL PASO 24-26

1975 (3-7-1)

Coach: Bill Dooley
Captains: Deke Andrews, Roc Bauman, James Betterson, Bill Paschall, Ray Stanford, Bobby Trott

Sept. 6	W	William & Mary	H	33-7
Sept. 20	L	Maryland	H	7-34
Sept. 27	L	Ohio State	A	7-32
Oct. 4	W	Virginia	A	31-28
Oct. 11	L	Notre Dame	H	14-21
Oct. 18	L	NC State	A	20-21
Oct. 25	L	East Carolina	H	17-38
Nov. 1	L	Wake Forest	H	9-21
Nov. 8	L	Clemson	H	35-38
Nov. 15	W	Tulane	A	17-15
Nov. 22	T	Duke	A	<u>17-17</u>
				207-272

1976 (9-3)

Coach: Bill Dooley
Captains: Craig Funk and Ronny Johnson

Sept. 4	W	Miami (Ohio)	H	14-10
Sept. 11	W	Florida	TAMPA	24-21
Sept. 18	W	Northwestern	H	12-0
Sept. 25	W	Army	A	34-32
Oct. 2	L	Missouri	A	3-24
Oct. 16	L	NC State	H	13-21
Oct. 23	W	East Carolina	H	12-10
Oct. 30	W	Wake Forest	A	34-14
Nov. 6	W	Clemson	A	27-23
Nov. 13	W	Virginia	H	31-6
Nov. 20	W	Duke	H	<u>39-38</u>
				243-199

Peach Bowl
Dec. 31 L Kentucky ATL 0-21

1977 (8-3-1)

Atlantic Coast Conference Champions
Coach: Bill Dooley
Captains: Alan Caldwell and Dee Hardison

Sept. 10	L	Kentucky	A	7-10
Sept. 17	W	Richmond	H	31-0
Sept. 24	W	Northwestern	A	41-7
Oct. 1	L	Texas Tech	H	7-10
Oct. 8	W	Wake Forest	H	24-3
Oct. 15	W	NC State	A	27-14
Oct. 22	W	South Carolina	H	17-0
Oct. 29	W	Maryland	A	16-7
Nov. 5	T	Clemson	H	13-13
Nov. 12	W	Virginia	A	35-14
Nov. 19	W	Duke	A	<u>16-3</u>
				234-81

Liberty Bowl
Dec. 19 L Nebraska MEMPHIS 17-21

1978 (5-6)

Coach: Dick Crum
Captains: Bernie Menapace, Bunn Rhames, Mike Salzano

Sept. 16	W	East Carolina	H	14-10
Sept. 23	L	Maryland	H	20-21
Sept. 30	L	Pittsburgh	A	16-20
Oct. 7	L	Miami (Ohio)	H	3-7
Oct. 14	W	Wake Forest	A	34-29
Oct. 21	L	NC State	H	7-34
Oct. 28	W	South Carolina	A	24-22
Nov. 4	L	Richmond	A	18-27
Nov. 11	L	Clemson	A	9-13
Nov. 18	W	Virginia	H	38-20
Nov. 25	W	Duke	H	<u>16-15</u>
				199-218



ALL-TIME SCORES

1979 (8-3-1)

Coach: Dick Crum
Captain: Buddy Curry

Sept. 8	W	South Carolina	H	28-0
Sept. 22	W	Pittsburgh	H	17-7
Sept. 29	W	Army	A	41-3
Oct. 6	W	Cincinnati	H	35-14
Oct. 13	L	Wake Forest	H	19-24
Oct. 20	W	NC State	A	35-21
Oct. 27	T	East Carolina	H	24-24
Nov. 3	L	Maryland	A	14-17
Nov. 10	L	Clemson	H	10-19
Nov. 17	W	Virginia	A	13-7
Nov. 24	W	Duke	A	<u>37-16</u>
				273-152

Gator Bowl
Dec. 28 W Michigan JACK 17-15

1980 (11-1)

Atlantic Coast Conference Champions
Coach: Dick Crum
Captains: Rick Donnalley, Steve Streater, Lawrence Taylor, Ron Wooten

Sept. 6	W	Furman	H	35-13
Sept. 13	W	Texas Tech	A	9-3
Sept. 27	W	Maryland	H	17-3
Oct. 4	W	Georgia Tech	H	33-0
Oct. 11	W	Wake Forest	A	27-9
Oct. 18	W	NC State	H	28-8
Oct. 25	W	East Carolina	H	31-3
Nov. 1	L	Oklahoma	A	7-41
Nov. 8	W	Clemson	A	24-19
Nov. 15	W	Virginia	H	26-3
Nov. 22	W	Duke	H	<u>44-21</u>
				281-123

Bluebonnet Bowl
Dec. 31 W Texas HOU 16-7

1981 (10-2)

Coach: Dick Crum
Captains: Shelton Robinson and Lee Shaffer

Sept. 12	W	East Carolina	H	56-0
Sept. 19	W	Miami (Ohio)	H	49-7
Sept. 26	W	Boston College	H	56-14
Oct. 3	W	Georgia Tech	A	28-7
Oct. 10	W	Wake Forest	H	48-10
Oct. 17	W	NC State	A	21-10
Oct. 24	L	South Carolina	H	13-31
Oct. 31	W	Maryland	A	17-10
Nov. 7	L	Clemson	H	8-10
Nov. 14	W	Virginia	A	17-14
Nov. 21	W	Duke	A	<u>31-10</u>
				344-123

Gator Bowl
Dec. 28 W Arkansas JACK 31-27

1982 (8-4)

Coach: Dick Crum
Captain: David Drechsler

Sept. 9	L	Pittsburgh	A	6-7
Sept. 18	W	Vanderbilt	H	34-10
Sept. 25	W	Army	H	62-8
Oct. 2	W	Georgia Tech	H	41-0
Oct. 9	W	Wake Forest	A	24-7
Oct. 16	W	NC State	H	41-9
Oct. 30	L	Maryland	H	24-31
Nov. 6	L	Clemson	A	13-16
Nov. 13	W	Virginia	H	27-14
Nov. 20	L	Duke	A	17-23
Nov. 25	W	Bowling Green	H	<u>33-14</u>
				322-139

Sun Bowl
Dec. 25 W Texas EL PASO 26-10

1983 (8-4)

Coach: Dick Crum
Captains: Brian Blados and William Fuller

Sept. 3	W	South Carolina	A	24-8
Sept. 10	W	Memphis State	H	24-10
Sept. 17	W	Miami (Ohio)	H	48-17
Sept. 24	W	William & Mary	H	51-20
Oct. 1	W	Georgia Tech	A	38-21
Oct. 8	W	Wake Forest	H	30-10
Oct. 15	W	NC State	A	42-14
Oct. 29	L	Maryland	A	26-28
Nov. 5	L	Clemson	H	3-16
Nov. 12	L	Virginia	A	14-17
Nov. 19	W	Duke	H	<u>34-27</u>
				334-188

Peach Bowl
Dec. 30 L Florida State ATL 3-28

1984 (5-5-1)

Coach: Dick Crum
Captain: Brian Johnston

Sept. 15	L	Navy	H	30-33
Sept. 22	L	Boston College	A	20-52
Sept. 29	W	Kansas	H	23-17
Oct. 6	L	Clemson	A	12-20
Oct. 13	L	Wake Forest	A	3-14
Oct. 20	W	NC State	H	28-21
Oct. 27	W	Memphis State	A	30-27
Nov. 3	L	Maryland	H	23-34
Nov. 10	W	Georgia Tech	H	24-17
Nov. 17	T	Virginia	H	24-24
Nov. 24	W	Duke	A	<u>17-15</u>
				234-274

1985 (5-6)

Coach: Dick Crum
Captain: Carl Carr

Sept. 7	W	Navy	A	21-19
Sept. 14	L	LSU	H	13-23
Sept. 28	W	VMI	H	51-7
Oct. 5	L	Georgia Tech	A	0-31
Oct. 12	W	Wake Forest	H	34-14
Oct. 19	W	NC State	A	21-14
Oct. 26	L	Florida State	H	10-20
Nov. 2	L	Maryland	A	10-28
Nov. 9	W	Clemson	H	21-20
Nov. 16	L	Virginia	A	22-24
Nov. 23	L	Duke	H	<u>21-23</u>
				224-223

1986 (7-4-1)

Coach: Dick Crum
Captain: Walter Bailey

Sept. 6	W	The Citadel	H	45-14
Sept. 13	W	Kansas	A	20-0
Sept. 20	T	Florida State	A	10-10
Oct. 4	W	Georgia Tech	H	21-20
Oct. 11	W	Wake Forest	A	40-30
Oct. 18	L	NC State	H	34-35
Oct. 25	L	LSU	A	3-30
Nov. 1	W	Maryland	H	32-30
Nov. 8	L	Clemson	A	10-38
Nov. 15	W	Virginia	H	27-7
Nov. 22	W	Duke	A	<u>42-35</u>
				284-249

Aloha Bowl
Dec. 27 L Arizona HONO 21-30

1987 (5-6)

Coach: Dick Crum
Captains: Carlton Bailey and Mark Maye

Sept. 5	W	Illinois	H	34-14
Sept. 12	L	Oklahoma	A	0-28
Sept. 19	W	Georgia Tech	A	30-23
Sept. 26	W	Navy	A	45-14
Oct. 3	L	Auburn	H	10-20
Oct. 10	L	Wake Forest	H	14-22
Oct. 17	W	NC State	A	17-14
Oct. 31	W	Maryland	A	27-14
Nov. 7	L	Clemson	H	10-13
Nov. 14	L	Virginia	A	17-20
Nov. 21	L	Duke	H	<u>10-25</u>
				214-207



Mack Brown, a candidate for the College Football Hall of Fame, coached the Tar Heels for 10 seasons.

1988 (1-10)

Coach: Mack Brown
Captains: Bryan Causey, Jeff Garnica, Antonio Goss, Creighton Incorminias, John Keller, Mitch Wike

Sept. 3	L	South Carolina	A	10-31
Sept. 10	L	Oklahoma	H	0-28
Sept. 24	L	Louisville	H	34-38
Oct. 1	L	Auburn	A	21-47
Oct. 8	L	Wake Forest	A	24-42
Oct. 15	L	NC State	H	3-48
Oct. 22	W	Georgia Tech	H	20-17
Oct. 29	L	Maryland	H	38-41
Nov. 5	L	Clemson	A	14-37
Nov. 12	L	Virginia	H	24-27
Nov. 19	L	Duke	A	<u>29-35</u>
				217-391

1989 (1-10)

Coach: Mack Brown
Captains: Clarence Carter, Pat Crowley, Torin Dorn, Cecil Gray, Jonathan Hall

Sept. 9	W	VMI	H	49-7
Sept. 16	L	Kentucky	A	6-13
Sept. 23	L	NC State	A	6-40
Sept. 30	L	Navy	H	7-12
Oct. 7	L	Wake Forest	H	16-17
Oct. 14	L	Virginia	A	17-50
Oct. 21	L	Georgia Tech	A	14-17
Oct. 28	L	Maryland	A	0-38
Nov. 4	L	Clemson	H	3-35
Nov. 11	L	South Carolina	H	20-27
Nov. 18	L	Duke	H	<u>0-41</u>
				138-297

1990 (6-4-1)

Coach: Mack Brown
Captain: Dwight Hollier

Sept. 1	W	Miami (Ohio)	H	34-0
Sept. 8	L	South Carolina	A	5-27
Sept. 15	W	Connecticut	H	48-21
Sept. 22	W	Kentucky	H	16-13
Sept. 29	L	NC State	H	9-12
Oct. 6	W	Wake Forest	A	31-24
Oct. 20	T	Georgia Tech	H	13-13
Oct. 27	W	Maryland	H	34-10
Nov. 3	L	Clemson	A	3-20
Nov. 10	L	Virginia	H	10-24
Nov. 17	W	Duke	A	<u>24-22</u>
				227-186

1991 (7-4)

Coach: Mack Brown
Captain: Dwight Hollier

Sept. 14	W	Cincinnati	H	51-16
Sept. 21	W	Army	A	20-12
Sept. 28	L	NC State	A	7-24
Oct. 5	W	William & Mary	H	59-36
Oct. 12	W	Wake Forest	H	24-10
Oct. 19	L	Virginia	A	9-14
Oct. 26	L	Georgia Tech	A	14-35
Nov. 2	W	Maryland	H	24-0
Nov. 9	L	Clemson	H	6-21
Nov. 16	W	South Carolina	H	21-17
Nov. 23	W	Duke	H	<u>47-14</u>
				282-199

1992 (9-3)

Coach: Mack Brown
Captains: Corey Holliday, Randall Parsons, Jonathan Perry, Tommy Thigpen

Sept. 5	W	Wake Forest	A	35-17
Sept. 12	W	Furman	H	28-0
Sept. 19	W	Army	H	22-9
Sept. 26	L	NC State	H	20-27
Oct. 3	W	Navy	H	28-14
Oct. 10	L	Florida State	A	13-36
Oct. 17	W	Virginia	H	27-7
Oct. 24	W	Georgia Tech	H	26-14
Oct. 31	W	Maryland	A	31-24
Nov. 7	L	Clemson	A	7-40
Nov. 21	W	Duke	A	<u>31-28</u>
				268-216

Peach Bowl
Jan. 2 W Mississippi State ATL 21-17

1993 (10-3)

Coach: Mack Brown
Captains: Corey Holliday, Rick Steinbacher

Disneyland Pigskin Classic

Aug. 29	W	USC	A	31-9
Sept. 4	W	Ohio University	H	44-3
Sept. 11	W	Maryland	H	59-42
Sept. 18	L	Florida State	H	7-33
Sept. 25	W	NC State	A	35-14
Oct. 2	W	UTEP	H	45-39
Oct. 9	W	Wake Forest	H	45-35
Oct. 16	W	Georgia Tech	A	41-3
Oct. 23	L	Virginia	A	10-17
Nov. 6	W	Clemson	H	24-0
Nov. 13	W	Tulane	A	42-10
Nov. 26	W	Duke	H	<u>38-24</u>
				421-229

Outback Steakhouse Gator Bowl
Dec. 31 L Alabama JACK 10-24

1994 (8-4)

Coach: Mack Brown
Captains: Jimmy Hitchcock, William Henderson, Mike Morton, Jason Stanicek

Sept. 3	W	Texas Christian	H	27-17
Sept. 17	W	Tulane	H	49-0
Sept. 24	L	Florida State	A	18-31
Oct. 1	W	SMU	A	28-24
Oct. 8	W	Georgia Tech	H	31-24
Oct. 15	W	Maryland	H	41-17
Oct. 22	L	Virginia	A	10-34
Oct. 29	W	NC State	H	31-17
Nov. 5	L	Clemson	H	17-28
Nov. 12	W	Wake Forest	A	50-0
Nov. 19	W	Duke	A	<u>41-40</u>
				343-232

1994 Sun Bowl
Dec. 30 L Texas EL PASO 31-35

ALL-TIME SCORES



1995 (7-5)
 Coach: Mack Brown
 Captains: Eric Thomas, Marcus Wall

Sept. 2	L	Syracuse	H	9-20
Sept. 9	L	Maryland	A	18-32
Sept. 21	W	Louisville	A	17-10
Sept. 30	W	Ohio	H	62-0
Oct. 7	W	Virginia	H	22-17
Oct. 14	L	Georgia Tech	A	25-27
Oct. 21	W	Wake Forest	H	31-7
Nov. 4	L	Clemson	A	10-17
Nov. 11	L	Florida State	H	12-28
Nov. 18	W	Duke	H	28-24
Nov. 24	W	NC State	A	30-28
				264-210

Carquest Bowl
 Dec. 30 W Arkansas MIA 20-10

1996 (10-2)
 Coach: Mack Brown
 Captains: Greg Ellis, James Hamilton, Leon Johnson, Freddie Jones, Chris Keldorf, Jeff Saturday, Brian Simmons, Rick Terry

Aug. 31	W	Clemson	H	45-0
Sept. 7	W	Syracuse	A	27-10
Sept. 21	W	Georgia Tech	H	16-0
Sept. 28	L	Florida State	A	0-13
Oct. 5	W	Wake Forest	A	45-6
Oct. 12	W	Maryland	H	38-7
Oct. 26	W	Houston	A	42-14
Nov. 2	W	NC State	H	52-20
Nov. 9	W	Louisville	H	28-10
Nov. 16	L	Virginia	A	17-20
Nov. 23	W	Duke	A	27-10
				337-110

Toyota Gator Bowl
 Jan. 1 W West Virginia JACK 20-13

1997 (11-1)
 Coaches: Mack Brown (regular season)
 Carl Torbush (Gator Bowl)
 Captains: Greg Ellis, Vonnie Holliday, Jonathan Linton, Jeff Saturday, Brian Simmons

Sept. 6	W	Indiana	H	23-6
Sept. 13	W	Stanford	H	28-17
Sept. 20	W	Maryland	A	40-14
Sept. 27	W	Virginia	H	48-20
Oct. 4	W	Texas Christian	A	31-10
Oct. 11	W	Wake Forest	H	30-12
Oct. 18	W	NC State	A	20-7
Oct. 30	W	Georgia Tech	A	16-13
Nov. 8	L	Florida State	H	3-20
Nov. 15	W	Clemson	A	17-10
Nov. 22	W	Duke	H	50-14
				306-143

Toyota Gator Bowl
 Jan. 1 W Virginia Tech JACK 42-3

1998 (7-5)
 Coach: Carl Torbush
 Captains: Na Brown, Ebenezer Ekuban, Deon Dyer, Keith Newman, Brandon Spoon

Sept. 5	L	Miami (Ohio)	H	10-13
Sept. 19	L	Stanford	A	34-37
Sept. 26	L	Georgia Tech	H	21-43
Oct. 3	W	Clemson	H	21-14
Oct. 10	W	Pittsburgh	H	29-10
Oct. 24	W	Wake Forest	A	38-31
Oct. 31	L	Florida State	A	13-39
Nov. 7	W	Maryland	H	24-13
Nov. 14	L	Virginia	A	13-30
Nov. 21	W	Duke	A	28-6
Nov. 28	W	NC State (OT)	CHAR	37-34
				268-270

Las Vegas Bowl
 Dec. 19 W San Diego State LV 20-13

1999 (3-8)
 Coach: Carl Torbush
 Captains: Ryan Carfley, Deon Dyer, Billy-Dee Greenwood, Brian Schmitz

Sept. 4	L	Virginia	H	17-20
Sept. 11	W	Indiana	A	42-30
Sept. 25	L	Florida State	H	10-42
Oct. 2	L	Clemson	A	20-31
Oct. 9	L	Ga. Tech (OT)	A	24-31
Oct. 16	L	Houston	H	12-20
Oct. 23	L	Maryland	A	7-45
Oct. 30	L	Furman	H	3-28
Nov. 6	L	Wake Forest	H	3-19
Nov. 11	W	NC State	CHAR	10-6
Nov. 20	W	Duke	H	38-0
				186-272

2000 (6-5)
 Coach: Carl Torbush
 Captains: Alge Crumpler, Ronald Curry, Sedrick Hodge, Brandon Spoon

Sept. 2	W	Tulsa	H	30-9
Sept. 9	W	Wake Forest	A	35-14
Sept. 16	L	Florida State	A	14-63
Sept. 23	W	Marshall	H	20-15
Sept. 30	L	Georgia Tech	H	28-42
Oct. 14	L	NC State	H	20-38
Oct. 21	L	Clemson	H	24-38
Oct. 28	L	Virginia	A	6-17
Nov. 4	W	Pittsburgh	A	20-17
Nov. 11	W	Maryland	H	13-10
Nov. 18	W	Duke	A	59-21
				269-284

2001 (8-5)
 Coach: John Bunting
 Captains: Ronald Curry, Quincy Monk, Jeff Reed

Aug. 25	L	Oklahoma	A	27-41
Sept. 1	L	Maryland	A	7-23
Sept. 8	L	Texas	A	14-44
Sept. 22	W	Florida State	H	41-9
Sept. 29	W	NC State	A	17-9
Oct. 6	W	East Carolina	H	24-21
Oct. 13	W	Virginia	H	30-24
Oct. 20	W	Clemson	A	38-3
Nov. 1	L	Georgia Tech	A	21-28
Nov. 10	L	Wake Forest	H	31-32
Nov. 17	W	Duke	H	52-17
Dec. 1	W	SMU	H	19-10
				321-261


Chick-Fil-A Peach Bowl
 Dec. 31 W Auburn ATL 16-10

2002 (3-9)
 Coach: John Bunting
 Captains: Sam Aiken, Dexter Reid, Ronald Brewer

Aug. 31	L	Miami (Ohio)	H	21-27
Sept. 7	W	Syracuse	A	30-22
Sept. 14	L	Texas	H	21-52
Sept. 28	L	Georgia Tech	H	13-21
Oct. 5	W	Arizona State	A	38-35
Oct. 12	L	NC State	H	17-34
Oct. 19	L	Virginia	A	27-37
Oct. 26	L	Wake Forest	A	0-31
Nov. 2	L	Maryland	H	7-59
Nov. 9	L	Clemson	H	12-42
Nov. 16	L	Florida State	A	14-40
Nov. 23	W	Duke	A	23-21
				223-421

2003 (2-10)
 Coach: John Bunting
 Captains: Dexter Reid, Jeb Terry, D.J. Walker

Aug. 30	L	Florida State	H	0-37
Sept. 6	L	Syracuse (3OT)	H	47-49
Sept. 20	L	Wisconsin	A	27-38
Sept. 27	L	NC State	A	34-47
Oct. 4	L	Virginia	H	13-38
Oct. 11	W	East Carolina	A	28-17
Oct. 18	L	Arizona State	H	31-33
Oct. 25	L	Clemson	A	28-36
Nov. 1	L	Maryland	A	21-59
Nov. 8	W	Wake Forest	H	42-34
Nov. 15	L	Georgia Tech	A	24-41
Nov. 22	L	Duke	H	22-30
				317-459



Greg Ellis (87), Brian Simmons (41) and Vonnie Holliday (90) were each picked in the first round of the 1998 NFL Draft.

2004 (6-6)
 Coach: John Bunting
 Captains: Darian Durant, Jason Brown, Gerald Sensabaugh, Jonas Seawright, Greg Warren

Sept. 4	W	William & Mary	H	49-38
Sept. 11	L	Virginia	A	24-56
Sept. 18	W	Georgia Tech	H	34-13
Sept. 25	L	Louisville	H	0-34
Oct. 2	L	Florida State	A	16-38
Oct. 9	W	NC State	H	30-24
Oct. 16	L	Utah	H	16-46
Oct. 30	W	Miami (Fla.)	H	31-28
Nov. 6	L	Virginia Tech	H	24-27
Nov. 13	W	Wake Forest	A	31-24
Nov. 20	W	Duke	A	40-17

Continental Tire Bowl
 Dec. 30 L Boston College CH 24-37
 319-382

2005 (5-6)
 Coach: John Bunting; Captains: Matt Baker, Tommy Richardson, Wallace Wright

Sept. 10	L	Georgia Tech	A	21-27
Sept. 17	L	Wisconsin	H	5-14
Sept. 24	W	NC State	A	31-24
Oct. 1	W	Utah	H	31-17
Oct. 8	L	Louisville	A	14-69
Oct. 22	W	Virginia	H	7-5
Oct. 29	L	Miami	A	16-34
Nov. 5	W	Boston College	H	16-14
Nov. 12	L	Maryland (OT)	H	30-33
Nov. 19	W	Duke	H	24-21
Nov. 26	L	Virginia Tech	A	3-30
				198-288

2006 (3-9)
 Coach: John Bunting
 Captains: Melik Brown, Ronnie McGill, Kareem Taylor

Sept. 2	L	Rutgers	H	16-21
Sept. 9	L	Virginia Tech	H	10-35
Sept. 16	W	Furman	H	45-42
Sept. 23	L	Clemson	A	7-52
Oct. 7	L	Miami	A	7-27
Oct. 14	L	South Florida	H	20-37
Oct. 19	L	Virginia	A	0-23
Oct. 28	L	Wake Forest	H	17-24
Nov. 4	L	Notre Dame	A	26-45
Nov. 11	L	Georgia Tech	H	0-7
Nov. 18	W	NC State	H	23-9
Nov. 25	W	Duke	A	45-44
				216-366

2007 (4-8)
 Coach: Butch Davis
 Captains: Kentwan Balmer, Connor Barth, Scott Lenahan, Garrett Reynolds, Hilee Taylor

Sept. 1	W	James Madison	H	37-14
Sept. 8	L	East Carolina	A	31-34
Sept. 15	L	Virginia	H	20-22
Sept. 22	L	South Florida	A	10-37
Sept. 29	L	Virginia Tech	A	10-17
Oct. 6	W	Miami	H	33-27
Oct. 13	L	South Carolina	H	15-21
Oct. 27	L	Wake Forest	A	10-37
Nov. 3	W	Maryland	H	16-13
Nov. 10	L	NC State	A	27-31
Nov. 17	L	Georgia Tech	A	25-27
Nov. 24	W	Duke (OT)	H	20-14
				254-294

2008 (8-5)*
 Coach: Butch Davis
 Captains: Ryan Taylor, Matt Merletti, Garrett Reynolds, Hakeem Nicks, Trimane Goddard, Mark Paschal

Aug. 30	W*	McNeese State	H	35-27
Sept. 11	W*	Rutgers	A	44-12
Sept. 20	L	Virginia Tech	H	17-20
Sept. 27	W*	Miami	A	28-24
Oct. 4	W*	Connecticut	H	38-12
Oct. 11	W*	Notre Dame	H	29-24
Oct. 18	L	Virginia (OT)	A	13-16
Oct. 25	W*	Boston College	H	45-24
Nov. 8	W*	Georgia Tech	H	28-7
Nov. 15	L	Maryland	A	15-17
Nov. 22	L	NC State	H	10-41
Nov. 29	W*	Duke	A	28-20

Meineke Car Care Bowl
 Dec. 27 L West Virginia CH ~~30-31~~
 360-275
 *8 wins vacated due to NCAA penalty (revised record, 0-5 overall)

2009 (8-5)*
 Coach: Butch Davis
 Captains: Jordan Hemby, Kyle Jolly, Quan Sturdivant, Cam Thomas, Kennedy Tinsley, E.J. Wilson, T.J. Yates

Sept. 5	W*	The Citadel	H	40-6
Sept. 12	W*	Connecticut	A	12-10
Sept. 19	W*	East Carolina	H	31-17
Sept. 26	L	Georgia Tech	A	7-24
Oct. 3	L	Virginia	H	3-16
Oct. 10	W*	Ga. Southern	H	42-12
Oct. 22	L	Florida State	H	27-30
Oct. 29	W*	Virginia Tech	A	20-17
Nov. 7	W*	Duke	H	19-6
Nov. 14	W*	Miami	H	33-24
Nov. 21	W*	Boston College	A	31-13
Nov. 28	L	NC State	A	27-28

Meineke Car Care Bowl
 Dec. 26 L Pittsburgh CH 17-19
 309-222
 *8 wins vacated due to NCAA penalty (revised record, 0-5 overall)





ALL-TIME SCORES

2010 (8-5)

Coach: Butch Davis

Captains: T.J. Yates, Johnny White, Bruce Carter, Tydreke Powell, Ryan Taylor, Zach Brown				
Sept. 4	L	LSU	ATL	24-30
Sept. 18	L	Georgia Tech	H	24-30
Sept. 25	W	Rutgers	A	17-13
Oct. 2	W	East Carolina	H	42-17
Oct. 9	W	Clemson	H	21-16
Oct. 16	W	Virginia	A	44-10
Oct. 23	L	Miami	A	10-33
Oct. 30	W	William & Mary	H	21-17
Nov. 6	W	Florida State	A	37-35
Nov. 13	L	Virginia Tech	H	10-26
Nov. 20	L	NC State	H	25-29
Nov. 27	W	Duke	A	24-19

Music City Bowl

Dec. 30	W	Tennessee (2ot)	NASH	<u>30-27</u>
329-302				

2011 (7-6)

Coach: Everett Withers

Captains: Casey Barth, Cam Holland, Matt Merletti, Kevin Reddick				
Sept. 3	W	James Madison	H	42-10
Sept. 10	W	Rutgers	H	24-22
Sept. 17	W	Virginia	H	28-17
Sept. 24	L	Georgia Tech	A	28-35
Oct. 1	W	East Carolina	A	35-20
Oct. 8	W	Louisville	H	14-7
Oct. 15	L	Miami	H	24-30
Oct. 22	L	Clemson	A	38-59
Oct. 29	W	Wake Forest	H	49-24
Nov. 5	L	NC State	A	0-13
Nov. 17	L	Virginia Tech	A	21-24
Nov. 26	W	Duke	H	37-21

Independence Bowl

Dec. 26	L	Missouri	SHREVE	<u>24-41</u>
364-323				

2012 (8-4)

Coach: Larry Fedora

Captains: Giovanni Bernard, Jonathan Cooper, Pete Mangum, Kevin Reddick, Sylvester Williams				
Sept. 1	W	Elon	H	63-0
Sept. 8	L	Wake Forest	A	27-28
Sept. 15	L	Louisville	A	34-39
Sept. 22	W	East Carolina	H	27-6
Sept. 29	W	Idaho	H	66-0
Oct. 6	W	Virginia Tech	H	48-34
Oct. 13	W	Miami	A	18-14
Oct. 20	L	Duke	A	30-33
Oct. 27	W	NC State	H	43-35
Nov. 10	L	Georgia Tech	H	50-68
Nov. 15	W	Virginia	A	37-13
Nov. 24	W	Maryland	H	<u>45-38</u>
487-308				

2013 (7-6)

Coach: Larry Fedora

Captains: A.J. Blue, Mack Hollins, James Hurst, Kareem Martin, Jabari Price				
Aug. 29	L	South Carolina	A	10-27
Sept. 7	W	MTSU	H	40-20
Sept. 21	L	Georgia Tech	A	20-28
Sept. 28	L	East Carolina	H	31-55
Oct. 5	L	Virginia Tech	A	17-27
Oct. 17	L	Miami	H	23-27
Oct. 26	W	Boston College	H	34-10
Nov. 2	W	NC State	A	27-19
Nov. 9	W	Virginia	H	45-14
Nov. 16	W	Pittsburgh	A	34-27
Nov. 23	W	Old Dominion	H	80-20
Nov. 30	L	Duke	H	25-27

Belk Bowl

Dec. 28	W	Cincinnati	CH	<u>39-17</u>
425-318				

2014 (6-7)

Coach: Larry Fedora

Captains: Marquise Williams, Landon Turner, Ethan Farmer, Norkeithus Otis, Mack Hollins				
Aug. 30	W	Liberty	H	56-29
Sept. 6	W	San Diego State	H	31-27
Sept. 20	L	East Carolina	A	41-70
Sept. 27	L	Clemson	A	35-50
Oct. 4	L	Virginia Tech	H	17-34
Oct. 11	L	Notre Dame	A	43-50
Oct. 18	W	Georgia Tech	H	48-43
Oct. 25	W	Virginia	A	28-27
Nov. 1	L	Miami	A	20-47
Nov. 15	W	Pittsburgh	H	40-35
Nov. 20	W	Duke	A	45-20
Nov. 29	L	NC State	H	7-35

Quick Lane Bowl

Dec. 26	L	Rutgers	DET	<u>21-40</u>
432-507				

2015 (11-3)

Coach: Larry Fedora

Captains: Marquise Williams, Landon Turner, Shakeel Rashad, Jeff Schoettmer, Mack Hollins				
Sept. 3	L	South Carolina	CHAR	13-17
Sept. 12	W	NC A&T	H	53-14
Sept. 19	W	Illinois	H	48-14
Sept. 26	W	Delaware	H	41-14
Oct. 3	W	Georgia Tech	A	38-31
Oct. 17	W	Wake Forest	H	50-14
Oct. 24	W	Virginia	H	26-13
Oct. 29	W	Pittsburgh	A	26-19
Nov. 7	W	Duke	H	66-31
Nov. 14	W	Miami	H	59-21
Nov. 21	W	Virginia Tech	A (ot)	30-27
Nov. 28	W	NC State	A	45-34

ACC Championship Game

Dec. 5	L	Clemson	CHAR	37-45
--------	---	---------	------	-------

Russell Athletic Bowl

Dec. 29	L	Baylor	ORL	<u>38-49</u>
570-343				

2016 (8-5)

Coach: Larry Fedora

Captains: Mack Hollins, Nazair Jones, Des Lawrence, Caleb Peterson, Mitch Trubisky, Nick Weiler				
Sept. 3	L	Georgia	ATL	24-33
Sept. 10	W	Illinois	A	48-23
Sept. 17	W	James Madison	H	56-28
Sept. 24	W	Pittsburgh	H	37-36
Oct. 1	W	Florida State	A	37-35
Oct. 8	L	Virginia Tech	H	3-34
Oct. 15	W	Miami	A	20-13
Oct. 22	W	Virginia	A	35-14
Nov. 5	W	Georgia Tech	H	48-20
Nov. 10	L	Duke	A	27-28
Nov. 19	W	The Citadel	H	41-7
Nov. 25	L	NC State	H	21-28

Sun Bowl

Dec. 30	L	Stanford	EP	<u>23-25</u>
420-324				

2017 (3-9)

Coach: Larry Fedora

Captains: Nathan Elliott, Cole Holcomb, Donnie Miles, Bentley Spain, M.J. Stewart				
Sept. 2	L	California	H	30-35
Sept. 9	L	Louisville	H	35-47
Sept. 16	W	Old Dominion	A	53-23
Sept. 23	L	Duke	H	17-27
Sept. 30	L	Georgia Tech	A	7-33
Oct. 7	L	Notre Dame	H	10-33
Oct. 14	L	Virginia	H	14-20
Oct. 21	L	Virginia Tech	A	7-59
Oct. 28	L	Miami	H	19-24
Nov. 9	W	Pittsburgh	A	34-31
Nov. 18	W	Western Carolina	H	65-10
Nov. 25	L	NC State	A	<u>21-33</u>
312-375				



Marquise Williams and the Tar Heels won 11 games in 2015 and were ACC Coastal champs.



Giovanni Bernard led the Tar Heels to a dramatic win over NC State in 2012.

2018 (2-9)

Coach: Larry Fedora

Captains: Malik Carney, Michael Carter, Nathan Elliott, Cole Holcomb, Thomas Jackson				
Sept. 1	L	California	A	17-24
Sept. 8	L	East Carolina	A	19-41
Sept. 22	W	Pittsburgh	H	38-35
Sept. 27	L	Miami	A	10-47
Oct. 13	L	Virginia Tech	H	19-22
Oct. 20	L	Syracuse	A (2ot)	37-40
Oct. 27	L	Virginia	A	21-31
Nov. 3	L	Georgia Tech	H	28-38
Nov. 10	L	Duke	A	35-42
Nov. 17	W	Western Carolina	H	49-26
Nov. 24	L	NC State	H (ot)	<u>28-34</u>
301-380				

2019 (6-6)

Coach: Mack Brown

Captains:				
Aug. 31	W	South Carolina	CHAR	24-20
Sept. 7	W	Miami	H	28-25
Sept. 13	L	Wake Forest	A	18-24
Sept. 21	L	App State	H	31-34
Sept. 28	L	Clemson	H	20-21
Oct. 5	W	Georgia Tech	A	38-22
Oct. 19	L	Virginia Tech	A (6ot)	41-43
Oct. 26	W	Duke	H	20-17
Nov. 2	L	Virginia	H	31-38
Nov. 14	L	Pittsburgh	A (ot)	27-34
Nov. 23	W	Mercer	H	56-7
Nov. 30	W	NC State	A	<u>41-10</u>
375-295				

SERIES RECORDS VS. OPPONENTS



AIR FORCE (1-4)

1963	W	35	0	N
1966	L	14	20	H
1967	L	8	10	A
1968	L	15	28	A
1969	L	10	20	H

ALABAMA (0-1)

1993	L	10	24	N
------	---	----	----	---

APPALACHIAN STATE (1-1)

1940	W	56	6	H
2019	L	31	34	H

ARIZONA (0-1)

1986	L	21	30	N
------	---	----	----	---

ARIZONA STATE (1-2)

1970*	L	26	48	N
2002	W	38	35	A
2003	L	31	33	H

ARKANSAS (2-0)

1981	W	31	27	N
1995	W	20	10	N

ARMY (6-1)

1944	L	0	46	A
1974	W	56	42	H
1976	W	34	32	A
1979	W	41	3	A
1982	W	62	8	H
1991	W	20	12	A
1992	W	22	9	H

AUBURN (4-2)

1892	W	64	0	N
1898	W	29	0	A
1901	W	10	0	A
1987	L	10	20	H
1988	L	21	47	A
2001	W	16	10	N

BAYLOR (0-1)

2015	L	38	49	N
------	---	----	----	---

BINGHAM'S SCHOOL (4-0)

1897	W	14	0	A
1904	W	50	0	H
1911	W	12	0	H
1912	W	47	0	H

BOSTON COLLEGE (5*-2)

1981	W	56	14	H
1984	L	20	52	A
2004	L	24	37	N
2005	W	16	14	H
2008	W*	45	24	H
2009	W*	31	13	A
2013	W	34	10	H

*win vacated due to NCAA penalty (revised record 3-2)

BOWLING GREEN (1-0)

1982	W	33	14	H
------	---	----	----	---

CALIFORNIA (0-2)

2017	L	30	35	H
2018	L	17	24	A

CAMP LEE (1-0)

1945	W	6	0	H
------	---	---	---	---

CHARLOTTE YMCA (0-1)

1896	L	0	8	A
------	---	---	---	---

CHERRY POINT MARINES (2-0)

1944	W	20	14	H
1945	W	20	14	H

CINCINNATI (3-0)

1979	W	35	14	H
1991	W	51	16	H
2013	W	39	17	N

THE CITADEL (5*-0)

1915	W	14	7	H
1939	W	50	0	H
1986	W	45	14	H
2009	W*	40	6	H
2016	W	41	7	H

*win vacated due to NCAA penalty (revised record 4-0)

CLEMSON (19-38-1)

1897	W	28	0	H
1901	L	10	22	N
1903	W	11	6	H
1907	L	6	15	N
1915	W	9	7	N

Atlantic Coast Conference Begins

1957	W	26	0	H
1958	L	21	26	A
1959	L	18	20	H
1960	L	0	24	A
1961	L	0	27	H
1962	L	6	17	A
1963	L	7	11	H
1964	W	29	0	A
1965	W	17	13	H
1966	L	3	27	A
1967	L	0	17	H
1968	L	14	24	A
1969	W	32	15	H
1970	W	42	7	A
1971	W	26	13	H
1972	W	26	10	A
1973	L	29	37	H
1974	L	32	54	A
1975	L	35	38	H
1976	W	27	23	A
1977	T	13	13	H
1978	L	9	13	A
1979	L	10	19	H
1980	W	24	19	A
1981	L	8	10	H
1982	L	13	16	A
1983	L	3	16	H
1984	L	12	20	A
1985	W	21	20	H
1986	L	10	38	A
1987	L	10	13	H
1988	L	14	37	A
1989	L	3	35	H
1990	L	3	20	A
1991	L	6	21	H
1992	L	7	40	A
1993	W	24	0	H
1994	L	17	28	H
1995	L	10	17	A
1996	W	45	0	H
1997	W	17	10	A
1998	W	21	14	H
1999	L	20	31	A
2000	L	24	38	H
2001	W	38	3	A
2002	L	12	42	H
2003	L	28	36	A
2006	L	7	52	A
2010	W	21	16	H
2011	L	38	59	A
2014	L	35	50	A
2015	L	37	45	N
2019	L	20	21	H

UNC at Home: 11-16-1

UNC at Kenan: 8-14-1

UNC Away: 7-19-0

Most Points UNC: 45 (1996)

Most Points Clemson: 59 (2011)

Largest UNC Victory: 45, 1996

Largest Clemson Victory: 45, 2006

Longest UNC Win Streak: 4 games,

(1969-72)

Longest Clemson Win Streak: 7 games,

(1986-92)

CONNECTICUT (3*-0)

1990	W	48	21	H
2008	W*	38	12	H
2009	W*	12	10	A

*win vacated due to NCAA penalty (revised record 1-0)

DAVIDSON (31-4-4)

1898	W	11	0	N
1899	W	10	0	H
1901	W	6	0	N
1902	W	27	0	N
1904	T	0	0	N
1905	W	6	0	N
1906	T	0	0	N
1908	T	0	0	N
1910	L	0	6	N
1911	W	5	0	N
1912	W	13	0	N
1913	W	7	0	N
1914	W	16	3	N
1915	W	41	6	N
1916	W	10	6	N
1919	W	10	0	N
1920	L	0	7	N



Julius Peppers (49) and Ryan Sims (87) led the ACC's top rated defense to a win over Auburn in the 2011 Peach Bowl.

1921	T	0	0	N
1922	W	29	6	N
1923	W	14	3	H
1924	W	6	0	A
1925	W	13	0	H
1926	L	0	10	A
1927	W	27	0	H
1928	W	30	7	A
1929	W	26	7	N
1930	L	6	7	A
1931	W	20	0	H
1932	W	12	0	A
1933	W	6	0	H
1934	W	12	2	A
1935	W	14	0	A
1936	W	26	6	A
1937	W	26	0	A
1938	W	34	0	A
1939	W	32	0	N
1940	W	27	7	N
1941	W	20	0	A
1942	W	43	14	N

DELAWARE (1-0)

2015	W	41	14	H
------	---	----	----	---

DUKE (62*-40-4)

1888	L	0	16	N
1889	L	17	25	N
1889	W	1	0	H
1891	L	4	6	H
1892	W	24	0	A
1893	L	4	6	A
1894	W	28	0	H
1922	W	20	0	H
1923	W	14	6	A
1924	W	6	0	H
1925	W	41	0	A
1926	W	6	0	H
1927	W	18	0	A
1928	W	14	7	H
1929	W	48	7	A
1930	T	0	0	H
1931	T	0	0	A
1932	L	0	7	H
1933	L	0	21	A
1934	W	7	0	H
1935	L	0	25	A
1936	L	7	27	H
1937	W	14	6	A
1938	L	0	14	H
1939	L	3	13	A
1940	W	6	3	H
1941	L	0	20	A
1942	T	13	13	H
1943	L	7	14	A
1943	L	6	27	H
1944	L	0	33	H
1945	L	7	14	A
1946	W	22	7	H
1947	W	21	0	A
1948	W	20	0	H
1949	W	21	20	A
1950	L	0	7	H
1951	L	7	19	A
1952	L	0	34	H

Atlantic Coast Conference Begins

1953 L 20 35 A

1954 L 12 47 H

1955 L 0 6 A

1956	L	6	21	H
1957	W	21	13	A
1958	L	6	7	H
1959	W	50	0	A
1960	W	7	6	H
1961	L	3	6	A
1962	L	14	16	H
1963	W	16	14	A
1964	W	21	15	H
1965	L	7	34	A
1966	L	25	41	H
1967	W	20	9	A
1968	W	25	14	H
1969	L	13	17	A
1970	W	59	34	H
1971	W	38	0	A
1972	W	14	0	H
1973	L	10	27	A
1974	W	14	13	H
1975	T	17	17	A
1976	W	39	38	H
1977	W	16	3	A
1978	W	16	15	H
1979	W	37	16	A
1980	W	44	21	H
1981	W	31	10	A
1982	L	17	23	A
1983	W	34	27	H
1984	W	17	15	A
1985	L	21	23	H
1986	W	42	35	A
1987	L	10	25	H
1988	L	29	35	A
1989	L	0	41	H
1990	W	24	22	A
1991	W	47	14	H
1992	W	31	28	A
1993	W	38	24	H
1994	W	41	40	A
1995	W	28	24	H
1996	W	27	10	A
1997	W	50	14	H
1998	W	28	6	A
1999	W	38	0	H
2000	W	59	21	A
2001	W	52	17	H
2002	W	23		



SERIES RECORDS VS. OPPONENTS

UNC at Home (all Kenan): 1-7-0

UNC Away: 2-8-1

Most UNC Points: 41 (2001)

Most FSU Points: 63 (2000); Largest

UNC victory: 32, 2001

Largest FSU Victory: 49, 2000

Longest UNC Win Streak: 2 games

(2010, 2016)

Longest FSU Win Streak: 9 games (1992-

2000)

FORDHAM (0-3-2)

1937	L	0	14	H
1938	T	0	0	N
1940	L	0	14	N
1941	L	14	27	H
1942	T	0	0	N

FURMAN (5-1)

1902	W	10	0	H
1916	W	46	0	H
1980	W	35	13	H
1992	W	28	0	H
1999	L	3	28	H
2006	W	45	42	H

GEORGETOWN (4-7-2)

1894	W	20	4	A
1900	T	0	0	A
1902	L	5	12	H
1903	L	0	33	N
1904	L	0	16	N
1905	W	36	0	N
1906	L	0	4	N
1907	W	12	5	A
1908	T	6	6	A
1909	W	5	0	A
1910	L	0	12	A
1912	L	10	37	N
1915	L	0	38	A

GEORGIA (12-17-2)

1895	W	6	0	N
1895	W	10	6	N
1896	L	16	24	N
1898	W	53	0	N
1899	W	5	0	N
1900	W	55	0	N
1901	W	27	0	N
1913	L	6	19	A
1914	W	41	6	N
1929	L	12	19	H
1930	L	0	26	A
1931	L	7	32	H
1932	T	6	6	A
1933	L	0	30	H
1934	W	14	0	A
1946	L	10	20	N
1947	W	14	7	H
1948	W	21	14	A
1949	W	21	14	H
1950	T	0	0	A
1951	L	16	28	H
1953	L	14	27	A
1954	L	7	21	H
1955	L	7	28	A
1956	L	12	26	H
1963	W	28	7	H
1964	L	8	24	A
1965	L	35	47	H
1966	L	3	28	A
1971	L	3	7	N
2016	L	24	33	N

GEORGIA SOUTHERN (1*-0)

2009	W*	42	12	H
------	----	----	----	---

*win vacated due to NCAA penalty (revised record 0-0)

GEORGIA TECH (22*-30-3)

1915	L	3	23	A
1916	L	6	10	A
1927	L	0	13	A
1928	L	7	20	H
1929	W	18	7	A
1930	T	6	6	H
1931	T	19	19	A
1932	L	14	43	H
1933	L	6	10	H
1934	W	26	0	A
1935	W	19	0	H
1943	L	7	20	A
1944	L	0	28	A
1945	L	14	20	H

Atlantic Coast Conference Begins

1974	L	28	29	A
1980	W	33	0	H
1981	W	28	7	A
1982	W	41	0	H
1983	W	38	21	A

1984	W	24	17	H
1985	L	0	31	A
1986	W	21	20	H
1987	W	30	23	A
1988	W	20	17	H
1989	L	14	17	A
1990	T	13	13	H
1991	L	14	35	A
1992	W	26	14	H
1993	W	41	3	A
1994	W	31	24	H
1995	L	25	27	A
1996	W	16	0	H
1997	W	16	13	A
1998	L	21	43	H
1999	L (OT)	24	31	A
2000	L	28	42	H
2001	L	21	28	A
2002	L	13	21	H
2003	L	24	41	A
2004	W	34	13	H
2005	L	21	27	A
2006	L	0	7	H
2007	L	25	27	A
2008	W*	28	7	H
2009	L	7	24	A
2010	L	24	30	H
2011	L	28	35	A
2012	L	50	68	H
2013	L	20	28	A
2014	W	48	43	H
2015	W	38	31	A
2016	W	48	20	H
2017	L	7	33	A
2018	L	28	38	H
2019	W	38	22	A

*win vacated due to NCAA penalty (revised record 20-29-3)

UNC Home (all Kenan): 13-11-2

UNC Away: 9-19-1

Most UNC Points: 50 (2012)

Most GT Points: 68 (2012)

Largest UNC Win: 41, 1982

Largest GT Win: 31, 1985

Longest UNC Win Streak: 5 games

(1980-84)

Longest GT Win Streak: 6 games (1998-

2003)

GREENSBORO A.A. (3-0)

1896	W	30	0	H
1897	W	24	0	H
1898	W	11	0	H

GUILFORD (9-0)

1896	W	26	4	H
1896	W	34	0	A
1897	W	16	0	H
1898	W	18	0	H
1899	W	45	0	H
1901	W	42	0	H
1902	W	16	0	H
1903	W	15	0	H
1904	W	29	0	H

HAMPTON A.C. (0-1)

1896	L	0	18	A
------	---	---	----	---

HARVARD (0-2)

1916	L	0	21	A
1928	L	0	20	A

HORNER'S SCHOOL (1-0)

1899	W	46	0	H
------	---	----	---	---

HOUSTON (1-1)

1996	W	42	14	A
1999	L	12	20	H

IDAHO (1-0)

2012	W	66	0	H
------	---	----	---	---

ILLINOIS (4-0)

1971	W	27	0	A
1987	W	34	14	H
2015	W	48	14	H
2016	W	48	23	A

INDIANA (2-0)

1997	W	23	6	H
1999	W	42	30	A

JAMES MADISON (3-0)

2007	W	37	14	H
2011	W	42	10	H
2016	W	56	28	H

KANSAS (2-0)

1984	W	23	17	H
1986	W	20	0	A

KENTUCKY (5-5)

1910	L	0	11	A
1934	W	6	0	H
1966	L	0	10	A
1970	W	20	10	H
1972	W	31	20	H
1973	W	16	10	A
1976	L	0	21	N
1977	L	7	10	A
1989	L	6	13	A
1990	W	16	13	H

LAFAYETTE (0-1)

1906	L	6	28	N
------	---	---	----	---

LEHIGH (0-2)

1893	L	0	34	N
1894	L	6	24	A

LENOIR-RHYNE (1-0)

1941	W	42	6	H
------	---	----	---	---

LIBERTY (1-0)

2014	W	56	29	H
------	---	----	----	---

LOUISIANA STATE (1-6)

1948	W	34	7	H
1949	L	7	13	A
1961	L	0	30	H
1964	L	3	20	A
1985	L	13	23	H
1986	L	3	30	A
2010	L	24	30	N

LOUISVILLE (3-5)

1988	L	34	38	H
1995	W	17	10	A
1996	W	28	10	H
2004	L	0	34	H
2005	L	14	69	A
2011	W	14	7	H
2013	L	34	39	A
2017	L	35	47	H

MARSHALL (1-0)

2000	W	20	15	H
------	---	----	----	---

MARYLAND (37-32-1)

1920	L	0	13	H
1921	W	16	7	N
1922	W	27	3	H
1923	L	0	14	A
1924	L	0	6	H
1925	W	16	0	N
1926	L	6	14	A
1927	W	7	6	H
1928	W	26	19	A
1929	W	43	0	A
1930	W	28	21	H
1935	W	33	0	N
1936	W	14	0	H
1946	W	33	0	H
1947	W	19	0	A
1948	W	49	20	A
1950	T	7	7	H
1951	L	7	14	A

Atlantic Coast Conference Begins

1953	L	0	26	H
1954	L	0	33	A
1955	L	7	25	H
1956	W	34	6	H
1957	L	7	21	A
1958	W	27	0	H
1959	L	7	14	A
1960	L	19	22	H
1961	W	14	8	A
1962	L	13	31	H
1963	W	14	7	A
1964	L	9	10	N
1965	W	12	10	H
1967	W	14	0	H
1968	L	24	33	A
1970	W	53	20	A
1971	W	35	14	H
1972	W	31	26	A
1973	L	3	23	H
1974	L	12	24	A
1975	L	7	34	H
1977	W	16	7	A
1978	L	20	21	H
1979	L	14	17	A
1980	W	17	3	H
1981	W	17	10	A
1982	L	24	31	H
1983	L	26	28	A
1984	L	23	34	H

1985	L	10	28	A
1986	W	32	30	H
1987	W	27	14	A
1988	L	38	41	H
1989	L	0	38	A
1990	W	34	10	H
1991	W	24	0	H
1992	W	31	24	A
1993	W	59	42	H
1994	W	41	17	H
1995	L	18	32	A
1996	W	38	7	H
1997	W	40	14	A
1998	W	24	13	H
1999	L	7	45	A
2000	W	13	10	H
2001				

SERIES RECORDS VS. OPPONENTS



1964	L	13	14	H
1965	W	10	7	A
1966	W	10	7	H
1967	L	7	13	A
1968	L	6	38	H
1969	L	3	10	A
1970	W	19	0	H
1971	W	27	7	A
1972	W	34	33	H
1973	L	26	28	A
1974	W	33	14	H
1975	L	20	21	A
1976	L	13	21	H
1977	W	27	14	A
1978	L	7	34	H
1979	W	35	21	A
1980	W	28	8	H
1981	W	21	10	A
1982	W	41	9	H
1983	W	42	14	A
1984	W	28	21	H
1985	W	21	14	A
1986	L	34	35	H
1987	W	17	14	A
1988	L	3	48	H
1989	L	6	40	A
1990	L	9	12	H
1991	L	7	24	A
1992	L	20	27	H
1993	W	35	14	A
1994	W	31	17	H
1995	W	30	28	A
1996	W	52	20	H
1997	W	20	7	A
1998	W (OT)	37	34	N
1999	W	10	6	N
2000	L	20	38	H
2001	W	17	9	A
2002	L	17	34	H
2003	L	34	47	A
2004	W	30	24	H
2005	W	31	24	A
2006	W	23	9	H
2007	L	27	31	A
2008	L	10	41	H
2009	L	27	28	A
2010	L	25	29	H
2011	L	0	13	A
2012	W	43	35	H
2013	W	27	19	A
2014	L	7	35	H
2015	W	45	34	A
2016	L	21	28	H
2017	L	21	33	A
2018	L (OT)	28	34	H
2019	W	41	10	A

UNC at Home: 35-21-2
 UNC at Kenan: 27-20-1
 UNC Away: 29-16-4
 Neutral Site: 2-0
 Most UNC Points: 52 (1996)
 Most NCSU Points: 48 (1988)
 Largest UNC Victory: 44, 1894
 Largest UNC Victory Since 1919: 35, 1947
 Largest NCSU Victory: 45, 1988
 Longest UNC Win Streak: 9 games, 1943-55
 Longest NCSU Win Streak: 5 games, 1988-92; 2007-11

NORTHWESTERN (2-0)				
1976	W	12	0	H
1977	W	41	7	A

NOTRE DAME (2*-18)				
1949	L	6	42	N
1950	L	7	14	A
1951	L	7	12	H
1952	L	14	34	A
1953	L	14	34	H
1954	L	13	42	A
1955	L	7	27	H
1956	L	14	21	A
1958	L	24	34	A
1959	L	8	28	A
1960	W	12	7	H
1962	L	7	21	A
1965	L	0	17	A
1966	L	0	32	A
1971	L	0	16	A
1975	L	14	21	H
2006	L	26	45	A
2008	W*	29	24	H
2014	L	43	50	A
2017	L	10	33	H

*win vacated due to NCAA penalty (revised record 1-17)

OAK RIDGE (6-0)				
1898	W	11	0	H
1899	W	16	0	H
1901	W	28	0	H
1902	W	35	0	H
1903	W	45	0	H
1907	W	38	0	H

OHIO STATE (1-3)				
1962	L	7	41	A
1965	W	14	3	A
1972	L	14	29	A
1975	L	7	32	A

OHIO UNIVERSITY (3-0)				
1974	W	42	7	H
1993	W	44	3	H
1995	W	62	0	H

OKLAHOMA (0-7)				
1948	L	6	14	N
1955	L	6	13	H
1956	L	0	36	A
1980	L	7	41	A
1987	L	0	28	A
1988	L	0	28	H
2001	L	27	41	A

OLD DOMINION (2-0)				
2013	W	80	20	H
2017	W	53	23	A

PENN (2-4)				
1905	L	0	17	A
1906	L	0	11	A
1907	L	0	37	A
1939	W	30	6	A
1943	W	9	6	A
1945	L	0	49	A

PENN STATE (1-0)				
1943	W	19	0	H

PITTSBURGH (10-4)				
1974	W	45	29	H
1978	L	16	20	A
1979	W	17	7	H
1982	L	6	7	A
1988	W	29	10	H
2000	W	20	17	A
2009	L	17	19	N
2013	W	34	27	A
2014	W	40	35	H
2015	W	26	19	A
2016	W	37	36	H
2017	W	34	31	A
2018	W	38	35	H
2019	L	27	34	A

UNC at Home: 6-0
 UNC Away: 4-3
 Neutral: 0-1
 Most UNC Points: 45 (1974)
 Most Pitt Points: 36 (2016)
 Largest UNC Victory: 19, 1998
 Largest Pitt Victory: 4, 2016
 Longest UNC Victory Streak: 6 games (2013-pres.)
 Longest Pitt Victory Streak: 1 game, four times

PRINCETON (0-2)				
1899	L	0	30	A
1916	L	0	29	A

RICE (0-1)				
1949	L	13	27	N

RICHMOND (12-2)				
1892	W	40	0	A
1894	W	28	0	N
1895	W	34	0	H
1906	W	12	0	H
1907	W	13	11	H
1908	W	17	12	H
1909	W	22	0	H
1914	W	41	0	H
1940	L	13	14	A
1941	W	27	0	A
1971	W	28	0	A
1972	W	28	18	H
1977	W	31	0	H
1978	L	18	27	A

RIVERSIDE (1-0)				
1914	W	40	0	N

RUTGERS (3*-4)				
1894	L	0	5	A
1919	L	0	19	A

2006	L	16	21	H
2008	W*	44	12	A
2010	W	17	13	A
2011	W	24	22	H
2014	L	21	40	N

*win vacated due to NCAA penalty (revised record 2-4)

SAN DIEGO STATE (2-0)				
1998	W	20	13	N
2014	W	31	27	H

SEWANEE (2-1-2)				
1894	W	36	4	N
1895	T	0	0	A
1897	W	12	6	N
1899	L	0	5	N
1900	T	0	0	N

SOUTH CAROLINA (35-19-4)				
1903	W	17	0	A
1904	W	27	0	H
1908	W	22	0	H
1910	W	27	6	N
1911	W	21	0	H
1912	T	6	6	H
1913	W	13	3	A
1914	W	48	0	H
1920	W	7	0	H
1921	T	7	7	A
1922	W	10	7	H
1923	W	13	0	A
1924	L	7	10	H
1925	W	7	0	A
1926	W	7	0	H
1927	L	6	14	A
1928	T	0	0	H
1929	W	40	0	A
1936	W	14	0	A
1937	T	13	13	H
1941	L	7	13	H
1942	W	18	6	H
1943	W	21	6	A
1944	L	0	6	H
1949	W	28	13	A
1950	W	14	7	A
1951	W	21	6	H
1952	W	27	19	A
1953	L	0	18	A
1954	W	21	19	H
1955	W	32	14	N
1956	L	0	14	A
1957	W	28	6	H
1958	W	6	0	H
1959	W	19	6	H
1960	L	6	22	A
1961	W	17	0	A
1962	W	19	14	H
1963	W	7	0	A
1964	W	24	6	H
1967	L	10	16	A
1968	L	27	32	H
1969	L	6	14	A
1970	L	21	35	H
1974	L	23	31	A
1977	W	17	0	H
1978	W	24	22	A
1979	W	28	0	H
1981	L	13	31	H
1983	W	24	8	A
1988	L	10	31	A
1989	L	20	27	H
1990	L	5	27	A
1991	W	21	17	H
2007	L	15	21	H
2013	L	10	27	A
2015	L	13	17	N
2019	W	24	20	N

TENNESSEE (11-20-1)				
1893	W	60	0	H
1897	W	16	0	A
1900	W	22	5	A
1908	L	0	12	A
1909	W	3	0	A
1919	T	0	0	A
1926	L	0	34	A
1927	L	0	26	H
1930	L	7	9	A
1931	L	0	7	H
1932	L	7	20	A
1934	L	7	19	H
1935	W	38	13	A
1936	W	14	6	H
1945	L	6	20	A
1946	L	14	20	A
1947	W	20	6	H
1948	W	14	7	A
1949	L	6	35	H
1950	L	0	16	A
1951	L	0	27	H
1952	L	14	41	A
1953	L	6	20	H
1954	L	20	26	A
1955	L	7	48	H
1956	L	0	20	A
1957	L	0	35	H
1958	W	21	7	A
1959	L	7	29	H
1960	L	14	27	A
1961	W	22	21	H
2010	W	30	27	N

TRANSYLVANIA (0-1)				
1903	L	5	6	

TULANE (5-9-2)				
1922	W	19	12	A
1936	L	7	21	A
1937	W	13	0	H
1938	L	14	17	H
1939	T	14	14	A
1940	L	13	14	H
1941	L	6	52	A
1942	L	14	29	A
1954	T	7	7	A
1967	L	11	36	H
1970	L	17	24	A
1971	L	29	37	H
1973	L	0	16	A
1975	W	17	15	A
1993	W	42	10	A
1994	W	49	0	H

TULSA (1-0)				
2000	W	30	9	H

U.S.S. FRANKLIN (1-0)				
1911	W	12	0	H

UTAH (1-1)				
2004	L	16	46	A
2005	W	31	17	H

VANDERBILT (8-5)				
1892	W	24	0	A
1895	W	12	0	



SERIES RECORDS VS. OPPONENTS

1987	L	17	20	A
1988	L	24	27	H
1989	L	17	50	A
1990	L	10	24	H
1991	L	9	14	A
1992	W	27	7	H
1993	L	10	17	A
1994	L	10	34	A
1995	W	22	17	H
1996	L	17	20	A
1997	W	48	20	H
1998	L	13	30	A
1999	L	17	20	H
2000	L	6	17	A
2001	W	30	24	H
2002	L	27	37	A
2003	L	13	38	H
2004	L	24	56	A
2005	W	7	5	H
2006	L	0	23	A
2007	L	20	22	H
2008	L	13	16	A
2009	L	3	16	H
2010	W	44	10	A
2011	W	28	17	H
2012	W	37	13	A
2013	W	45	14	H
2014	W	28	27	A
2015	W	26	13	H
2016	W	35	14	A
2017	L	14	20	H
2018	L	19	22	A
2019	L	31	38	H

UNC at Home: 32-15-3
 UNC Away: 26-25-0
 Most UNC Points: 61 (1935)
 Most UVA Points: 66 (1912)
 Largest UNC Win: 61, 1935
 Largest UVA Win: 66, 1912
 Longest UNC Win Streak: 9, (1974-82)
 Longest UVA Win Streak: 8, (1907-15)

VIRGINIA MEDICAL (2-0)

1913	W	15	0	H
1914	W	65	0	H

VMI (16-6-1)

1893	L	4	10	A
1902	W	17	10	N
1903	W	28	6	N
1905	W	17	0	N
1909	L	0	3	N
1910	W	6	0	H
1914	W	30	7	N
1915	T	3	3	N
1916	W	38	13	H
1919	L	7	29	A
1920	L	0	23	H
1921	W	20	7	N
1922	W	9	7	N
1923	L	0	9	N
1924	W	3	0	H
1925	W	23	11	N
1926	W	28	0	H
1927	L	0	7	A
1935	W	56	0	H
1969	W	61	11	H
1970	W	62	13	H
1985	W	51	7	H
1989	W	49	7	H

VIRGINIA TECH (12*-24-6)

1895	W	32	5	N
1896	T	0	0	N
1897	L	0	4	N
1898	W	28	6	N
1900	T	0	0	H
1902	T	0	0	N
1903	L	0	21	N
1904	W	6	0	H
1905	L	6	35	N
1906	T	0	0	N
1907	L	6	20	N
1908	L	0	10	N
1909	L	0	15	N
1910	L	0	20	N
1911	T	0	0	N
1912	L	0	26	N
1913	L	7	14	N
1916	L	7	14	N
1928	L	14	16	H
1929	W	38	13	H
1930	W	39	21	A
1938	W	7	0	H
1939	W	13	6	N
1945	W	14	0	N
1946	T	14	14	H
1997*	W	42	3	N
2004	L	24	27	H

2005	L	3	30	A
2006	L	10	35	H
2007	L	10	17	A
2008	L	17	20	H
2009	W*	20	17	A
2010	L	10	26	H
2011	L	21	24	A
2012	W	48	34	H
2013	L	17	27	A
2014	L	17	34	H
2015	W (OT)	30	27	A
2016	L	3	34	H
2017	L	7	59	A
2018	L	19	22	H
2019	L (6OT)	41	43	A

*win vacated due to NCAA penalty (revised record 11-24-6)

UNC at Home: 4-7-2
 UNC Away: 3-6-0
 Neutral Site: 5-10-4
 Most UNC Points: 48 (2012)
 Most VT Points: 59 (2017)
 Largest UNC Win: 39 (1997)
 Largest VT Win: 52 (2017)
 Longest UNC Win Streak: 5 (1929-45)
 Longest VT Win Streak: 5 (2004-08)

WAKE FOREST (69-36-2)

1888	L	4	6	N
1889	W	33	0	N
1889	L	8	18	N
1891	L	0	1	N
1893	W	40	0	N
1908	W	17	0	H
1909	W	18	0	H
1910	W	37	0	H
1911	W	12	3	H
1912	W	9	2	H
1913	W	7	0	H
1913	W	29	0	N
1914	W	53	0	N
1914	W	12	7	N
1915	W	35	0	H
1916	W	20	0	H
1919	W	6	0	H
1920	W	6	0	H
1921	W	21	0	H
1922	W	62	3	N
1923	W	22	0	H
1924	L	6	7	A
1925	L	0	6	H
1926	L	0	13	A
1927	L	8	9	H
1928	W	65	0	H
1929	W	48	0	H
1930	W	13	7	H
1931	W	37	0	H
1932	T	0	0	H
1933	W	26	0	H
1934	W	21	0	H
1935	W	14	0	H
1936	W	14	7	N
1937	W	28	0	A
1938	W	14	6	H
1939	W	36	6	H
1940	L	0	12	H
1941	L	0	13	A
1942	W	6	0	H
1944	L	0	7	H
1945	L	13	14	H
1946	W	26	14	H
1947	L	7	19	H
1948	W	28	6	A
1949	W	28	14	H
1950	L	7	13	H
1951	L	7	39	A
1952	L	7	9	H

Atlantic Coast Conference Begins

1953	W	18	13	A
1954	W	14	7	H
1955	L	0	25	A
1956	T	6	6	H
1957	W	14	7	A
1958	W	26	7	H
1959	W	21	19	A
1960	L	12	13	H
1961	L	14	17	A
1962	W	23	14	H
1963	W	21	0	A
1964	W	23	0	H
1965	L	10	12	A
1966	L	0	3	H
1967	L	10	20	H
1968	L	31	48	A
1969	W	23	3	H
1970	L	13	14	A
1971	W	7	3	H
1972	W	21	0	A
1973	W	42	0	H



The Tar Heels celebrated a comeback win at Florida State in 2016.

1974	W	31	0	A
1975	L	9	21	H
1976	W	34	14	A
1977	W	24	3	H
1978	W	34	29	A
1979	L	19	24	H
1980	W	27	9	A
1981	W	48	10	H
1982	W	24	7	A
1983	W	30	10	H
1984	L	3	14	A
1985	W	34	14	H
1986	W	40	30	A
1987	L	14	22	H
1988	L	24	42	A
1989	L	16	17	H
1990	W	31	24	A
1991	W	24	10	H
1992	W	35	17	A
1993	W	45	35	H
1994	W	50	0	A
1995	W	31	7	H
1996	W	45	6	A
1997	W	30	12	H
1998	W	38	31	A
1999	L	3	19	H
2000	W	35	14	A
2001	L	31	32	H
2002	L	0	31	A
2003	W	42	34	H
2004	W	31	24	A
2006	L	17	24	H
2007	L	10	37	A
2011	W	49	24	H
2012	L	27	28	A
2015	W	50	14	H
2019	L	18	24	A

2017	W	65	10	H
2018	W	49	26	H

WILLIAM & MARY (13-0-2)

1907	W	14	0	H
1944	T	0	0	H
1945	W	6	0	N
1946	W	21	7	N
1947	W	13	7	A
1948	T	7	7	H
1949	W	20	14	A
1950	W	40	7	H
1971	W	36	35	H
1973	W	34	27	H
1975	W	33	7	H
1983	W	51	20	H
1991	W	59	36	H
2004	W	49	38	H
2010	W	21	17	H

WISCONSIN (0-2)

2003	L	27	38	A
2004	L	5	14	H

YALE (0-7)

1919	L	7	34	A
1920	L	0	21	A
1921	L	0	34	A
1922	L	0	18	A
1923	L	0	53	A
1924	L	0	27	A
1944	L	6	13	A

UNC at Home: 42-18-2
 UNC at Kenan: 27-16-2
 UNC Away: 20-15-0
 Most UNC Points: 65 (1928)
 Most WF Points: 48 (1968)
 Largest UNC Win: 65, 1928
 Largest WF Win: 32, 1951
 Longest UNC Win Streak: 17, 1893-1923
 Longest WF Win Streak: 4, twice

WASHINGTON & LEE (5-3-2)

1893	W	44	0	A
1895	W	16	0	N
1907	T	0	0	N
1908	T	0	0	N
1909	W	6	0	N
1910	L	0	5	N
1911	W	4	0	N
1912	L	0	31	N
1913	L	0	14	N
1953	W	39	0	H

WEST VIRGINIA (1-1)

1996*	W	20	13	N
2008*	L	30	31	N


WESTERN CAROLINA (2-0)



BOWL GAME HISTORY



1947 Sugar Bowl New Orleans, La. Georgia 20, Carolina 10 January 1, 1947



The 1947 Sugar Bowl, which matched Carolina against Georgia, is one of the most famous Tar Heel games of the Charlie "Choo Choo" Justice years and produced one of the most controversial plays in bowl history.

Carolina was leading 7-0 in the third period when Bulldog defensive right end Joe Tereshinski intercepted a Tar Heel pass at the Georgia 24-yard line. He then flipped a lateral to Dick McPhee who raced 52 yards to the Carolina 14.

The Tar Heels argued the lateral was a forward one and the play should have been called back. However, the officials ruled differently. Georgia went on to score the tying touchdown on a quarterback sneak by Johnny Rauch.

Carolina's lone touchdown came on a Walt Pupa two-yard run following an interception by Tar Heel guard Bob Mitten.

The Tar Heels' last lead at 10-7 came on a Bob Cox field goal.

The Georgia game-winner came on a 67-yard touchdown pass from Trippi to Dan Edwards less than three minutes after the UNC field goal.

The Dawgs' Charley Trippi rushed for 77 yards, while Justice carried 18 times for 37 yards.

1947 SUGAR BOWL STATS

Georgia	0	0	13	7	—	20
Carolina	0	7	3	0	—	10

NC - Pupa 2 run (Cox kick)
GA - Rauch 1 run (Jernigan kick)
NC - Cox 27 FG
GA - Edwards 67 pass from Trippi (kick failed)
GA - Rauch 13 run (Jernigan kick)

	UGA	UNC
First Downs	12	17
Rushes-Yardage	44-175	46-166
Passing Yardage	81	59
Total Offense	256	225
Passes	3-14-1	8-14-1
Return Yardage	187	89
Punting Average	32.7	38.6
Fumbles Lost	1	0
Yards Penalized	50	30

Rushing

Carolina: Camp 8-68, Pupa 14-49, Justice 18-37, Romano 1-7, Fitch 4-5, Rodgers 1-0.

Georgia: Trippi 15-56, Smith 8-48, Maricici 5-27, Rauch 7-21, Gerri 3-13, McPhee 6-10

1949 Sugar Bowl New Orleans, La. Oklahoma 14, Carolina 6 January 1, 1949



The Tar Heels returned to the Sugar Bowl in 1949 and were defeated 14-6 by the University of Oklahoma, representing the Big Seven Conference. A record crowd of 85,000 turned out to see the Charlie Justice-led Tar Heels battle Bud Wilkinson's Sooners.

Carolina threatened early, advancing via a Justice to Art Weiner 23-yard pass play to the OU 15. Justice's next pass, however, was intercepted by linebacker Myrle Greathouse who rumbled 59 yards to the Carolina 13. Sooners' quarterback Jack Mitchell scored the first points of the day on a two-yard run.

The Heels capitalized on an OU fumble later in the first quarter and Justice marched the team down to the two, from where Hosea Rodgers scored. The conversion was wide right.

Carolina advanced to the OU eight late in the first half, but could not score.

The Sooners regained the lead for good in the third quarter. Quarterback Darrell Royal connected for 37 yards with Frankie Anderson and two plays later, Lindell Pearson ran it in from eight yards out.

Justice was brilliant, rushing for 84 yards and passing for another 57.

1949 SUGAR BOWL STATS

Oklahoma	7	0	7	0	—	14
Carolina	6	0	0	0	—	6

OK - Mitchell 2 run (Ming kick)
NC - Rodgers 2 run (kick failed)
OK - Pearson 8 run (Ming kick)

	OU	UNC
First Downs	14	12
Rushes-Yardage	65-186	32-128
Passing Yardage	43	78
Passes	1-3-0	8-19-2
Total Offense	229	206
Return Yardage	69	15
Punts-Average	6-36.8	8-38.0
Fumbles Lost	1	0
Yards Penalized	40	35

Rushing

Carolina: Justice 16-84, Rodgers 12-25, Highsmith 1-12, Kennedy 5-7.

Oklahoma: Heath 12-58, Thomas 19-51, Mitchell 17-31, Pearson 11-22, Royal 5-19, Jones 1-5.

Passing (Comp-Att-Int-Yds)

Carolina: Justice 6-13-1-57, Rodgers 2-6-1-21.

Oklahoma: Royal 1-1-0-43, Pearson 0-1-0-0, Mitchell 0-1-0-0.

Receiving

Carolina: Kennedy 4-25, Weiner 3-35, Cox 1-8.

Oklahoma: Anderson 1-43.

1950 Cotton Bowl Dallas, Texas Rice 27, Carolina 13 January 1, 1950



Charlie Justice had another great day in the 1950 Cotton Bowl, but it just wasn't enough as the Tar Heels fell to fifth-ranked Rice, 27-13. The Owls had a 9-1-0 record, while Carolina came in at 7-3 and was ranked 16th.

Rice and Carolina played to a scoreless draw in the opening quarter, but Rice opened the scoring in the second quarter when quarterback Tobin Rote hooked up with Billy Burkhalter for a 44-yard touchdown. Bobby Lantrip's three-yard run built a 14-0 halftime lead, and the Owls kept right on rolling in the third quarter.

On its second possession of the second half, Rice traveled 77 yards in six plays, capped by Rote's 17-yard scoring pass to "Froggie" Williams. Burkhalter made it 27-0 with a 12-yard fourth quarter score.

The Tar Heels got two touchdowns in the final eight minutes. Justice hit Paul Rizzo for a two-yard touchdown pass and then Rizzo ran it in from two yards.

Justice managed 59 yards rushing and another 63 in the air, while Art Weiner led the Tar Heels with five receptions for 41 yards. Billy Hayes topped the UNC rushing attack with 107 yards on 19 carries.

The 1950 Cotton Bowl marked the end of the "Choo-Choo" Justice era that began in 1946. The Tar Heels went 32-9-2 in that time and played in three major bowl games.

1950 COTTON BOWL STATS

Rice	0	14	7	6	—	27
Carolina	0	0	0	13	—	13

RI - Burkhalter 44 pass from Rote (Williams kick)
RI - Lantrip 3 run (Williams kick)
RI - Williams 17 pass from Rote (Williams kick)
RI - Burkhalter 12 run (kick failed)
NC - Rizzo 2 pass from Justice (kick failed)
NC - Rizzo 2 run (Williams kick)

	UNC	Rice
First Downs	16	18
Rushes-Yardage	48-174	54-226
Passing Yardage	80	152
Passes	9-22-1	11-19-1
Total Offense	254	378
Punts-Average	6-38.0	4-42.8
Fumbles-Lost	3-1	2-1
Penalties-Yardage	4-30	3-26

Rushing

Carolina: Hayes 19-107, Justice 16-59, Rizzo 10-8, Weiner 1-3, Clements 1-(-1), Gantt 1-(-2).

Rice: Burkhalter 16-74, Lantrip 14-63, Wyatt 14-51, Rote 6-24, Campbell 1-6, Proctor 1-3, Glauser 1-3, Silver 1-2.

Passing (Comp-Att-Int-Yds)

Carolina: Justice 7-14-0-63, Hayes 2-8-1-17.

Rice: Rote 9-17-1-140, Glass 2-2-0-12.

Receiving

Carolina: Weiner 5-41, Powell 2-24, Justice 1-8, Rizzo 1-7.

Rice: Williams 4-55, McCurry 3-18, Wyatt 2-22, Burkhalter 1-44, Taylor 1-13.



BOWL GAME HISTORY

1963 Gator Bowl Jacksonville, Fla. Carolina 35, Air Force 0 December 28, 1963



It had been 13 years since Charlie Justice had led Carolina to the 1950 Cotton Bowl, so when the Tar Heels got a chance to play in the 1963 Gator Bowl, they made the most of it. The Tar Heels walloped the Air Force, 35-0.

Ken Willard was the hero of the day. He ran for 94 yards on 18 carries and scored the first touchdown which keyed the run-away victory. When Willard wasn't running in this rout, he did his share of the offensive blocking.

Joe Robinson scored on a five-yard pass and also caught a two-yard conversion to give the Tar Heels a 20-0 lead at intermission.

Coach Jim Hickey's Tar Heels had 23 first downs to the Academy's 14, and piled up 370 yards in total offense compared to 260 for the Falcons.

Gary Black completed all six of his passes for 71 yards and one touchdown and he rushed for another score. Junior Edge was good on five of his nine throws for 42 yards.

Carolina finished the season 9-2, its best record in Hickey's eight years at the helm.

1963 GATOR BOWL STATS

Air Force	0	0	0	0	—	0
Carolina	6	14	8	7	—	35

NC - Willard 1 run (kick failed)
NC - Edge 6 run (pass failed)
NC - Robinson 5 pass from Black (Robinson pass from Black)
NC - Kesler 1 run (Lacey pass from Edge)
NC - Black 5 run (Chapman kick)

	AF	UNC
First Downs	14	23
Rushes-Yardage	29-95	50-251
Passing Yardage	165	119
Passes	14-36-5	12-21-0
Total Offense	260	370
Return Yardage	0	66
Punts	4-40.0	4-40.0
Fumbles-Lost	3-2	2-0
Penalties-Yardage	3-35	3-42

Rushing
Carolina: Willard 18-94, Kesler 9-32, Edge 7-29, Bowman 2-29, Black 4-28, Chapman 6-23, Westfall 2-9, Eason 1-5, Edwards 1-2.
Air Force: Isaacson 3-44, Amdor 4-12, Dyre 3-12, Lorber 2-11, Tollstam 2-7, Backus 1-6, Ritchie 1-2, Murray 1-2, Wargo 1-0, McArtor 1(-1).

Passing (Comp-Att-Int-Yds)
Carolina: Black 6-6-0-71, Edge 5-9-0-42, Kinney 1-6-0-6.
Air Force: Isaacson 9-23-3-85, Murphy 3-7-1-36, McArtor 2-5-1-44, Backus 0-1-0-0.

Receiving
Carolina: Lacey 3-35, Hammett 3-34, Robinson 2-21, Willard 2-13, Sigmon 1-10, Chapman 1-6.
Air Force: Greth 3-35, Puster 2-46, Greenlee 2-24, Spiegelhauer 2-14, Ross 1-18, Matthews 1-11, Ritchie 1-9, Stein 1-7, Jagers 1-1.

1970 Peach Bowl Atlanta, Ga. Arizona State 48, Carolina 26 December 30, 1970



The Tar Heels exploded for 26 second quarter points but couldn't hold off Arizona State in the final two quarters as the Sun Devils rallied for an exciting 48-26 victory before 52,126 fans at Grant Field.

Carolina spotted unbeaten ASU 14 points on a pair of touchdowns runs, from eight and 33 yards, by Bob Thomas.

Don McCauley got the Tar Heels on the scoreboard with a one-yard plunge set up by a long pass from Paul Miller to Ricky Lanier. ASU scored on its next series, though, on a 67-yard TD catch by J.D. Hill.

Carolina then scored the final three touchdowns of the first half to go into the intermission with a 26-21 lead. First, Miller passed 37 yards for a score to Tony Blanchard. Then McCauley rushed in from 17 yards out. And finally, the All-America McCauley scored again from four yards.

Arizona State dominated a second half which was played in a heavy Atlanta snowstorm and without Miller, who left with an injury.

Monroe Ely scored twice and Thomas reached the end zone for the third time in the Sun Devils' 27-point second half.

1970 PEACH BOWL STATS

Arizona State	7	14	20	7	—	48
Carolina	0	26	0	0	—	26

AS - Thomas 8 run (Ekstrand kick)
AS - Thomas 33 run (Ekstrand kick)
NC - McCauley 1 run (Craven kick)
AS - Hill 67 pass from Spagnola (Ekstrand kick)
NC - Blanchard 36 pass from Miller (Craven kick)
NC - McCauley 17 run (kick failed)
NC - McCauley 4 run (pass failed)
AS - Eley 8 run (Ekstrand kick)
AS - Holden 13 run (kick failed)
AS - Eley 5 run (Ekstrand kick)
AS - Thomas 2 run (Ekstrand kick)

	ASU	UNC
First Downs	22	13
Rushes-Yardage	55-306	53-131
Passing Yardage	145	123
Passes	9-24-2	6-17-2
Total Offense	451	254
Return Yardage	102	0
Punts-Average	3-42.3	10-27.3
Fumbles-Lost	4-2	2-1
Penalties-Yardage	1-5	4-45

Rushing
Carolina: McCauley 36-143, Hamlin 4-17, Oglesby 4-10, Jolley 1-0, Mansfield 4(-10), Lanier 1(-13), Miller 3(-16).
Arizona State: Eley 23-173, Thomas 22-124, Holden 1-13, Hurst 2-7, Emery 1-0, Spagnola 6(-11).

Passing (Comp-Att-Int-Yds)
Carolina: Miller 3-5-0-95, Mansfield 3-12-2-26.
Arizona St.: Spagnola 8-23-2-155, Hurst 1-1-0(-10).

Receiving
Carolina: Lanier 2-50, Perry 2-34, Blanchard 1-36, Jolley 1-3.
Arizona State: Hill 3-101, Petty 2-38, Holden 2-13, McClanahan 1-3, Eley 1(-10)

1971 Gator Bowl Jacksonville, Fla. Georgia 7, Carolina 3 December 31, 1971



For the first time since 1950, the Tar Heels were playing in a bowl game for the second consecutive season. This time, the Tar Heels would fall, 7-3, to the Georgia Bulldogs.

The game produced a bowl first — brothers coaching against each other. Bill Dooley led the Tar Heels and older brother Vince coached the Dawgs.

The game was a defensive struggle with all the points coming in the third quarter.

In the opening half, Carolina had the best chance as linebacker Jimmy Webster, voted the Tar Heels' MVP this day, blocked a punt out of bounds at the Georgia 24. A fumble, though, denied Carolina any points.

A pair of long runs by Lewis Jolley brought the Tar Heels down to the Georgia 16 on UNC's first possession of the second half. But a procedure penalty forced the Heels to settle for a 35-yard field goal by Ken Craven.

A 31-yard pass play from Andy Johnson to Roy Hunnicutt set up the Georgia touchdown. Jimmy Poulos, on the very next play following Hunnicutt's catch, took it in for a score from 25 yards. Poulos rushed for 161 yards on the afternoon and was named the Georgia MVP.

1971 GATOR BOWL STATS

Carolina	0	0	3	0	—	3
Georgia	0	0	7	0	—	7

NC - Craven 35 FG
GA - Poulos 25 run (Braswell kick)

	UNC	UGA
First Downs	9	13
Rushes-Yardage	51-115	51-238
Passing Yardage	66	84
Passes	6-14-1	6-17-0
Total Offense	181	322
Return Yardage	51	61
Punts-Average	10-46.6	10-34.8
Fumbles-Lost	2-1	2-1

Rushing
Carolina: Jolley 20-77, Hamlin 5-17, Sigler 3-7, Miller 2-7, Kirkpatrick 1-4, Hite 1-2, Leverenz 1-1.
Georgia: Poulos 20-161, Johnson 19-50, Bissell 3-11, Honeycutt 5-10, Lake 2-7, Ray 1-3, Shirer 1(-4).

Passing (Comp-Att-Int-Yds)
Carolina: Miller 6-14-1-66.
Georgia: Johnson 6-13-0-84, Ray 0-4-0-0.

Receiving
Carolina: Sigler 3-32, Jolley 2-9, Cowell 1-19, Leverenz 1-6.
Georgia: Hunnicutt 4-58, Greene 1-26, Shirer 1-0.

BOWL GAME HISTORY



1972 Sun Bowl El Paso, Texas Carolina 32, Texas Tech 28 December 30, 1972



Carolina capped an 11-1 season in the 1972 Sun Bowl by defeating Texas Tech, 32-28. Quarterback Nick Vidnovic brought the Tar Heels from behind with a late scoring drive which he capped by tossing a 13-yard touchdown pass to wing-back Ted Leverenz.

That play, with a minute to go in the game, gave UNC a 30-28 lead. Carolina added two points moments later as Ronnie Robinson sacked quarterback Joe Barnes in the end zone.

The Tar Heels led 9-0 in the second quarter on a field goal by Ellis Alexander and touchdown run by Dick Oliver. The Red Raiders rallied, however, for the next 21 points and a 21-9 lead. Vidnovic hit Leverenz for a 62-yard touchdown and Billy Hite carried it in from three yards to reestablish a 24-21 Carolina lead. Tech gained the advantage, 28-24, with 7:41 to play in the game.

Vidnovic completed 14 of 26 passes for 215 yards and two touchdowns. Ike Oglesby rushed for 71 yards and Sammy Johnson added 52.

The Red Raiders had a touchdown called back in the second quarter. All-America guard Donald Rives ran a blocked punt back for an apparent score, but Tech was flagged for unsportsmanlike conduct and the points were nullified.

1972 SUN BOWL STATS

Carolina	3	6	7	16	—	32
Texas Tech	0	7	14	7	—	28

NC - Alexander 32 FG
 NC - Oliver 22 run (kick failed)
 TT - Tillman 15 pass from Barnes (Grimes kick)
 TT - Smith 65 run (Grimes kick)
 TT - Smith 46 run (Grimes kick)
 NC - Leverenz 62 pass from Vidnovic (Alexander kick)
 NC - Hite 3 run (Leverenz pass from Vidnovic)
 TT - Smith 5 run (Grimes kick)
 NC - Leverenz 12 pass from Vidnovic (kick failed)
 NC - Safety (Barnes tackled in end zone)

	UNC	TT
First Downs	24	13
Rushes-Yardage	60-238	38-293
Passing Yardage	215	94
Passes	14-26-1	9-16-1
Total Offense	453	387
Return Yardage	18	105
Punts-Average	9-38.8	6-25.8
Fumbles-Lost	3-0	3-2
Penalties-Yardage	7-55	4-39

Rushing

Carolina: Oglesby 16-71, Johnson 13-52, Oliver 6-45, Kirkpatrick 6-27, Hite 5-20, Vidnovic 10-13, Leverenz 2-8, Jerome 1-3, Kupec 1-(-1).
Texas Tech: Smith 14-172, Hoskins 13-60, Barnes 7-48, Mosley 4-13.

Passing (Comp-Att-Int-Yds)

Carolina: Vidnovic 14-26-1-215.
Texas Tech: Barnes 9-16-0-94.

Receiving

Carolina: Leverenz 5-95, Bethea 3-34, Norton 2-42, Jerome 2-20, Waddell 1-15, Taylor 1-9.
Texas Tech: Samford 3-34, Tillman 2-31, Jobe 2-12, Jones 1-12, Mosley 1-5

1974 Sun Bowl El Paso, Texas Mississippi State 26, Carolina 24 December 28, 1974



Despite mounting 402 yards in total offense, the Tar Heels dropped a 26-24 decision to Mississippi State in a record-setting Sun Bowl.

Terry Vitrano's two-yard touchdown with 3:41 remaining was the game-winner. That capped a 16-play, 80-yard drive

which lasted nearly seven minutes.

Carolina had taken a 24-20 lead with 10:26 to play on an Ellis Alexander field goal.

The Bulldogs totaled a Sun Bowl record 499 yards in total offense — 455 of those yards came on the ground via the veer offense. Walter Packer rushed for 189 yards, Vitrano added 164 and quarterback Rocky Felker gained another 69.

The Tar Heels also got big ground gains from Mike Voight and James Betterson. Voight picked up 90 yards on 19 carries and Betterson chipped in with 84 on 17 rushes. But Voight was stopped a yard shy of a first down on Carolina's last offensive play of the game. Chris Kupec, who led the nation in pass completion percentage, connected with Jimmy Jerome for 29 yards and a touchdown.

1974 SUN BOWL STATS

Carolina	7	0	14	3	—	24
Mississippi State	7	3	10	6	—	26

MS - Packer 1 run (Nichels kick)
 NC - Betterson 1 run (Alexander kick)
 MS - Nichels 24 FG
 NC - Betterson 6 run (Alexander kick)
 MS - Packer 16 run (Nichels kick)
 NC - Jerome 29 pass from Kupec (Alexander kick)
 MS - Nichels 32 FG
 NC - Alexander 26 FG
 MS - Vitrano 2 run (kick failed)

	UNC	MS
First Downs	22	25
Rushes-Yardage	54-277	68-455
Passing Yardage	125	44
Passes	5-15-1	3-8-0
Total Offense	402	499
Return Yardage	3	10
Punts-Average	4-38.3	3-35.0
Fumbles-Lost	3-0	1-1
Penalties-Yardage	2-30	5-45

Rushing

Carolina: Voight 17-90, Betterson 19-84, Oliver 9-57, Lamens 4-32, Jerome 4-14, Kupec 1-(-10).
Mississippi State: Packer 24-183, Vitrano 20-164, Felker 14-69, Johnson 7-22, Smith 3-17.

Passing (Comp-Att-Int-Yds)

Carolina: Kupec 5-15-1-125.
Mississippi State: Felker 2-7-0-33, Johnson 1-1-0-11.

Receiving

Carolina: Norton 2-61, Jerome 2-42, Waddell 1-22.
Mississippi State: Lewis 2-27, Barkum 1-17.

1976 Peach Bowl Atlanta, Ga. Kentucky 21, Carolina 0 December 31, 1976



Playing without an injured Mike Voight, the Atlantic Coast Conference Player of the Year, the Tar Heels managed just five first downs and 108 yards total offense in a 21-0 loss to Kentucky.

Voight, who had rushed for 1,407 yards, injured his ankle in practice two days before the game when he stepped in a hole going out on a pass play. Ironically, Voight had caught just four passes the entire season.

The teams battled to a tie at the half, but Carolina thought it had put up points in the first quarter. On the Tar Heels' opening drive, Matt Kupec hit split end Walker Lee with a 50-yard touchdown pass, but officials ruled the Tar Heels offside and the play came back.

Early in the third quarter, Kentucky defensive end Bud Diehl knocked the ball from Kupec's grasp and the 'Cats recovered at the UNC 21. That set up the first of three rushing touchdowns by fullback Rod Stewart.

Stewart, who finished with 104 yards and the game's MVP trophy, added fourth quarter scores from 13 and three yards.

Subbing for Voight, freshman Doug Paschal led the Tar Heels with 41 yards rushing.

1976 PEACH BOWL STATS

Carolina	0	0	0	0	—	0
Kentucky	0	0	7	14	—	21

KY - Stewart 1 run (Pierce kick)
 KY - Stewart 13 run (Pierce kick)
 KY - Stewart 3 run (Pierce kick)

	KY	UNC
First Downs	19	5
Rushes-Yardage	70-318	41-84
Passing Yardage	16	24
Passes	2-9-1	3-15-3
Total Offense	334	108
Return Yardage	64	18
Punts-Average	8-34.6	7-33.7
Fumbles-Lost	4-2	3-2
Penalties-Yardage	7-55	2-10

Rushing

Carolina: Paschal 11-41, Johnson 7-23, Collins 2-14, Tedder 9-11, Loomis 3-9, Mabry 1-1, Banks 1-(-1); Kupec 7-(-14).
Kentucky: Stewart 19-104, Brooks 8-66, Hill 18-55, Woods 9-42, Ramsey 13-30, Gemmill 1-15, Servino 1-4, Hawkins 1-2.

Passing (Comp-Att-Int-Yds)

Carolina: Kupec 3-15-3-24.
Kentucky: Ramsey 2-8-0-16, Deaton 0-1-1-0.

Receiving

Carolina: Mabry 1-11, Lee 1-8, Williams 1-5.
Kentucky: Hill 1-13, Woods 1-3.



BOWL GAME HISTORY

1977 Liberty Bowl Memphis, Tenn. Nebraska 21, Carolina 17 December 19, 1977



No. 12 Nebraska scored two fourth quarter touchdowns and rallied for a 21-17 victory over 13th-rated North Carolina.

Reserve quarterback Randy Garcia came off the Cornhuskers' bench in the final period to toss a pair of touchdown passes, including a 33-yard game-winner

to Tim Smith with 3:16 left in the game. That came six plays after Nebraska recovered a fumble at the UNC 43.

Tar Heel quarterback Matt Kupec, voted the game's Most Valuable Player despite the loss, had led the Tar Heels to a 17-7 lead in the third quarter. Kupec, who connected on seven of his 11 passes, threw touchdown passes to Brooks Williams and Bob Loomis. Tom Biddle added Carolina's final points with 4:17 left in the third on a Liberty Bowl record 47-yard field goal.

Carolina led the nation in scoring defense in 1977, allowing just 7.4 points per game through the regular season. Nebraska was the only team to score more than 14 points against UNC all season.

Bill Dooley resigned in January 1978 to accept the dual position of head football coach and athletic director at Virginia Tech.

1972 LIBERTY BOWL STATS

Carolina	0	14	3	0	—	17
Nebraska	0	7	0	14	—	21

NC - Williams 12 pass from Kupec (Biddle kick)
NB - Donnell 15 run (Todd kick)
NC - Loomis 10 pass from Kupec (Biddle kick)
NC - Biddle 47 FG
NB - Craig 10 pass from Garcia (Todd kick)
NB - T. Smith 34 pass from Garcia (Todd kick)

	UNC	NEB
First Downs	17	21
Rushes-Yardage	55-164	52-206
Passing Yardage	93	161
Passes	8-13-1	14-17-0
Total Offense	257	367
Return Yardage	0	-1
Punts-Average	3-40.3	3-37.0
Fumbles-Lost	3-2	4-2
Penalties-Yardage	5-35	2-10

Rushing
Carolina: Paschal 16-77, Lawrence 8-35, Loomis 8-33, Johnson 6-16, Collins 2-8, Lee 1-(-2); Kupec 14-(-3).
Nebraska: Donnell 9-59, Hipp 18-52, Anthony 6-39, Berns 7-38, Sorley 8-21, Craig 1-5, Garcia 3-(-8).

Passing (Comp-Att-Int-Yds)
Carolina: Kupec 7-11-1-75, Lawrence 1-1-0-18, Lee 0-1-0-0.
Nebraska: Sorley 11-13-0-105, Garcia 3-3-0-56, T. Smith 0-1-0-0.

Receiving
Carolina: Williams 4-44, Paschal 1-16, Finn 1-16, Loomis 1-10, Collins 1-7.
Nebraska: T. Smith 4-78, Craig 4-53, Berns 2-9, Hipp 2-6, Spaeth 1-12, Miller 1-3.

1979 Gator Bowl Jacksonville, Fla. Carolina 17, Michigan 15 December 28, 1979



Matt Kupec completed 18 of 28 passes for 161 yards and one touchdown and Amos Lawrence rushed for 118 yards to lead North Carolina to a 17-15 win over Michigan.

Trailing 9-0, the Tar Heels rallied for the next 17 points and then held off a Michigan threat late in the game to post the first of Dick Crum's four consecutive bowl wins.

Carolina had two chances early on to score first, but high winds knocked down a pair of Jeff Hayes field goal attempts. Michigan did score first following a turnover and added a 53-yard touchdown reception by Anthony Carter to move ahead 9-0.

Doug Paschal put the Heels on the board with a two-yard touchdown. Early in the third, Kupec engineered a 16-play, 97-yard touchdown drive which culminated in a 12-yard pass to Phil Farris. Hayes added a 32-yard field goal in the fourth for a 17-9 UNC lead.

Michigan, thwarted once already in the fourth when Lawrence Taylor scooped up a loose ball, did manage another Carter touchdown with 1:28 left, but the two-point conversion pass to Carter fell short.

Kupec and Lawrence were named co-Most Valuable Players.

1979 GATOR BOWL STATS

Michigan	0	9	0	6	—	15
Carolina	0	7	7	3	—	17

UM - Virgil 20 FG
UM - Carter 53 pass from Wangler (kick failed)
NC - Paschal 1 run (Hayes kick)
NC - Farris 12 pass from Kupec (Hayes kick)
NC - Hayes 32 FG
UM - Carter 30 pass from Dickey (pass failed)

	UNC	UM
First Downs	20	18
Rushes-Yardage	51-169	42-152
Passing Yardage	161	328
Passes	18-28-0	17-26-2
Total Offense	330	480
Return Yardage	58	11
Punts-Average	6-45.4	6-35.1
Fumbles-Lost	3-2	2-2
Penalties-Yardage	6-74	8-87

Rushing
Carolina: Lawrence 23-118, Paschal 14-49, Johnson 3-8, Bryant 2-3, Kupec 9-(-9).
Michigan: Woolfolk 16-63, Smith 8-51, Dickey 11-42, Edwards 4-15, Cade 1-3, Wangler 2-(-22).

Passing (Comp-Att-Int-Yds)
Carolina: Kupec 18-28-0-161.
Michigan: Wangler 6-8-0-203, Dickey 11-18-2-125.

Receiving
Carolina: Lawrence 5-38, Chatham 5-37, Tucker 3-22, Farris 2-34, Grey 2-28, Paschal 1-2.
Michigan: Woolfolk 5-43, Carter 4-141, Marsh 3-46, Betts 3-41, Clayton 1-50, Cade 1-7.

1980 Bluebonnet Bowl Houston, Texas Carolina 16, Texas 7 December 31, 1980



Amos Lawrence rushed for 104 yards and one touchdown and the Tar Heel defense allowed just two first downs and 36 total yards in the second half as Carolina played error-free football to defeat Texas, 16-7, in the Bluebonnet Bowl.

Lawrence, the game's Most Valuable Offensive Player, scampered 59 yards for a touchdown on the Tar Heels' fourth play from scrimmage for a 7-0 lead. Following a Texas touchdown in the second quarter by Mike Luck, Carolina regained the advantage for good on a one-yard run by Kelvin Bryant.

Jeff Hayes converted a fumbled punt snap by the Longhorns into a 31-yard field goal with 2:03 to play in the third quarter.

The defense, which allowed 224 yards and 11 Texas first downs in the opening half, dominated the second 30 minutes. UNC safety Steve Streater was named the defensive MVP as he had an interception, recovered a fumble and also boomed a 63-yard punt, longest in Bluebonnet Bowl history.

Carolina's 11-1 record matched the best season in UNC history. The Tar Heels finished ranked eighth by the Associated Press and ninth by UPI.

1980 BLUEBONNET BOWL STATS

Carolina	6	7	3	0	—	16
Texas	0	7	0	0	—	7

NC - Lawrence 59 run (run failed)
UT - Luck 1 run (Goodson kick)
NC - Bryant 1 run (Hayes kick)
NC - Hayes 31 FG

	UNC	UT
First Downs	16	13
Rushes-Yardage	48-234	44-132
Passing Yardage	121	128
Passes	11-19-0	11-27-1
Total Offense	355	260
Return Yardage	30	14
Punts-Average	5-37.0	5-43.6
Fumbles-Lost	0-0	4-1
Penalties-Yardage	5-35	3-35

Rushing
Carolina: Lawrence 18-104, Bryant 15-82, Smith 1-31, Elkins 12-12, Sturdivant 1-4, Johnson 1-1.
Texas: Clark 11-47, Walls 1-42, Luck 12-33, Robinson 6-27, McIvor 7-12, Tate 3-6, Little 3-(-5), Goodson 1-(-6).

Passing (Comp-Att-Int-Yds)
Carolina: Elkins 11-18-0-121, Lawrence 0-1-0-0.
Texas: McIvor 11-27-1-128.

Receiving
Carolina: Chatham 4-54, Bryant 4-31, D. Powell 1-21, Sturdivant 1-11, Elkins 1-4.
Texas: Sampleton 4-49, Koenning 3-51, Luck 3-24, Robinson 1-4.

BOWL GAME HISTORY



1981 Gator Bowl Jacksonville, Fla. Carolina 31, Arkansas 27 December 28, 1981



Kelvin Bryant rushed for 148 yards and Ethan Horton added 144 to lead the Tar Heels to a 31-27 victory over Arkansas in the Gator Bowl.

Bryant and Horton shared Most Valuable Player honors, but it was a key defensive stop by seldom-used freshman Ronnie Snipes which saved the night for Carolina.

After building a 31-10 lead midway through the fourth quarter, Carolina watched as Arkansas rallied for two touchdowns and had the ball again inside Tar Heel territory with less than a minute to play. But on third down, Snipes, who had played just two previous downs in the contest, sacked quarterback Brad Taylor for a 17-yard loss.

The game was deadlocked at 10-10 at the half, but Carolina came right out to open the third quarter and put together a 13-play, 85-yard drive which was capped by Horton's one-yard scoring run.

UNC quarterback Rod Elkins scored on a one-yard sneak on the Tar Heels' next drive. He was set up by a 21-yard run by Horton and a 13-yard scamper by Bryant.

Horton then churned out 42 yards on six plays and went in from four yards out to give the Heels a 31-10 lead with 7:29 to play in the game.

The Razorbacks scored with 5:05 to play, recovered an onside kick and scored again with 2:44 left. UNC punter Jeff Hayes took an intentional safety with 1:44 to play. That gave the ball back to Arkansas and set up Snipes' defensive gem.

1981 GATOR BOWL STATS

Carolina	3	7	14	7	—	31
Arkansas	7	3	0	17	—	27

NC - Barwick 31 FG
AR - Holloway 66 pass from Taylor (Lahay kick)
NC - Bryant 1 run (Hayes kick)
AR - Lahay 28 FG
NC - Horton 1 run (Hayes kick)
NC - Elkins 1 run (Hayes kick)
NC - Horton 4 run (Hayes kick)
AR - Clark 3 run (Clark pass from Taylor)
AR - Mason 7 pass from Taylor (Lahay kick)
NC - Safety (Hayes stepped out of end zone)

	UNC	ARK
First Downs	21	16
Rushes-Yardage	65-283	38-89
Passing Yardage	53	307
Passes	7-17-0	14-29-1
Total Offense	336	396
Return Yardage	38	36
Punts-Average	6-41.9	6-35.5
Fumbles-Lost	3-1	2-1
Penalties-Yardage	8-55	3-44

Rushing
Carolina: Bryant 27-148, Horton 27-144, Anthony 3-17, Jones 1-1, Hayes 1(-10); Elkins 6(-17).
Arkansas: Clark 10-40, Tolbert 5-27, Anderson 7-18, Pierce 5-14, Taylor 11(-10).

Passing (Comp-Att-Int-Yds)
Carolina: Elkins 7-17-0-53.
Arkansas: Taylor 14-29-307-1.

Receiving
Carolina: Bryant 3-24, Richardson 2-15, Anthony 1-7, Jones 1-7.
Arkansas: Anderson 5-85, Holloway 4-171, Clark 1-17, Mistler 1-10, Kidd 1-10, Mason 1-7, Pierce 1-7.

1982 Sun Bowl El Paso, Texas Carolina 26, Texas 10 December 25, 1982



North Carolina scored the final 23 points of the game in the final quarter and held seventh-ranked Texas to 48 total yards in the second half as the Tar Heels became the first ACC team to win four consecutive bowl games.

Ethan Horton was the offensive star of the game, rushing for 119 yards in the second half as Carolina won 26-10. He replaced injured starter Kelvin Bryant, who totaled 45 yards before leaving the game with an injured ankle.

Trailing 10-3 after three quarters, the Tar Heels vaulted into the lead via three consecutive field goals. Sophomore walk-on Rob Rogers, who had connected from 53 yards in the second quarter, hit a 47-yard field goal with 14:51 to play to narrow the Texas lead to 10-6. Brooks Barwick was then successful from 24 and 42 yards, the latter putting the Heels into the lead at 12-10 with 4:56 left.

Horton tacked on a three-yard touchdown with 2:17 remaining and Mike Wilcher fell on a loose ball in the end zone for another touchdown with 1:35 to play.

The defensive series of the game came five minutes into the third quarter with Texas leading 10-3 and with the ball, third-and-goal at the Carolina one. Two times, Texas fullback Ervin Davis tried to find the end zone, but twice he was hurled back. First, it was Wilcher who made the hit and then on 4th-and-goal, Greg Poole made the stop which changed the game.

The Christmas Day affair was played with intermittent snow flurries and a wind-chill reading that hovered around 12 degrees.

1982 SUN BOWL STATS

Carolina	0	3	0	23	—	26
Texas	7	3	0	0	—	10

TX - Mullins recovers blocked punt in end zone (Allegre kick)
NC - Rogers 53 FG
TX - Allegre 24 FG
NC - Rogers 47 FG
NC - Barwick 24 FG
NC - Barwick 42 FG
NC - Horton 3 run (Barwick kick)
NC - Wilcher recovers fumble in end zone (Barwick kick)

	UNC	UT
First Downs	15	10
Rushes-Yardage	67-224	44-80
Passing Yardage	10	50
Passes	3-11-0	6-23-1
Total Offense	234	130
Return Yardage	0	19
Punts-Average	6-25.2	5-32.8
Fumbles-Lost	3-3	2-2
Penalties-Yardage	4-20	2-20

Rushing
Carolina: Horton 27-119, Bryant 15-45, Colson 8-38, Winfield 2-18, Anthony 8-14, Moon 1-3, Stankavage 5(-2); Lowe 1(-1).
Texas: Clark 14-56, Luck 7-32, Orr 6-18, Davis 8-10, Robinson 1-3, Walls 2(-11); Dodge 6(-28).

Passing (Comp-Att-Int-Yds)
Carolina: Stankavage 3-11-0-10.
Texas: Dodge 6-22-1-50, Davis 0-1-0-0.

Receiving
Carolina: Anthony 1-4, Bryant 1-3, Harrison 1-3.
Texas: Micho 2-18, Orr 2-11, Mullins 1-14, Robinson 1-7.

1983 Peach Bowl Atlanta, Ga. Florida State 28, Carolina 3 December 30, 1983



Florida State scored the first two times it had the ball and penalties and turnovers cost the Tar Heels dearly, as the Seminoles whipped Carolina 28-3 in a miserably cold and half-empty Peach Bowl.

Played before only 25,648 fans in low-20 degree temperatures, the Peach Bowl loss snapped the Tar Heels' consecutive bowl-game winning streak at four.

The Seminoles held the Tar Heels' running game to just 32 yards and three first downs. One thousand-yard rushers Ethan Horton and Tyrone Anthony were held to 30 and 27 yards, respectively.

Florida State quarterback Eric Thomas, making his first start, connected with Weegie Thompson on touchdown passes on the 'Noles first two series.

Midway through the second quarter, the Tar Heels fumbled away a punt at their own 16 and FSU converted via a 1-yard touchdown run.

Carolina put up its only points of the day on Brooks Barwick's 36-yard field goal.

The loss was the fourth in the final five games of the season and ended a season in which Carolina had been ranked third in the nation.

1983 PEACH BOWL STATS

Carolina	0	0	0	3	—	3
Florida State	14	7	0	7	—	28

FS - Thompson 15 pass from Thomas (Hall kick)
FS - Thompson 18 pass from Thomas (Hall kick)
FS - Snipes 1 run (Hall kick)
NC - Barwick 36 FG
FS - Thomas 1 run (Hall kick)

	FSU	UNC
First Downs	23	16
Rushes-Yardage	59-265	26-32
Passing Yardage	99	166
Passes	7-13-1	18-40-0
Total Offense	364	198
Return Yardage	9	0
Punts-Average	6-38.8	6-45.2
Fumbles-Lost	3-0	4-1
Penalties-Yardage	6-34	7-60

Rushing
Carolina: Horton 9-30, T. Anthony 9-27, Littlejohn 2-5, Jones 1(-2) Griffin 1(-9); Stankavage 4(-19).
Florida State: Allen 17-97, Jones 20-79, Thomas 13-41, Snipes 8-37, Hester 1-11.


Passing (Comp-Att-Int-Yds)
Carolina: Stankavage 17-39-0-150, T. Anthony 1-1-0-16.
Florida State: Thomas 7-13-1-99.

Receiving
Carolina: Winfield 4-55, Franklin 3-34, T. Anthony 3-17, Horton 3-11, Smith 2-21, Stankavage 1-16, Griffin 1-11, Littlejohn 1-1.
Florida State: Pantone 3-48, Thompson 2-33, Allen 2-18.



BOWL GAME HISTORY

1986 Aloha Bowl Honolulu, Hawaii Arizona 30, Carolina 21 December 27, 1986



Arizona converted four North Carolina fumbles into 20 points and then held off a furious Tar Heel rally in the fourth quarter to win the 1986 Aloha Bowl, 30-21.

Carolina dug itself a 30-0 hole and did not put points on the board until freshman tailback Torin Dorn broke a 58-yard touchdown run with 2:19 left in the third quarter.

The Tar Heels fumbled five times in the first three periods and the Wildcats turned them into two touchdowns and two field goals.

Following Dorn's electrifying run, the Tar Heels quickly moved back within striking distance with two more touchdowns in the next seven minutes.

Mark Maye hit Randy Marriott with a six-yard touchdown pass after a Norris Davis interception and then followed a Davis punt block with a two-yard scoring run of his own to narrow the margin to 30-21 with 9:10 to play.

That, however, was as close as Carolina could challenge. A couple of dropped passes thwarted two more Carolina drives.

Dorn was the game's leading ground-gainer, rushing for 101 yards on only seven carries. Maye completed 17 of 34 passes for 171 yards; he hooked up with Eric Starr a game-high seven times for 53 yards.

1986 ALOHA BOWL STATS

Arizona	0	13	17	0	--	30
Carolina	0	0	7	14	--	21

UA - Coston 31 FG
 UA - Adams 1 run (Coston kick)
 UA - Coston 38 FG
 UA - Valder 52 FG
 UA - Horton 13 pass from Jenkins (Coston kick)
 UA - Greathouse 5 run (Coston kick)
 NC - Dorn 58 run (Gliarmis kick)
 NC - Marriott 6 pass from Maye (Gliarmis kick)
 NC - Maye 2 run (Gliarmis kick)

	UA	UNC
First Downs	15	18
Rushes-Yardage	51-137	40-197
Passing Yardage	187	178
Passes	12-23-1	18-35-0
Total Offense	324	375
Return Yardage	51	6
Punts-Average	7-31.4	6-36.5
Fumbles-Lost	3-1	5-5
Penalties-Yardage	6-45	3-25

Rushing
Carolina: Dorn 7-101, Starr 19-54, Maye 9-24, Lopp 3-13, Hall 2-5.
Arizona: Adams 23-81, Greathouse 6-18, Webb 3-14, McLemore 4-11, Prior 4-5, Hill 1-5, Knox 1-3, Crouch 3-1, Jenkins 6-(-1).

Passing (Comp-Att-Int-Yds)
North Carolina: Maye 17-34-0-171, Hall 1-1-0-7.
Arizona: Jenkins 12-23-1-187.

Receiving
Carolina: Starr 7-53, E. Lewis 3-24, Streater 2-39, Lopp 2-5, Thompson 1-30, Smith 1-15, Marriott 1-6, Truitt 1-6.
Arizona: Adams 3-77, Fairholm 2-24, Lotti 1-25, Hill 1-16, Horton 1-13, Hanawalt 1-11, Greathouse 1-8, K. Lewis 1-8, Prior 1-4.

1993 Peach Bowl Atlanta, Ga. Carolina 21, Mississippi State 17 January 2, 1993



Defensive MVP Bracey Walker blocked consecutive third-quarter punts, returning one of them for the tying touchdown, and forced a fourth quarter interception which Cliff Baskerville returned 44 yards for a touchdown to lead Carolina to a 21-17 Peach Bowl win over Mississippi

State.

Walker's heroics capped a fierce second-half comeback in which the Tar Heels came from 14 points behind to score three times, although just once on an offensive possession.

MSU took a two-touchdown lead in the first quarter and had two more scores in the second quarter called back due to holding penalties.

Carolina regrouped at halftime, however, and cut the lead to 14-7 just six plays into the third quarter. Mike Thomas connected with Bucky Brooks for a 53-yard completion on the fourth play of the half and Natrone Means scored from a yard out two snaps later.

Means led the Tar Heel offense with 128 yards rushing and was named the game's Offensive MVP.

Later in the third quarter, Walker blocked a punt but Carolina's field goal try was unsuccessful. On the next series UNC again forced the Bulldogs to punt and this time Walker blocked the kick, picked up the loose ball and raced 24 yards untouched for the tying score.

Early in the final quarter Walker forced a midair loose ball with a jarring hit and Baskerville plucked the ball out of the air and sprinted 44 yards down the left sideline for what proved to be the winning score.

1993 PEACH BOWL STATS

Carolina	0	0	14	7	--	21
Mississippi State	14	0	0	3	--	17

MS - Truitt 2 pass from Plump (Gardner kick)
 MS - Roberts 22 run (Gardner kick)
 NC - Means 1 run (Pignetti kick)
 NC - Walker 41 blocked punt return (Pignetti kick)
 NC - Baskerville 44 interception return (Pignetti kick)
 MS - Gardner 46 FG

	UNC	MS
First Downs	13	24
Rushes-Yardage	36-149	41-144
Passing Yardage	106	296
Passes	7-17-2	25-45-2
Total Offense	255	450
Return Yardage	106	20
Punts-Average	6-38.2	5-22.0
Fumbles-Lost	1-1	1-0
Penalties-Yardage	4-36	9-87

Rushing
Carolina: Means 21-128, Faulkerson 4-9, M. Thomas 9-6, Jordan 1-3, Brooks 1-3.
Mississippi State: Roberts 9-64, M. Davis 10-32, James 6-24, Prince 5-19, Jordan 1-9, Hudson 1-5, Truitt 1-0, Plump 8-(-9).

Passing (Comp-Att-Int-Yds)
Carolina: M. Thomas 7-16-2-106, Jerry 0-1.
Mississippi State: Plump 24-40-2-287, Jordan 1-4-0-9, Hudson 0-1.

Receiving
Carolina: Brooks 2-60, Jerry 2-20, Means 1-15, Holliday 1-13, Felton 1-(-2)
Mississippi State: Harris 8-127, Roberts 5-49, Truitt 3-31, Prince 2-23, Clanton 2-21, James 2-0, Ward 1-20, Jones 1-16, Knight 1-9.

1993 Gator Bowl Jacksonville, Fla. Alabama 24, Carolina 10 December 31, 1993



Quarterback Brian Burgdorf threw for two touchdowns and ran for another to lead 18th-ranked and defending national champion Alabama to a 24-10 victory over 11th-ranked Carolina in Outback Steakhouse Gator Bowl.

Corey Holliday caught nine passes for 125 yards and was UNC's MVP.

After a scoreless first period, Alabama took the lead on a 22-yard field goal by Michael Proctor. Carolina quarterback Jason Stanicek then led a seven-play, 80-yard touchdown drive in just 1:36 to take the lead, 7-3, on the ensuing possession. Stanicek hit Holliday with completions of 29 and 22 yards and executed one of his trademark option pitches to freshman tailback Leon Johnson for an 18-yard gain. William Henderson plunged in from a yard out for the lead.

The Crimson Tide went up 10-7 Burgdorf scored from 33 yards out on a quarterback draw.

With 1:44 left before intermission, Stanicek led what would be the final Tar Heel scoring drive. He hit Holliday with passes of 12 and nine yards and Curtis Johnson ran twice for 20 yards before the drive stalled and Tripp Pignetti hit a 23-yard field goal to tie the game at 10.

The Alabama defense was the key to the game, holding UNC to a season-low 42 net yards rushing on 25 carries. Carolina could only muster 40 total yards and four first downs in the second half.

1993 GATOR BOWL STATS

Carolina	0	10	0	0	--	10
Alabama	0	10	7	7	--	24

AL-Proctor 22 FG
 NC-Henderson 1 run (Pignetti kick)
 AL-Burgdorf 33 run (Proctor kick)
 NC-Pignetti 23 FG
 AL-Lynch 8 pass from Burgdorf (Proctor kick)
 AL-Key 10 pass from Burgdorf (Proctor kick)

	UNC	AL
First Downs	14	21
Rushes-Yardage	25-91	46-208
Passing Yardage	225	166
Passes	19-35-0	15-23-0
Total Offense	267	330
Return Yardage	20	4
Punts-Average	7-30.1	6-40.0
Fumbles-Lost	1-1	3-0
Penalties-Yardage	1-15	4-34

Rushing
Carolina: C. Johnson 6-27, L. Johnson 2-24, Stanicek 12-2, Henderson 4-1, Brooks 1-(-12).
Alabama: Williams 18-94, Burgdorf 6-48, Steger 6-24, Palmer 1-13, Anderson 7-11, Kitchens 1-(-1), Lynch 5-(-2), Lee 2-(-23).

Passing (Comp-Att-Int-Yds)
Carolina: Stanicek 19-35-0-225.
Alabama: Burgdorf 15-23-0-166.

Receiving
Carolina: Holliday 9-125, L. Johnson 3-24, F. Jones 2-55, C. Johnson 1-6, Brooks 1-5, Henderson 1-4, Montoro 1-3, Wall 1-3.
Alabama: Palmer 5-62, Key 3-33, Anderson 3-13, T. Johnson 2-40, Lee 1-10, Lynch 1-8.

BOWL GAME HISTORY



1994 Sun Bowl El Paso, Texas Texas 35, Carolina 31 December 30, 1994



Priest Holmes rushed for 161 yards and four touchdowns, including the game-winner with 1:17 to play, to lead Texas to a 35-31 win over the Tar Heels before a Sun Bowl record crowd of 50,612.

Holmes' four-touchdown performance wrestled away MVP honors from UNC quarterback Mike Thomas, who had the finest passing day of his career. Thomas completed 23 of 39 passes for 298 yards and two touchdowns. He set UNC bowl game records for completions and yards and tied the mark with two scoring tosses. He was 15 for 19 in the first half and completed 20 of 29 before a final desperation drive.

Wide receivers Marcus Wall and Octavus Barnes were two more standouts for the Tar Heels. Wall was selected the game's Most Valuable Special Teams Player. He gave the Tar Heels a 24-21 lead in the fourth quarter when he returned a punt 82 yards for a touchdown.

Barnes set UNC bowl game records for most catches and yards with nine receptions for 165 yards and one score. The 165 yards were also the most in Sun Bowl history.

With Carolina up, 31-21, Texas quickly went on a 68-yard touchdown drive in only 2:38. On the next series, Texas took over at its own 32 and drove 68 yards in 10 plays for the winning score. Holmes carried the last three plays on the drive for nine, two and finally the five yard touchdown run.

1994 SUN BOWL STATS

Carolina	7	10	0	14	—	31
Texas	7	14	0	14	—	35

UNC - C. Johnson 11 run (Pignetti kick)
 UT - Holmes 1 run (Dawson kick)
 UT - Watkins 8 fumble recovery (Dawson kick)
 UNC - Pignetti 25 FG
 UT - Holmes 1 run (Dawson kick)
 UNC - Wall 8 pass from M. Thomas (Pignetti kick)
 UNC - Wall 82 punt return (Pignetti kick)
 UNC - Barnes 50 pass from M. Thomas (Pignetti kick)
 UT - Holmes 9 run (Dawson kick)
 UT - Holmes 5 run (Dawson kick)

	UNC	UT
First Downs	25	26
Rushes-Yards	44-180	44-229
Passing Yardage	298	196
Passing (C-A-I)	23-40-1	15-32-1
Plays-Total Offense	84-478	76-425
Return Yardage	103	76
Punts	5-35.4	6-35.8
Fumbles-Lost	2-1	3-1
Penalties/Yardage	6/58	7/55
Time of Possession	28:45	31:15

Rushing

Carolina: C. Johnson 17-70, L. Johnson 15-70, Henderson 5-16, Wall 2-30, M. Thomas 3-4, Marshall 1(-1), Stanicek 1(-9)
Texas: Holmes 27-161, Walker 9-19, Brown 7-43, E. Jackson 1-6

Passing (Comp-Att-Int-Yds)

Carolina: M. Thomas 23-39-1-298-2, Stanicek 0-1
Texas: Brown 15-31-1-196-0, Brown 0-1

Receiving

Carolina: Barnes 9-165, Wall 7-82, Henderson 3-42, L. Johnson 3-13, C. Johnson 1(-4)
Texas: Fitzgerald 6-60, Pinkney 3-29, Holmes 2-44, C. Jackson 1-34, E. Jackson 1-12, Walker 1-12, Kemp 1-5

1995 Carquest Bowl Miami, Fla. Carolina 20, Arkansas 10 December 30, 1995



Leon Johnson rushed for a Carolina bowl record 195 yards and Mike Thomas threw for two scores as the Tar Heels knocked off Arkansas, 20-10, in the Carquest Bowl.

Johnson's 195-yard effort topped the previous high of 148 yards by Kelvin Bryant, also against Arkansas, in the 1981 Gator Bowl. Johnson had just 23 yards on eight carries in the first half, but exploded for 172 yards in the second half.

All-America tackle Marcus Jones capped his career with four tackles for losses, including a quarterback sack on Arkansas' last play from scrimmage - his final collegiate play.

Trailing by a touchdown the Tar Heels quickly moved into position to tie the game. On third-and-long quarterback Mike Thomas rolled right, threw back across the field to Ashford, who sprinted around the left flank into the end zone.

The Razorbacks managed to take a 10-7 lead in the third quarter on a 26-yard field goal by Latourette. Two series later Carolina went into the lead for good. On third-and-eight from the 28, Thomas ran the option around the right corner, turned upfield and then pitched the ball to Johnson, who was trailing the play perfectly. Johnson ran untouched for a 28-yard, go-ahead score.

1995 CARQUEST BOWL STATS

Arkansas	7	0	3	0	—	10
Carolina	7	0	13	0	—	20

ARK - Lucas 25 pass from Lunney (Latourette kick)
 UNC - Ashford 18 pass from M. Thomas (Welch kick)
 ARK - Latourette 26 FG
 UNC - L. Johnson 28 run (Welch kick)
 UNC - Stevens 87 pass from M. Thomas

	ARK	UNC
First Downs	26	20
Rushes-Yards	44-162	49-242
Passing Yardage	227	177
Passing (C-A-I)	16-35-2	10-23-0
Plays-Total Offense	79-389	72-419
Return Yardage	(-1)	34
Punts	4-38.8	4-32.5
Fumbles-Lost	1-1	0-0
Penalties-Yardage	3-36	4-31
Time of Possession	30:03	29:07

Rushing

Carolina: L. Johnson 29-195, Wall 2-15, Watson 6-13, M. Thomas 7-8, Parquet 3-6, Geter 1-3, McGregor 1-2
Arkansas: M. Johnson 29-136, Lunney 14-19, Meadors 1-7

Passing (Comp-Att-Int-Yds-TD)

Carolina: M. Thomas 10-23-0-177-2
Arkansas: Lunney 16-35-2-227-1

Receiving

Carolina: Ashford 3-38, Barnes 3-21, Stevens 1-87, N. Brown 1-19, Watson 1-12, L. Johnson 1-0
Arkansas: Meadors 7-101, Eubanks 3-45, Heringer 3-42, M. Johnson 2-14, Lucas 1-25

1997 Gator Bowl Jacksonville, Fla. Carolina 20, West Virginia 13 January 1, 1997



Oscar Davenport, starting in place of injured first-team all-conference quarterback Chris Keldorf, completed 14 of 26 passes for 175 yards and one touchdown as Carolina defeated West Virginia 20-13 in the 52nd annual Toyota Gator Bowl.

Davenport, who also rushed for one touchdown, was named the game's MVP.

Carolina broke the scoring drought early in the second quarter when Davenport found Octavus Barnes in the back corner of the end zone on an 18-yard pass. As time was running down in the first half, Davenport and Leon Johnson led the Tar Heels on a five-play touchdown drive. Johnson caught a pass for 13 yards and rushed twice for 19 yards in the drive. Davenport scored on a 5-yard option keeper for a 17-3 lead.

West Virginia opened the second-half scoring with a 34-yard touchdown pass to close within seven points. A fumble recovery by Greg Williams ended one WVU threat, but West Virginia had one last chance to tie the game late in the fourth quarter. Carolina stopped the Mountaineers on 4th-and-6 at the UNC 24 with just under two minutes remaining.

Dre' Bly, Carolina's consensus first-team All-America, picked off two second-half passes. Carolina's defense forced four West Virginia turnovers; the Mountaineers had 10 in 11 regular-season games.

1997 GATOR BOWL STATS

Carolina	0	17	3	0	—	20
West Virginia	0	3	7	3	—	13

UNC - Barnes 18 pass from Davenport (McGee kick) (13:05, 2nd)
 UNC - McGee 22-yard field goal (10:44, 2nd)
 WVU - Taylor 47-yard field goal (2:24, 2nd)
 UNC - Davenport 5 run (McGee kick) (1:15, 2nd)
 WVU - Saunders 34 pass from Johnston (Taylor kick) (12:06, 3rd)
 UNC - McGee 20-yard field goal (5:31, 3rd)
 WVU - Taylor 47-yard field goal (8:18, 4th)

	UNC	WVU
First Downs	19	21
Rushes-Yards	36-66	42-114
Passing Yardage	197	175
Passing (C-A-I)	17-34-3	14-26-0
Plays-Total Offense	70-263	68-289
Return Yardage	40	27
Punts (No.-Avg.)	3-41.0	7-38.3
Fumbles-Lost	0-0	0-0
Penalties/Yardage	4-52	9-63
Time of Possession	31:32	28:28

Rushing

UNC: Johnson 25-79, Davenport 14-31, Linton 2-4, Watson 1-0
WVU: Zereoue 21-63, White 6-16, Swoope 4-6, Johnston 5(-19)

Passing (Comp-Att-Int-Yds-TD)

UNC: Davenport (14-26-0-175-1)
WVU: Johnston (17-34-3-197-1)


Receiving

UNC: N. Brown 3-62, Johnson 3-33, F. Jones 4-32, Stevens 2-25, Barnes 1-18, Watson 1-5
WVU: Saunders 9-130, Vanterpool 5-56, Swoope 1-10, White 2-1



BOWL GAME HISTORY

1998 Gator Bowl Jacksonville, Fla. Carolina 42, Virginia Tech 3 January 1, 1998



Chris Keldorf threw for 290 yards and three scores and Carolina's defense and special teams added touchdowns as the Tar Heels pounded Virginia Tech, 42-3, in the Toyota Gator Bowl.

The victory, UNC's most lopsided in a bowl game, secured a No. 4 final ranking in the

coaches' poll for the 11-1 Tar Heels. The game was Carl Torbush's first as Carolina's head coach. Torbush, UNC's defensive coordinator the past 10 years, was elevated to head coach on December 8th after Mack Brown accepted the same position at the University of Texas.

Keldorf completed 17 of 28 passes, including touchdown throws of 62 and 14 yards to wide receiver Octavus Barnes and four yards to fullback Jamie Carrick.

Carolina amassed 427 total yards and held the Hokies to just 185 yards. Leading 3-0, Keldorf hit Barnes with a 62-yard bomb down the left sideline for a 10-0 lead. Later in the first quarter, Carolina forced Virginia Tech to punt deep in Hokie territory. Quinton Savage blocked the punt and Dre' Bly scooped it up at the 6-yard line and scored for a 16-0 UNC advantage.

One minute and 10 seconds after Bly's touchdown, Ellis fell on a loose ball in the Tech end zone for another touchdown. Carolina scored 16 first-quarter points in the entire regular season, but scored 16 in the first quarter of the Gator Bowl and six more just seven seconds into the second quarter.

The 42 points were the most in UNC postseason history and the three touchdown passes by Keldorf set a UNC bowl game record.

1998 GATOR BOWL STATS

Virginia Tech	0	0	3	0	—	3
Carolina	16	6	6	14	—	42

UNC- McGee 29-yard field goal (3:01, 1st)
 UNC- Barnes 62 pass from Keldorf (McGee kick) (6:07, 1st)
 UNC- Bly 6-yard blocked punt return (kick failed) (1:03, 1st)
 UNC- Ellis fumble recovery (conversion failed) (14:53, 2nd)
 UNC- Linton 1-yard run (kick failed) (9:43, 3rd)
 VT- Graham 40-yard field goal (4:37, 3rd)
 UNC- Barnes 14-yard pass from Keldorf (McGee kick) (14:55, 4th)
 UNC- Carrick 4-yard pass from Keldorf (McGee kick) (5:01, 4th)

	UNC	VT
First Downs	18	14
Rushes-Yards	37-124	40-161
Passing Yardage	318	90
Passing (C-A-I)	18-29-0	13-25-0
Plays-Total Offense	66-427	65-185
Return Yardage	25	11
Punts (No.-Avg.)	3-40.3	6-30.8
Fumbles-Lost	0-0	6-3
Penalties/Yardage	6-61	4-36
Time of Possession	29:31	30:29

Rushing

UNC: Linton 20-68, Geter 7-25, Williams 5-24, Keldorf 5 (-8)
 VT: Oxendine 10-39, Scales 1-29, Pegues 7-27, Sorensen 10-19, Parker 4-2, Hawkins 1-1, Clark 7 (-22)

Passing (Comp-Att-Int-Yds-TD)

UNC: Keldorf (17-28-0-290-3); Schmitz (1-1-0-28-0)
 VT: Clark (9-17-0-66-0); Sorensen (4-8-0-24-0)

Receiving

UNC: Barnes 3-89; Linton 6-81, Crumpler 5-77, N. Brown 2-39, Simmons 1-28, Carrick 1-4
 VT: Parker 4-32, Stuewe 2-24, Harrison 4-21, Scales 1-13, Ellison 1-3, Oxendine 1 (-3)

1998 Las Vegas Bowl Las Vegas, Nev. Carolina 20, San Diego State 13 December 19, 1998



Ronald Curry rushed for a season-high 93 yards and a touchdown, punter Brian Schmitz was outstanding despite windy conditions and the Tar Heel defense did not allow a TD in the last 59 minutes as Carolina defeated San Diego State, 20-13.

Curry, the game's Most Valuable Offensive Player, gave Carolina the lead for good with a 48-yard touchdown run on the final play of the opening quarter. He rushed for 93 yards on 10 carries and accounted for 96 of Carolina's 196 total offense yards, despite playing just four series.

The game was played with winds gusting to 47 miles per hour. Passing was almost impossible. In fact, Carolina won the game despite completing just four passes for 33 yards.

Schmitz averaged 44.0 yards on five punts and pinned the Aztecs inside their own 11-yard line four times. Late in the second quarter, Schmitz unloaded a 66-yard punt into the wind.

San Diego State took an early 7-0 lead in the first minute of the game before the Tar Heels scored 20 unanswered points to close the first half. After two second-half field goals cut it to 20-13, the Aztecs had one final chance to tie the game. With just over a minute left, Dre' Bly broke up a pass in the end zone. On the following play, Brandon Spoon tipped Brian Russell's pass in the air and the ball was intercepted at the goal line by Keith Newman with 59 seconds remaining.

1998 LAS VEGAS BOWL STATS

San Diego State	7	3	0	3	—	13
Carolina	12	8	0	0	—	20

SDSU- Mitchell 60 fumble run (Tandberg kick) (14:33, 1st)
 NC- McGee 32 FG (8:32, 1st)
 NC- McGee 23 FG (2:00, 1st)
 NC- Curry 48 run (kick missed) (0:00, 1st)
 NC- Bomar receivers blocked punt in end zone (Bailey pass from Davenport) (12:34, 2nd)
 SDSU - Tandberg 32 FG (2:16, 3rd)
 SDSU - Tandberg 38 FG (3:51, 4th)

	SDSU	UNC
First Downs	20	8
Rushes-Yards	49-193	37-163
Passing Yardage	102	33
Passing (C-A-I)	11-23-1	4-13-0
Plays-Total Offense	72-295	50-196
Punts (No.-Avg.)	7-24.1	5-44.0
Fumbles-Lost	3-0	1-1
Penalties/Yardage	4/36	6/73
Time of Possession	33:47	26:13

Rushing

UNC: Curry 10-93, Saunders 17-39, Dyer 4-15, Stevens 1-9, Robinson 3-6, Davenport 2-1
 SDSU: Lewis 25-61, Russell 13-41, Ned 9-25, Reyes 1-18, Gourdine 1 (-12), Mitchell 0-60

Passing (Comp-Att-Int-Yds-TD)

Carolina- Davenport 3-11-0-30-0, Curry 1-2-0-3-0
 San Diego State- Russell 10-22-1-99-0, Lewis 1-1-0-3-0

Receiving

UNC: N. Brown 3-18, Harris 1-15
 SDSU: Gourdine 3-31, Ned 2-18, Lewis 2-14, Mecham 1-18, Mitchell 1-14, McNeill 1-4, Russell 1-3

2001 Peach Bowl Atlanta, Ga. Carolina 16, Auburn 10 December 31, 2001



Willie Parker rushed for 131 yards and Ryan Sims led a spirited defensive effort as North Carolina won its fifth consecutive postseason bowl appearance with a 16-10 victory over Auburn in the Chick-fil-A Peach Bowl.

Parker, who started his first game since September, was spectacular, scoring on a 10-yard run in the first quarter and setting up a second-quarter field goal with a 43-yard dash. Parker had the fifth-best rushing day in UNC bowl history and it was the 11th time a Tar Heel had rushed for more than 100 yards in a bowl game.

Parker's touchdown was set up by Carolina's defense, which allowed just 32 total rushing yards and shutout Auburn for three quarters. In the first quarter, cornerback Michael Waddell forced a fumble at the Auburn 26-yard line that defensive end Joey Evans picked up and rumbled to the Auburn 8-yard line. Two plays later, Parker's touchdown gave Carolina a 7-0 lead.

Curry, who was named the game's Offensive MVP, scored on an incredible touchdown run in the third quarter to give Carolina a 16-0 advantage.

Defensively, Carolina came up with several big plays throughout the game and held off a furious Auburn comeback in the fourth quarter. Sims, the Defensive MVP, had six tackles, including two sacks and was constantly disrupting the Auburn backfield.

After scoring twice in the fourth quarter, Auburn attempted an onside kick, but UNC's Richard Moore covered the ball and the Tar Heels ran out the clock.

2001 PEACH BOWL STATS

Carolina	7	3	6	0	—	16
Auburn	0	0	0	10	—	10

NC- Parker 10 run (Reed kick) (9:34, 1st)
 NC- Reed 22 FG (0:55, 2nd)
 NC- Curry 62 run (kick failed) (8:25, 3rd)
 AUB- Duval 34 FG (13:16, 4th)
 AUB- Diamond 12 pass from Cobb (Duval kick) (1:18, 4th)

	UNC	AUB
First Downs	12	12
Rushes-Yards	40-174	32-31
Passing Yards	114	145
Comp-Att-Int	13-21-1	18-28-2
Plays-Total Yards (Ave)	61-288 (4.7)	60-176 (2.9)
Punts (Ave)	8-39.8	9-49.3
Fumbles-Lost	2-1	5-1
Penalties/Yards	9-73	4-26
Time of Possession	32:02	27:58

Rushing

Carolina- Parker 19-131, Curry 10-67, Lewis 3-6, Williams 2-0, Durant 2 (-12), Lafferty 1 (-13)
 Auburn- Brown 6-28, Butler 8-22, Moore 5-21, Campbell 8-1, Johnson 1-0, Carter 1 (-7)

Passing (Comp-Att-Yds-TD-Int)

Carolina- Curry 5-6-25-0-0, Durant 7-14-76-0-1
 Auburn- Campbell 12-18-74-0-1, Cobb 6-10-71-1-1


Receiving

Carolina- Aiken 7-73, Parker 3-24, Davis 3-17
 Auburn- Daniels 3-21, Willis 3-17, Diamond 2-17, Moore 2-16, Walkins 2-16, Johnson 2-15, Carter 1-21, Ratliff 1-18, McIntrye 1-8, Brown 1 (-4)

BOWL GAME HISTORY



2004 Continental Tire Bowl Charlotte, N.C. Boston College 37, Carolina 24 December 30, 2004



Kicker Ryan Ohliger scored on a 21-yard fake field goal run to seal Boston College's 37-24 victory over North Carolina in the Continental Tire Bowl.

Clinging to a 27-24 lead over North Carolina (6-6) in the fourth quarter, BC quarterback Paul Peterson was injured as he tried to run outside for a first down on third-and-1 and was brought down awkwardly by Tommy Davis. On the next play, Ohliger, a 5-foot-9 freshman, took the handoff from holder Matt Ryan and raced into the end zone, breaking a tackle along the way, for a 34-24 lead with 10:32 to play. Before leaving, Peterson went 24-of-33 for 236 yards and two touchdowns.

Virginia represented the ACC in the first two Tire Bowls, so the inclusion of North Carolina was a welcome change of scenery. Tar Heels fans snapped up over 65,000 tickets, washing out the scattering of Boston College supporters in a sea of light blue.

They had plenty to cheer about early as North Carolina seized the momentum by scoring a pair of touchdowns after Peterson's fumble and Ohliger's missed field goal.

North Carolina quarterback Darian Durant threw for 260 yards and three TDs in his final game as a Tar Heel. He finished his storied career with 51 school records, including all major passing and total offense records.

Wide receiver Derelle Mitchell caught seven passes for 116 yards.

2004 CONTINENTAL TIRE BOWL STATS

Boston College	14	7	0	16	-	37
Carolina	7	14	3	0	-	24

BC - Whitworth, L.V. 3 run (Ohliger kick) (8:13, 1st)
 UNC - McGill 12 pass from Durant (Barth kick) (6:08, 1st)
 BC - Adams 2 pass from Peterson (Ohliger kick) (1:32, 1st)
 UNC - Wright 5 pass from Durant (Barth kick) (7:12, 2nd)
 UNC - Mitchell 51 pass from Durant (Barth kick) (1:44, 2nd)
 BC - Kashetta 1 pass from Peterson (Ohliger kick) (0:17, 2nd)
 UNC - Barth 27 field goal (4:32, 3rd)
 BC - Callender 1 run (kick failed) (14:16, 4th)
 BC - Ohliger 21 run (Troost kick) (10:32, 4th)
 BC - Troost 18 field goal (4:09, 4th)

	BC	UNC
First Downs	20	22
Rushes-Yards	46-228	33-105
Passing Yards	249	259
Comp-Att-Int	25-35-0	23-41-0
Plays-Total Yards (Avg)	81-477 (5.9)	74-364 (4.9)
Punts (Avg)	7-41.4	4-37.2
Fumbles-Lost	2-1	0-0
Penalties-Yards	3-20	5-40
Time of Possession	33:58	26:02

Rushing
Boston College - Callender 26-174, Whitworth 10-30, Ohliger 1-21
Carolina - McGill 8-53, Scott 16-49

Passing (Comp-Att-Yds-TD-Int)
Boston College - Peterson 24-33-0-236-2-0, Ryan 1-2-0-13-0-0
Carolina - Durant 23-41-0-259-3-0

Receiving
Boston College - Hazard 5-81, Adams 5-53, Kashetta 5-37, Lester 4-39
Carolina - Mitchell 7-116, Holley 5-66, Wright 3-23, Scott 3-7, Hamlett 2-23

2008 Meineke Car Care Bowl Charlotte, N.C. West Virginia 31, Carolina 30 December 27, 2008



Pat White threw for 332 yards, including a 20-yard touchdown pass to Alric Arnett midway through the fourth quarter to send West Virginia to a 31-30 win over North Carolina in the Meineke Car Care Bowl.

The senior quarterback was voted MVP, helping West Virginia (9-4) overcome Hakeem Nicks' big day for North Carolina. Nicks caught eight passes for 217 yards and three touchdowns for the Tar Heels (8-5), but T.J. Yates was intercepted by Pat Lazear with under 2 minutes left to end Butch Davis' hopes of a bowl win in his second year at North Carolina.

White completed 26 of 32 passes and threw one interception.

After J.T. Thomas recovered Shaun Draughn's fumble at the West Virginia 30, White threw a 41-yard pass over the middle to Jock Sanders, picked up nine yards on a running play and then rifled a pass between two defenders to Arnett for the go-ahead touchdown with 7:14 left.

Yates couldn't find the dynamic Nicks on the Tar Heels' final drive, eventually throwing his first interception of the game.

Nicks already set three school receiving records and shattered his career-high in yards receiving - with 10:37 left in the second quarter. It was part of a dizzying offensive display by both teams that produced six touchdowns in the game's first 20 minutes.

Nicks' 25-yard TD catch from Yates early in the second quarter was his 178th career reception - another school record - and gave North Carolina a 23-21 lead. The action thrilled a sellout crowd at Bank of America Stadium.

2008 MEINEKE CAR CARE BOWL STATS

West Virginia	21	0	3	7	-	31
Carolina	14	9	7	0	-	30

WV - Devine 18 run (McAfee kick) (8:56, 1st)
 UNC - Nicks 73 pass from Yates (Barth kick) (7:22, 1st)
 WV - Arnett 44 pass from White (McAfee kick) (5:11, 1st)
 UNC - Nicks 66 pass from Arnold (Barth kick) (4:57, 1st)
 WV - Starks 35 pass from White (McAfee kick) (2:35, 1st)
 UNC - Team safety (13:23, 2nd)
 UNC - Nicks 25 pass from Yates (Barth kick) (10:37, 2nd)
 WV - McAfee 25 FG (9:00, 3rd)
 UNC - Yates 4 run (Barth kick) (4:29, 3rd)
 WV - Arnett 20 pass from White (McAfee kick) (7:14, 4th)

	WV	UNC
First Downs	20	15
Rushes-Yards	42-123	29-93
Passing Yards	332	277
Comp-Att-Int	32-26-1	26-16-1
Plays-Total Yards (Avg)	74-455 (6.1)	55-370 (6.7)
Punts (Avg)	3-44.3	5-40.0
Fumbles-Lost	2-1	2-1
Penalties-Yards	1-10	4-37
Time of Possession	33:44	26:16

Rushing
West Virginia - Devine 13-61, White 21-55, Sanders 3-10
Carolina - Draughn 17-65, Little 3-34, Houston 4-4

Passing (Comp-Att-Yds-TD-Int)
West Virginia - White 26-32-332-3-1
Carolina - Yates 15-25-211-2-1; Arnold 1-1-66-0-1

Receiving
West Virginia - Arnett 7-93, Sanders 5-70, Jalloh 5-36, Starks 4-61, Urban 2-42
Carolina - Nicks 8-217, Draughn 3-11, Little 2-36, Quinn 1-5, Arnold 1-4, Rome 1-4

2009 Meineke Car Care Bowl Charlotte, N.C. Pittsburgh 19, Carolina 17 December 26, 2009



Dion Lewis rushed for 159 yards and a touchdown, and Dan Hutchins kicked a 33-yard field goal with 52 seconds left to give the 17th-ranked Panthers a 19-17 win over North Carolina on Saturday in the Meineke Bowl.

Winning 10 games for the first time since Dan Marino was the quarterback in 1981, Pitt (10-3) converted on fourth down at its own 30 and took advantage of a key offsides penalty to set up Hutchins' fourth field goal.

T.J. Yates threw two touchdown passes to Greg Little, but his incomplete pass on fourth-and-10 from his own 49 with 6 seconds left sent the Tar Heels (8-5) to their second straight bowl loss.

Yates was 19 of 32 for 183 yards and an interception while Little caught seven passes for 87 yards and Ryan Houston rushed for 83 yards.

But North Carolina's defense, which came in sixth in the nation overall and ninth against the run, struggled to contain the shifty Lewis.

The matchup featured old coaching buddies who won a national championship and Super Bowl together. Pitt's Dave Wannstedt and Davis worked on Jimmy Johnson's staffs at Oklahoma State, Miami and the Dallas Cowboys. Their careers then included NFL head coaching jobs before they returned to college.

It took Wannstedt's big gamble to help Pitt end a two-game losing streak after North Carolina took a 17-16 lead late in the third quarter on Yates' second touchdown pass to Little.

2009 MEINEKE CAR CARE BOWL STATS

Pittsburgh	0	13	3	3	-	19
Carolina	7	3	7	0	-	17

UNC - Little 15 pass from Yate (Barth kick) (6:57, 1st)
 Pitt - Hutchins 31 FG (14:11, 2nd)
 Pitt - Lewis 11 run (Hutchins kick) (11:08, 2nd)
 UNC - Barth 37 FG (1:05, 2nd)
 Pitt - Hutchins 31 FG (0:00, 2nd)
 Pitt - Hutchins 42 FG (9:11, 3rd)
 UNC - Little 14 pass from Yates (Barth kick) (4:00, 3rd)
 Pitt - Hutchins 33 FG (0:52, 4th)

	Pitt	UNC
First Downs	17	18
Rushes-Yards	36-129	29-81
Passing Yards	163	183
Comp-Att-Int	17-24-0	19-33-1
Plays-Total Yards (Avg)	60-292 (4.9)	62-264 (4.3)
Punts (Avg)	2-45.0	3-41.3
Fumbles-Lost	4-1	2-1
Penalties-Yards	4-26	8-78
Time of Possession	29:25	30:35

Rushing
Pitt - Lewis 28-159, Graham 2-1, Stull 4-(-13)
Carolina - Houston 24-83, Little 1-31, Boyd 1-(-11), Yates 3-(-22)

Passing (Comp-Att-Yds-TD-Int)
Pitt - Stull 17-24-163-0-0
Carolina - Yates 19-32-183-2-1

Receiving
Pitt - Shanahan 5-83, Dickerson 4-21, Baldwin 3-31, Hynoski 3-20, Byham 1-9, Lewis 1-(-1)
Carolina - Little 7-87, Highsmith 3-38, Pianto 2-26, White 2-17, Houston 2-8, Boyd 1-4, Barham 1-4, Jones 1-(-1)





BOWL GAME HISTORY

2010 Music City Bowl Nashville, Tenn. Carolina 30, Tennessee 27 December 30, 2010



Casey Barth kicked a 23-yard field goal in the second overtime to send North Carolina past Tennessee 30-27 in a Music City Bowl that will be remembered much more for the crazy finish of regulation than how it ended.

Barth kicked a 39-yard field goal after officials reviewed what had been the final play of the game and decided to penalize the Tar Heels (8-5) for having "more than 11 men" on the field. The Big Ten officiating crew also announced T.J. Yates had spiked the ball with 1 second left. That allowed Barth to run out and kick the field goal that tied it at 20.

Tennessee (6-7) was stunned at the sudden switch that cost the Vols an apparent bowl victory to cap Derek Dooley's first season. Tyler Bray threw a 25-yard TD in the first overtime, but Quan Sturdivant picked him off to end the Vols' last chance in the second OT.

Tennessee had the home-field advantage with LP Field painted orange from top to bottom, and the Vols' fans had been celebrating ever since Bray's 8-yard TD pass to Justin Hunter put them up 20-17 with 5:16 left.

But Donte Paige-Moss blocked Daniel Lincoln's extra point, and that provided the edge North Carolina needed to force overtime with Barth's second field goal.

Tennessee had a chance to clinch the victory when the Vols got the ball back with 1:36 left but punted it back to North Carolina with 31 seconds remaining to set up the bizarre finish.

The Tar Heels intercepted Bray three times, finished with four sacks and held Tennessee to 27 yards rushing on 29 attempts.

2010 MUSIC CITY BOWL STATS

Carolina	7	10	0	3	7	3	-	30
Tennessee	7	7	0	6	7	0	-	27

NC - Draughn 58 yd run (Barth kick) (10:58, 1st)
 UT - Jones 29 pass from Bray (Lincoln kick) (2:10, 1st)
 NC - Barth 28 yd field goal (10:24, 2nd)
 UT - Rogers 45 yd pass from Bray (Lincoln kick) (1:30, 2nd)
 NC - Highsmith 39 yd pass from Yates (Barth kick) (0:27, 2nd)
 UT - Hunter 8 yd pass from Bray (kick blocked) (5:16, 4th)
 NC - Barth 39 yd field goal (0:00, 4th)
 NC - Yates 1 yd run (Barth kick) (OT1)
 UT - Socker 20 yd pass from Bray (Lincoln kick) (OT1)
 NC - Barth 23 yd field goal (OT2)

	UNC	UT
First Downs	21	20
Rushes-Yards	29-151	29-27
Passing Yards	234	312
Comp-Att-Int	23-40-1	27-45-3
Plays-Total Yards (Avg)	69-385 (5.6)	74-339 (4.6)
Punts (Avg)	7-40.9	8-43.5
Fumbles-Lost	1-1	3-0
Penalties-Yards	12-80	8-75
Time of Possession	28:11	31:49

Individual Rushing Leaders

Carolina - Draughn 23-160; Harrelson, 1-12, Boyd 1-7
 UT - Poole 11-40; Neal 9-28

Individual Passing Leaders (Comp-Att-Yds-TD-Int)

Carolina - Yates 23-39-234-1-1
 UT - Bray 27-45-312-4-3

Individual Receiving Leaders

Carolina - Taylor 9-85, Jones 5-51, Draughn 3-6, Wilson 2-17, Adams 1-8, Highsmith 1-39, Harrelson 1-28
 UT - Jones 9-89, Stocker 5-58, Moore 4-69, Poole 4-16, Rogers, D. 1-45, Rivera 1-15, Hunter 1-8, Neal 1-7, Rogers, Z. 1-5

2011 Independence Bowl Shreveport, La. Missouri 41, Carolina 24 December 26, 2011



James Franklin ran for two touchdowns and threw for another, and Missouri beat North Carolina 41-24 in the Independence Bowl.

Franklin, named the game's offensive Most Valuable Player, rushed for 142 yards and threw for 132 despite less than ideal

conditions in the cold and rain at Independence Stadium. He led the Tigers to 31 first-half points - an Independence Bowl record.

For North Carolina (7-6), a season that started with a promising 5-1 record ends with a lopsided loss. The Tar Heels lost five of their final seven under interim coach Everett Withers, who leaves to become defensive coordinator at Ohio State under Urban Meyer.

North Carolina had the Atlantic Coast Conference's second-best rushing defense, giving up just 106.2 yards per game. But the Tigers found plenty of running room with Franklin and Kendial Lawrence, repeatedly going for big gains.

Lawrence rushed for 108 yards and a touchdown as the Tigers racked up 337 yards on the ground.

North Carolina's quarterback, Bryn Renner, had a very productive game, throwing for 317 yards, three touchdowns and an interception.

North Carolina scored first, with Renner hitting Dwight Jones for a 22-yard touchdown pass with 12:12 left in the first quarter. That would be the high point for the Tar Heels.

North Carolina had a glimmer of hope late in the third when Jheranie Boyd caught a 44-yard touchdown pass from Renner to pull the Tar Heels to 34-17. But Missouri responded minutes later with Franklin's second touchdown run of the night.

2011 INDEPENDENCE BOWL STATS

Missouri	14	17	7	3	-	41
Carolina	7	3	7	7	-	24

NC - Jones 22 pass from Renner (Moore kick) (12:12, 1st)
 MU - Kemp 40 pass from Moe (Barrow kick) (10:06, 1st)
 MU - Franklin 2 run (Barrow kick) (2:15, 1st)
 MU - Barrow 31 field goal (11:11, 2nd)
 MU - Jackson 8 pass from Franklin (Barrow kick) (5:13, 2nd)
 MU - Lawrence 9 run (Barrow kick) (1:58, 2nd)
 NC - Moore 21 field goal (0:00, 2nd)
 NC - Boyd 44 pass from Renner (Moore kick) (4:22, 3rd)
 MU - Franklin 2 run (Barrow kick) (1:56, 3rd)
 MU - Barrow 26 field goal (6:22, 4th)
 NC - Highsmith 17 pass from Renner (Moore kick) (4:08, 4th)

	MU	NC
First Downs	27	20
Rushes-Yards	46-337	19-36
Passing Yards	176	317
Comp-Att-Int	17-26-1	27-42-1
Plays-Total Yards (Avg)	72-513 (7.1)	61-353 (5.8)
Punts (Avg)	2-39.0	4-48.8
Fumbles-Lost	0-0	1-1
Penalties-Yards	6-49	2-20
Time of Possession	34:20	25:40

Individual Rushing Leaders

Missouri - Franklin 18-142, Lawrence 16-108, Moore 10-59
 Carolina - Bernard 13-31, Renner 4-11

Individual Passing Leaders (Comp-Att-Yds-TD-Int)

Missouri - Franklin 15-23-132-1-1
 Carolina - Renner 27-42-317-3-1

Individual Receiving Leaders

Missouri - Washington 3-47, Egnew 3-39, Lawrence 3-13, Kemp 2-48, Jackson 2-15
 Carolina - Highsmith 8-77, Jones 6-77, Bernard 6-36, Body 3-95

2013 Belk Bowl Charlotte, N.C. Carolina 39, Cincinnati 17 December 28, 2013



Freshman Ryan Switzer capped a memorable season by returning a punt 86 yards for a touchdown to help North Carolina beat Cincinnati 39-17 for its first Belk Bowl title in four tries. It was Switzer's fifth punt return of the season for a TD, tying an NCAA record.

T.J. Logan returned a kickoff

for 78 yards to a touchdown, Marquise Williams threw for 171 yards and a score and Romar Morris had two short TD runs as the Tar Heels (7-6) won a bowl game for the first time since 2010.

The victory also capped a huge turnaround for the Tar Heels, who started the season 1-5.

Cincinnati (9-4) was looking to become the bowl's first back-to-back champion since Virginia did it 10 years ago, but Brendon Kay - the MVP last year - was limited to 181 yards passing and no touchdowns.

The Tar Heels brought relentless pressure and had five sacks, including one for a safety.

North Carolina came in having lost its previous three in-state Belk Bowl appearances, but bolted to a 23-3 halftime lead behind a pair of long touchdown drives led by Williams and Logan's nifty kickoff return.

After Morris scored on a 2-yard run to make it 7-0, Brandon Ellerbe and Kareem Martin sacked Kay in the end zone for a safety - the first of three sacks in the opening half. On the ensuing kickoff, Logan put the Tar Heels in control by fielding the ball near the left sideline and cutting back up the middle of the field for the score.

Williams made it 23-3 in the second quarter, hitting Tabb on a quick slant for a 3-yard touchdown strike.

2014 BELK BOWL STATS

Cincinnati	0	3	7	7	-	17
Carolina	16	7	13	3	-	39

NC - Morris 2 yd run (Moore kick) (5:40, 1st)
 NC - TEAM safety (2:25, 1st)
 NC - Logan 78 yd kickoff return (Moore kick) (2:12, 1st)
 CIN - Miliano 34 yd field goal (14:17, 2nd)
 NC - Tabb 3 yd pass from Williams (Kick failed) (10:16, 2nd)
 NC - Switzer 86 yd punt return (10:41, 3rd)
 CIN - Abernathy 15 yd run (Miliano kick) (8:08, 3rd)
 NC - Morris 1 yd run (Moore kick) (3:32, 3rd)
 CIN - Washington 10 yd run (Miliano kick) (14:26, 4th)
 NC - Moore 40 yd field goal (2:52, 4th)

	CIN	UNC
First Downs	20	23
Rushes-Yards	36-168	46-174
Passing Yards	181	171
Comp-Att-Int	16-36-1	19-33-0
Plays-Total Yards (Avg)	72-349 (4.8)	79-345 (4.4)
Punts (Avg)	5 (36.4)	4 (44.2)
Fumbles-Lost	1-1	1-1
Penalties-Yards	3-35	4-25
Time of Possession	26:36	33:24

Individual Rushing Leaders (Att-Yds-TD)

Cincinnati - Abernathy 13-67-1, Washington 4-67-1, Williams 10-46-0, Green 1-3-0, Kay 8-(15)-0
 Carolina - Logan 15-77-0, Williams 9-46-0, Francis 10-28-0, Morris 10-16-2, Switzer 1-8-0, Davis 1-(1)-0

Individual Passing Leaders (Comp-Att-Yds-TD-Int)

Cincinnati - Kay 15-35-181-0-1, Washington 1-1-0-0-0
 Carolina - Williams 19-33-171-1-0

Individual Receiving Leaders (Rec-Yards)


Cincinnati - McClung 4-31, Washington 3-36, Abernathy 3-23, Moore 2-46, McKay 1-23, Morrison 1-11, Annen 1-6, Williams 1-5
 Carolina - Ebron 7-78, Tapley 4-22, Switzer 3-22, Thorpe 2-36, Davis 1-6, Logan 1-4, Tabb 1-3



BOWL GAME HISTORY



2014 Quick Lane Bowl Detroit, Mich. Rutgers 41, Carolina 20 December 26, 2014



Josh Hicks ran for 202 yards and a touchdown and Rutgers beat North Carolina 40-21 in the inaugural Quick Lane Bowl at Ford Field.

Owned and operated by the NFL's Detroit Lions, the bowl replaced the Little Caesar's Pizza Bowl, which had been played in

Detroit under various names since 1997.

Rutgers led 40-7 before the Tar Heels (6-7) scored twice in the final seven minutes. North Carolina also had two second-half touchdown passes taken away because of interference penalties.

Marquise Williams was never able to get going, although he did throw for one score and run for another.

The Scarlet Knights lost the coin toss, but got the ball when North Carolina deferred. They only needed 2:17 to take the lead, with Gary Nova hitting a wide-open Andre Patton for a 34-yard touchdown strike.

Carolina got into Rutgers' territory its first two drives, but turned the ball over on the first and punted on the second. The Tar Heels blocked a punt to take over at the 30, but the drive stalled at the 5 and a fake field goal was buried for a 4-yard loss.

The Scarlet Knights answered with a 91-yard drive that ended with Hicks' 21-yard run that made it 14-0 early in the second. Rutgers then turned another Tar Heels fumble into a quick touchdown — Martin's 8-yard run — but missed the extra point, leaving it 20-0.

The Tar Heels missed a field goal, then shanked a punt 20 yards, allowing Rutgers to kick a 19-yard field goal that made it 23-0 at halftime.

2015 Russell Athletic Bowl Orlando, Fla. Baylor 49, Carolina 38 December 29, 2015



Johnny Jefferson rushed for three touchdowns and a record 299 yards, and No. 18 Baylor ran past No. 10 North Carolina 49-38 in the Russell Athletic Bowl.

North Carolina (11-3) tried to match Baylor's scoring output but had a key fumble in the third quarter that stifled its comeback

efforts.

Marquise Williams passed for 243 yards and three scores, and rushed for two more. Elijah Hood added 118 yards rushing.

Though sophomore Chris Johnson started the day at quarterback, five different players — Johnson, his backup Lynx Hawthorne, and running backs Jefferson, Chafin, and Terence Williams — all took snaps from center for the Bears within the first two series. They continued to use the quintet in multiple Wildcat formations throughout the game.

North Carolina kept pace as best it could and scored on its opening possession of the second half to cut what had been an 18-point first-half deficit to 28-24.

Baylor needed just eight plays to go back up 35-24 following 3-yard touchdown run by Williams.

The Tar Heels started their next drive with a 67-yard run by Hood to get back into the red zone.

But two plays later T.J. Logan fumbled at the goal line after being hit by Aivion Edwards and it was scooped up by Baylor's Orion Stewart for a touchback.

The Bears took advantage, and on their first play after the changeover scored on an 80-yard scamper by Jefferson that put them in front 42-24.

2016 Hyundai Sun Bowl El Paso, Texas Stanford 25, Carolina 23 December 30, 2016



EL PASO, Texas --- North Carolina native Bryce Love took over for the absent Christian McCaffrey in the Stanford backfield, running for 119 yards and catching a 49-yard touchdown pass to help the No. 16 Cardinal beat North Carolina 25-23 in the Sun Bowl.

Stanford (10-3) held on after North Carolina (8-5) pulled within two with 25 seconds left on Mitch Trubisky's 2-yard pass to Bug Howard, sacking Trubisky on the 2-point conversion try.

McCaffrey skipped the bowl game to focus on his NFL career.

Stanford took a 25-17 lead on Conrad Ukropina's 27-yard field goal with 3:23 left. North Carolina was forced to punt on its next series, but used two time-outs to get the ball back.

After taking over at their own 3, the Tar Heels drove 97 yards in 10 plays and 1:11. After competing passes of 44 and 27 yards, Trubisky capped the drive with the 2-yard scoring pass to Howard.

Stanford then sacked Trubisky on the 2-point try, a rush led by Solomon Thomas forcing the quarterback to retreat before being taken down. Thomas was selected the game's MVP, and the Cardinal defense also got a big game from safety Dallas Lloyd.

Lloyd intercepted Trubisky's pass in the first half, then again early in the fourth quarter. He returned that one 19 yards for a touchdown to give Stanford a 22-17 lead. That stalled a North Carolina rally that saw it go from being down 13-7 at the half and 16-7 early in the third to taking a 17-16 lead. That came after a 37-yard field goal by Nick Weiler and a 5-yard TD run by Jordan Brown.

2014 QUICK LANE BOWL STATS

Rutgers	7	16	7	10	-	40
Carolina	0	0	7	14	-	21

RU - Patton 34 yd pass from Nova (Federico kick) (12:43, 1st)
 RU - Hicks 21 yd run (Federico kick) (13:37, 2nd)
 RU - Martin 8 yd run (Federico kick failed) (9:08, 2nd)
 RU - Federico 19 yd field goal (0:11, 2nd)
 NC - Williams 1 yd run (Moore kick) (10:39, 3rd)
 RU - Turzilli 34 yd pass from Nova (Federico kick) (14:11, 4th)
 RU - Federico 31 yd field goal (10:04, 4th)
 NC - Tabb 7 yd pass from Williams (Moore kick) (6:45, 4th)
 NC - Singleton 1 yd pass from Trubisky (Moore kick) (4:59, 4th)

	RU	NC
First Downs	23	27
Rushes-Yards	42-340	40-219
Passing Yards	184	263
Comp-Att-Int	9-20-0	32-46-0
Plays-Total Yards (Avg)	62-524 (8.5)	86-482 (5.6)
Punts (Avg)	4-36.8	5-31.2
Fumbles-Lost	0-0	2-2
Penalties-Yards	3-25	6-70
Time of Possession	29:22	30:38

Individual Rushing Leaders (Att-Yds-TD)

RU - Hicks 19-202-1, Martin 19-100-2, Nova 2-30
 Carolina - Logan 14-110, Williams 15-51-1

Individual Passing Leaders (Comp-Att-INT)

RU - Nova 9-20-0; 184 yards, 2 TD
 Carolina - Williams 25-37-0; 198 yards, 1 TD; Trubisky 7-9-0; 65 yards, 1 TD

Individual Receiving Leaders

RU - Patton 3-67, Carroo 2-43, Turzilli 1-34
 Carolina - Switzer 6-54, Tabb 5-51, Howard 5-32, Davis 3-30, Morris 3-21, Singleton 3-21, Logan 3-7

2015 RUSSELL ATHLETIC BOWL STATS

Carolina	7	10	14	7	-	38
Baylor	14	14	14	7	-	49

NC - Fritts 9 yd pass from Williams (Weiler kick) (8:37, 1st)
 BU - Hawthorne 6 yd run (Callahan kick) (4:25, 1st)
 BU - Chafin 2 yd run (Callahan kick) (0:15, 1st)
 NC - Weiler 32 yd FG (12:28, 2nd)
 BU - Jefferson 11 yd run (Callahan kick) (9:35, 2nd)
 BU - Jefferson 27 yd run (Callahan kick) (2:16, 2nd)
 NC - Williams 4 yd run (Weiler kick) (00:35, 2nd)
 NC - Williams 1 yd run (Weiler kick) (11:45, 3rd)
 BU - Williams 3 yd run (Callahan kick) (3:07, 3rd)
 BU - Jefferson 80 yd run (Callahan kick) (2:04, 3rd)
 NC - Howard 27 yd pass from Williams (Weiler kick) (00:47, 3rd)
 BU - Williams 1 yd run (Callahan kick) (10:24, 4th)
 NC - Singleton 7 yd pass from Williams (Weiler kick) (2:20, 4th)

	NC	CU
First Downs	38	49
Rushes-Yards	36-244	84-645
Passing Yards	243	111
Comp-Att-Int	22-36-1	10-18-1
Plays-Total Yards (Avg)	72-487 (6.8)	102-756 (7.4)
Punts (Avg)	3 (41.0)	0
Fumbles-Lost	2-1	1-0
Penalties-Yards	5-34	11-117
Time of Possession	22:54	37:06

Individual Rushing Leaders (Att-Yds-TD)

Carolina - Hood 13-118-0, Williams 17-81-2
 Baylor - Jefferson 23-299-3, Chafin 27-161-1, Williams 16-97-2, Hawthorne 7-63-1

Individual Passing Leaders (Comp-Att-INT)

Carolina - Williams 22-36-1; 243 yards, 3 TDs
 Baylor - Johnson 7-12-1; 82 yards, 0 TDs

Individual Receiving Leaders

Carolina - Davis 6-60, Howard 3-42, Switzer 3-29, Hollins 2-24, Fritts 2-19, Singleton 2-19, Hood 2-7, Washington 1-23, Morris 1-11
 Baylor - Cannon 4-40, Lee 2-32, Williams 2-7, Zamora 1-24

2016 HYUNDAI SUN BOWL STATS

Stanford	7	6	3	9	-	25
Carolina	7	0	10	6	-	23

NC - Switzer 19 yd pass from Trubisky (Weiler kick) (8:58, 1st)
 ST - Love 49 yd pass from Chryst (Ukropina kick) (6:11, 1st)
 ST - Ukropina 44 yd FG (14:13, 2nd)
 ST - Ukropina 33 yd FG (0:33, 2nd)
 ST - Ukropina 43 yd FG (10:18, 3rd)
 NC - Weiler 37 yd FG (6:56, 3rd)
 NC - Brown 5 yd run (2:09, 3rd)
 ST - Lloyd 19 yd interception return (Ukropina kick) (14:13, 4th)
 ST - Ukropina 27 yd FG (3:23, 4th)
 NC - Howard 2 yd pass from Trubisky (Weiler kick) (0:25, 4th)

	ST	NC
First Downs	16	26
Rushes-Yards	43-129	37-118
Passing Yards	154	280
Comp-Att-Int	9-18-0	23-39-2
Plays-Total Yards (Avg)	61-283 (4.6)	76-398 (5.2)
Punts (Avg)	5-49.6	4-45.0
Fumbles-Lost	0-0	1-1
Penalties-Yards	12-85	7-50
Time of Possession	32:25	27:35

Individual Rushing Leaders (Att-Yds-TD)

Stanford - Love 21-119-0
 Carolina - Logan 19-72-0; Trubisky 14-38-0
Individual Passing Leaders (Comp-Att-INT)
 Stanford - Burns 6-12-0, 86 yards, 0 TD; Chryst 3-6-0, 68 yards, 1 TD
 Carolina - Trubisky 23-39-2, 280 yards, 2 TD

Individual Receiving Leaders

Stanford - Whiteside 3-28, Schultz 2-19, Love 1-49
 Carolina - Proehl 7-91, Switzer 5-85, Howard 5-59, Cunningham 2-18, Logan 2-3

